

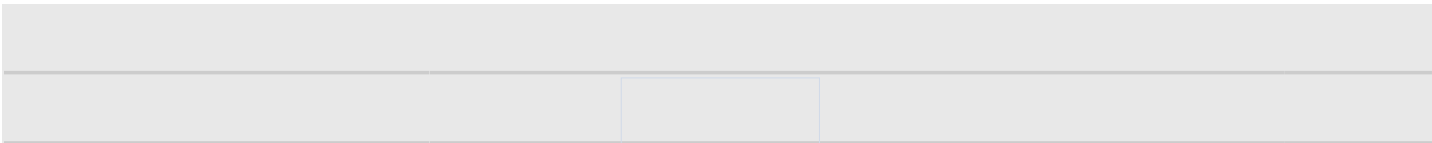
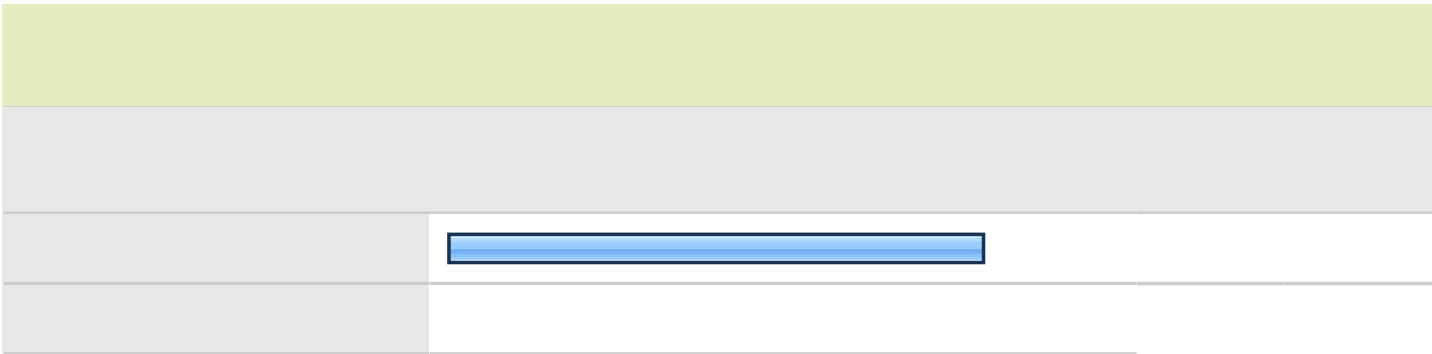


Dy



Dy



Dy

5. 5. What is your residency classification at MSU?



answered question 19

skipped question 1




6. 6. Age





8. 8. Has either of your parents received a degree from MSU?


		Response Percent	Response Count
Yes		10.5%	2
No		89.5%	17
answered question			19
skipped question			1

9. 9. What was your original entry status to MSU?









		Response Percent	Response Count
Freshman		85.0%	17
Transfer from community college/technical school		5.0%	1
Transfer from 4-yr institution		10.0%	2
answered question			20
skipped question			0

10. 10. How many credits were transferred?

		Response Percent	Response Count
12 or fewer		0.0%	0
13-30		66.7%	2
31-60		0.0%	0
Over 60		33.3%	1
answered question			3
skipped question			17



13. 13. In which Residential College are you a member?



		Response Percent	Response Count
Do not know		0.0%	0
Clark College		5.0%	1
Elizabeth College		15.0%	3
Franklin-Springer Colleges		5.0%	1
Hart College		30.0%	6
Hester College		5.0%	1
Regents College		5.0%	1
Richmond College		25.0%	5
White College		10.0%	2
		answered question	20
		skipped question	0

Dy







13. 13. In which Residential College are you a member?

answered question	20
skipped question	0





14. 14. Have you ever received any type of Financial Aid while at MSU? (scholarships, grants, work-study, etc.)

		Response Percent	Response Count
Yes		85.0%	17
No		15.0%	3
		answered question	20
		skipped question	0

15. 15. How many years will it take you to complete your degree from the point of your initial enrollment in college (including any time at a previous institution)?

		Response Percent	Response Count
Two		0.0%	0
Three		20.0%	4
Four		60.0%	12
Five		10.0%	2
Six		0.0%	0
More than six		10.0%	2
		answered question	20
		skipped question	0

16. 16. In what range does your grade point average fall?

		Response Percent	Response Count
Less than 2.00		0.0%	0
2.00-2.50		5.0%	1
2.51-3.00		25.0%	5
3.01-3.50		40.0%	8
3.51-4.00		30.0%	6
answered question			20
skipped question			0


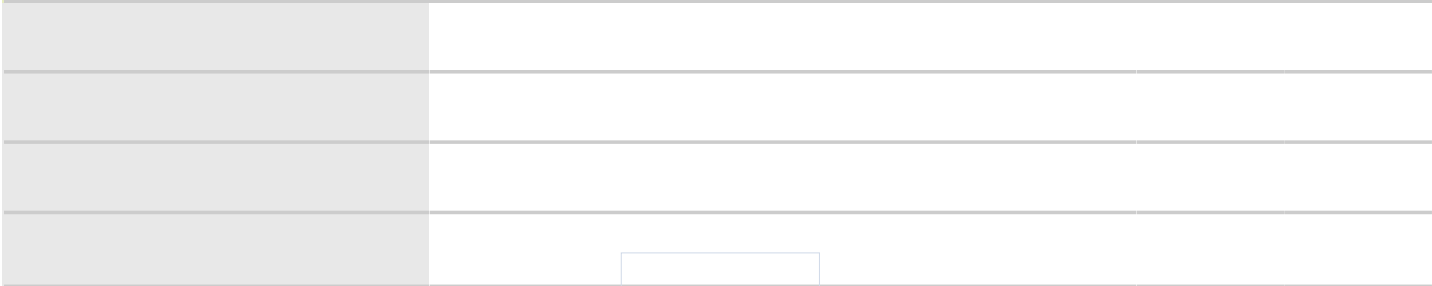

Dy

17. 17. Please identify the program/major in which you are earning a degree. If you have a double major, check both of your majors. (Note: Liberal Arts and Integrated Studies Students, check Liberal Arts or Integrated Studies. Do not check your field of study as a major.)

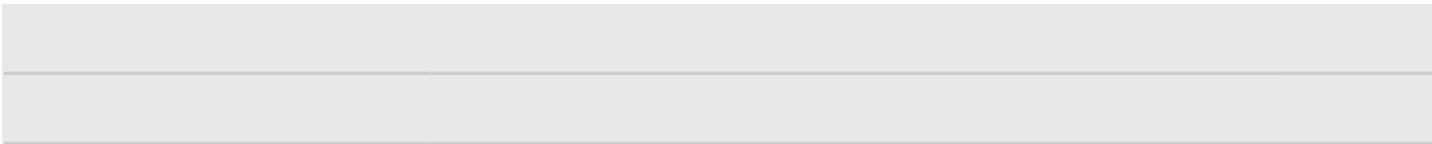
	Response Percent	Response Count
Accounting	0.0%	0
Advertising	0.0%	0
Agricultural Science & Technology (associate's)	0.0%	0
Agricultural Science (bachelor's)	0.0%	0
Animal Technology/Animal-Equine	0.0%	0
Animal Technology/Vet Tech, Pre-Vet	100.0%	20
Applied Physics	0.0%	0
Art	0.0%	0
Athletic Training	0.0%	0
Biology	0.0%	0
Business Administration (associate's)	0.0%	0
Business Administration (bachelor's)	0.0%	0
Career & Technical Education (associate's)	0.0%	0
Career & Technical Education (bachelor's)	0.0%	0
Chemistry	0.0%	0
Civil Engineering Technology (associate's)	0.0%	0
	answered question	20
	skipped question	0

17. 17. Please identify the program/major in which you are earning a degree. If you have a double major, check both of your majors. (Note: Liberal Arts and Integrated Studies Students, check Liberal Arts or Integrated Studies. Do not check your field of study as a major.)

Civil Engineering Technology (bachelor's)	0.0%	0
Communication Disorders	0.0%	0
Community Health	0.0%	0
Computer Information Systems	0.0%	0
Computer Science	0.0%	0
Creative Writing (BFA)	0.0%	0
Criminal Justice	0.0%	0
Economics	0.0%	0
Electromechanical Engineering Technology	0.0%	0
Elementary School Education	0.0%	0
Engineering Graphics & Design	0.0%	0
Engineering Physics	0.0%	0
English	0.0%	0
English Education (TESOL)	0.0%	0
Exercise Science	0.0%	0
Finance	0.0%	0
French	0.0%	0
General Studies (associate's)	0.0%	0
Geosciences	0.0%	0
German	0.0%	0
answered question		20
skipped question		0

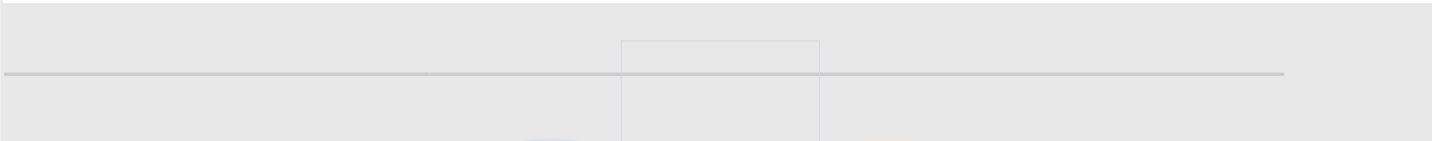



Dy




17. 17. Please identify the program/major in which you are earning a degree. If you have a double major, check both of your majors. (Note: Liberal Arts and Integrated Studies Students, check Liberal Arts or Integrated Studies. Do not check your field of study as a major.)

Middle School Education	0.0%	0
Music	0.0%	0
Music Business	0.0%	0
Nonprofit Leadership Studies	0.0%	0
Nursing	0.0%	0
Nursing/RN to BSN	0.0%	0
Nutrition, Dietetics, & Food Mgmt	0.0%	0
Occupational Safety and Health	0.0%	0
Organizational Communication	0.0%	0
Philosophy	0.0%	0
Physics	0.0%	0
Political Science	0.0%	0
Psychology	0.0%	0
Public Administr 0.9892 395.1116 219.9417 Tm (0)Tj 0.3491 Tc -350.937 -20.125 Td (Public Administr 0.989		
answered question		20
skipped question		0




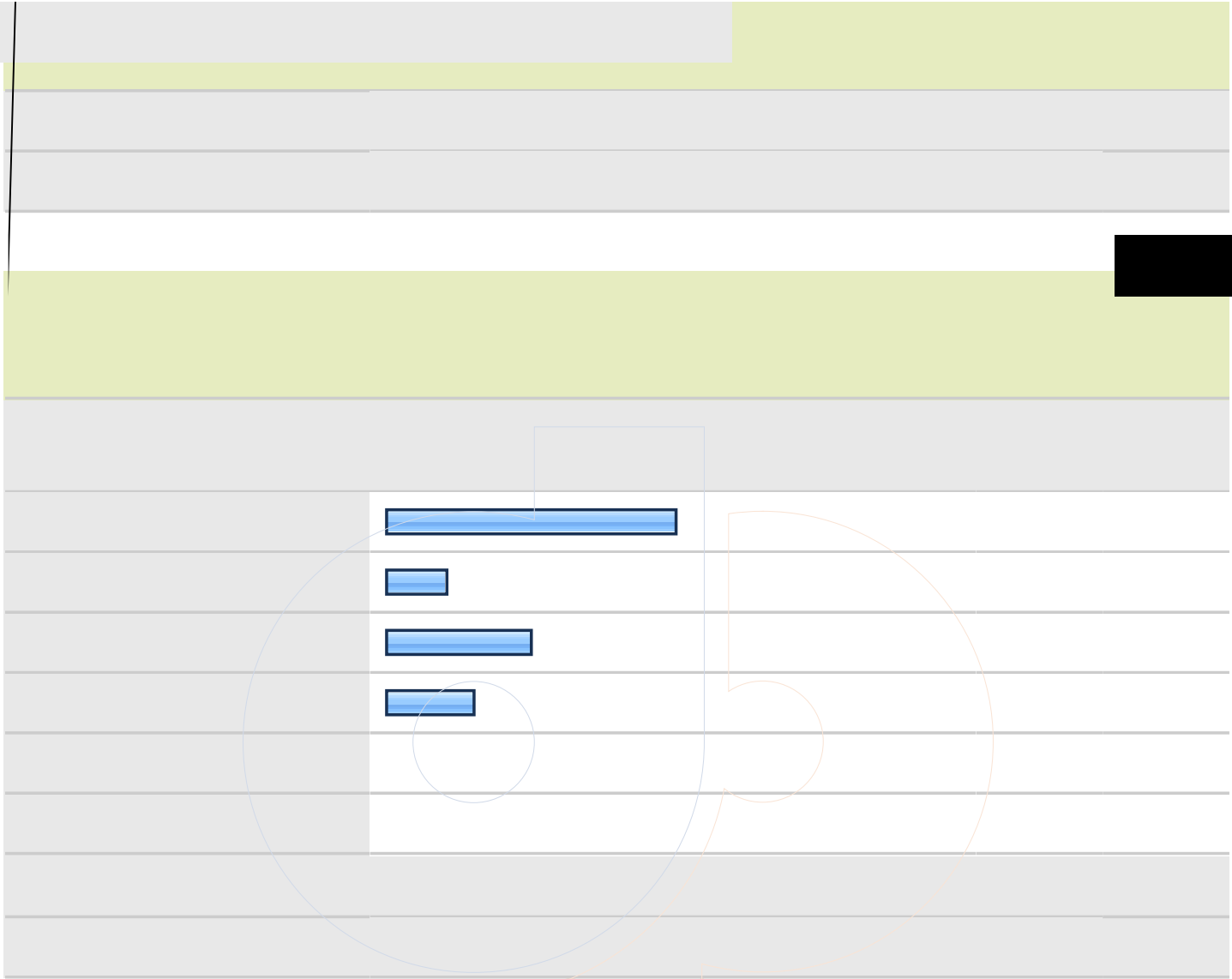
Dy




19. 21. Which best describes your situation?

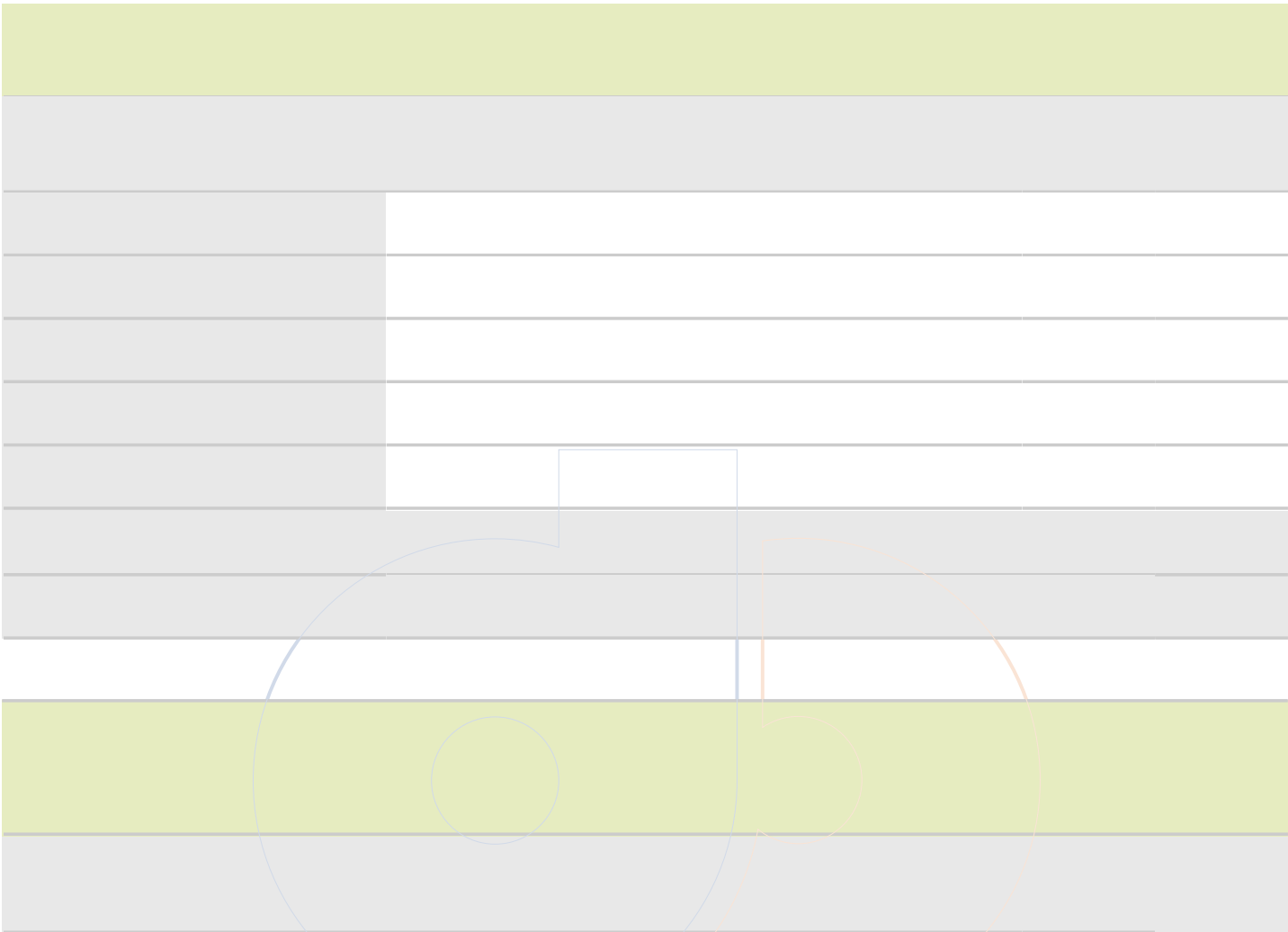
		Response Percent	Response Count
Did not change major/area		90.0%	18
Did not initially declare major/area		0.0%	0
Changed major/area		10.0%	2
answered question			20
skipped question			0





Dy








Dy

—


24. 26. Did you take any online courses while at Murray State?

		Response Percent	Response Count
Yes		100.0%	20
No		0.0%	0
answered question			20
skipped question			0

25. 27. Did it take you an extra semester or more to complete degree requirements at Murray State?

		Response Percent	Response Count
Yes		45.0%	9
No		55.0%	11
answered question			20
skipped question			0

Dy





26. 28. Why did it take you an extra semester or more?

answered question 9

skipped question 11



27. 29. Did you have trouble getting any course(s) you needed while at Murray State?

		Response Percent	Response Count
Yes		30.0%	6
No		70.0%	14

answered question 20

skipped question 0

28. 30. Why did you have trouble getting the course?

		Response Percent	Response Count
The course was not offered the semester I needed it.		16.7%	1
The course was not offered at hours convenient to my work schedule.		0.0%	0
The course was not offered at hours suitable for my school schedule.		66.7%	4

answered question 6

skipped question 14

29. 31. Which statement best describes your experience with off-campus coop/internship?

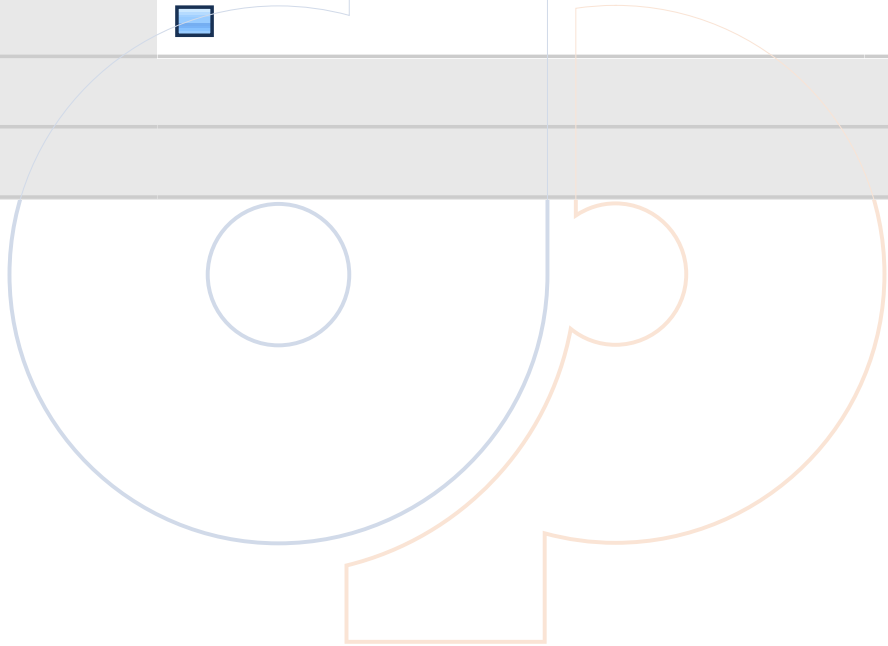
		Response Percent	Response Count
Cannot judge; I did not have one.		5.0%	1
My experience was very valuable.		80.0%	16
My experience was valuable.		10.0%	2
My experience was of little value.		5.0%	1
My experience was of no value.		0.0%	0
answered question			20
skipped question			0

30. 32. Which statement best describes your experience with on-campus faculty-directed research, scholarly, or creative project?

		Response Percent	Response Count
Cannot judge; I did not have one.		60.0%	12
My experience was very valuable.		15.0%	3
My experience was valuable.		10.0%	2
My experience was of little value.		10.0%	2
My experience was of no value.		5.0%	1
answered question			20
skipped question			0

31. 33. Which statement best describes your experience with academic advising in your major/area?

	<input type="checkbox"/>
	<input checked="" type="checkbox"/>
	<input type="checkbox"/>
	<input type="checkbox"/>




Dy



Dy

32. Questions 34-48 For each of these items, indicate the extent to which you were satisfied.

	Very satisfied	Satisfied	Dissatisfied	Very dissatisfied	Rating Average	Rating Count
34. Class size relative to type of course	25.0% (5)	75.0% (15)	0.0% (0)	0.0% (0)	3.25	20
35. Out-of-class availability of faculty	30.0% (6)	65.0% (13)	5.0% (1)	0.0% (0)	3.25	20
36. Effectiveness of your high school preparation for college work	15.0% (3)	45.0% (9)	30.0% (6)	10.0% (2)	2.65	20
37. Fairness of faculty in their treatment of individual students	20.0% (4)	70.0% (14)	10.0% (2)	0.0% (0)	3.10	20
38. Overall quality of instruction at Murray State	45.0% (9)	50.0% (10)	5.0% (1)	0.0% (0)	3.40	20
39. Quality of instruction in University Studies (General Education) courses	20.0% (4)	65.0% (13)	15.0% (3)	0.0% (0)	3.05	20
40. Quality of instruction in your major	60.0% (12)	35.0% (7)	0.0% (0)	5.0% (1)	3.50	20
41. Clarity of program objectives in your major	65.0% (13)	25.0% (5)	10.0% (2)	0.0% (0)	3.55	20
42. Intellectual challenge of the academic program	35.0% (7)	60.0% (12)	0.0% (0)	5.0% (1)	3.25	20
43. Encouragement and information from your major department for employment after graduation	25.0% (5)	55.0% (11)	15.0% (3)	5.0% (1)	3.00	20
44. Availability of opportunities to engage in a faculty-mentored research, scholarly, or creative project in your area of study/interest	15.0% (3)	70.0% (14)	10.0% (2)	5.0% (1)	2.95	20
45. Library hours	45.0% (9)	55.0% (11)	0.0% (0)	0.0% (0)	3.45	20
answered question						20
skipped question						0



Dy

34. Questions 56-89 For each of these services, activities or programs that you used, please indicate the extent to which you were satisfied that they met your needs. For those that you did not use, mark the "Did Not Use" option.

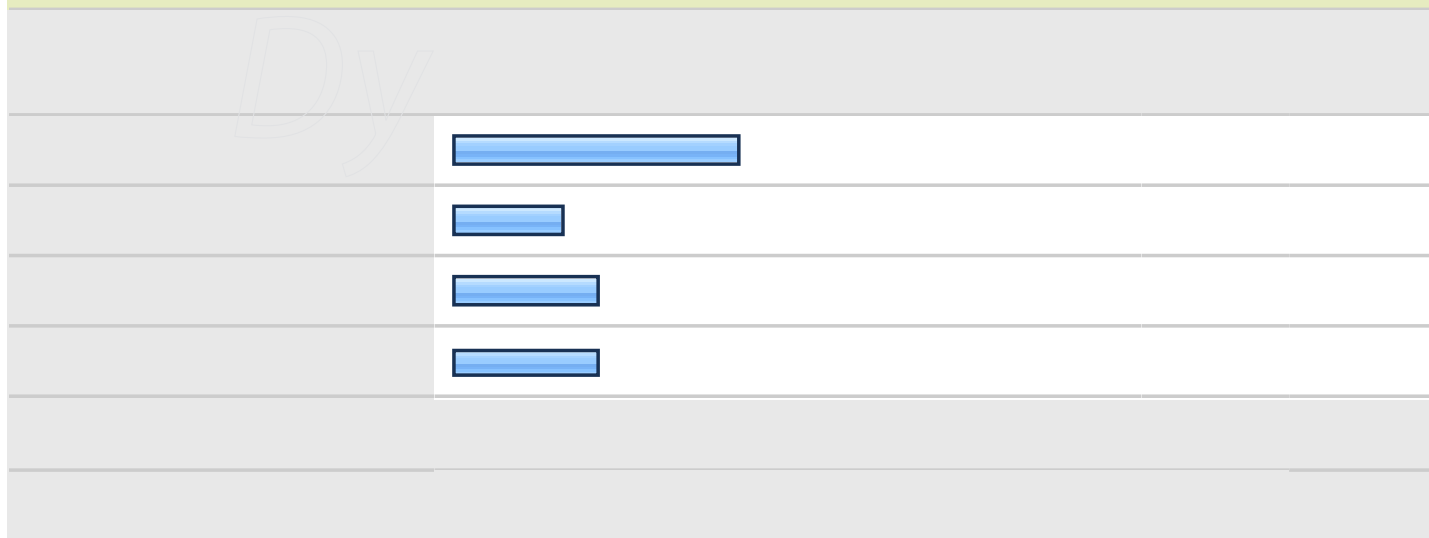
	Very satisfied	Satisfied	Dissatisfied	Very dissatisfied	Did Not Use	Rating Average	Rating Count
56. African-American/Multicultural Student Services	0.0% (0)	0.0% (0)	0.0% (0)	0.0% (0)	100.0% (19)	0.00	19
57. Blackboard/Canvas	42.1% (8)	57.9% (11)	0.0% (0)	0.0% (0)	0.0% (0)	3.42	19
58. Career Services Office	0.0% (0)	21.1% (4)	0.0% (0)	0.0% (0)	78.9% (15)	3.00	19
59. Cultural programming and activities	10.5% (2)	5.3% (1)	5.3% (1)	0.0% (0)	78.9% (15)	3.25	19
60. Degree audit (MAP report)	52.6% (10)	31.6% (6)	5.3% (1)	0.0% (0)	10.5% (2)	3.53	19
61. Financial Aid Office customer service	15.8% (3)	36.8% (7)	15.8% (3)	5.3% (1)	26.3% (5)	2.86	19
62. Dining Services	10.5% (2)	68.4% (13)	5.3% (1)	0.0% (0)	15.8% (3)	3.06	19
63. Graduation Office	15.8% (3)	42.1% (8)	5.3% (1)	0.0% (0)	36.8% (7)	3.17	19
64. Greek life and activities	5.3% (1)	10.5% (2)	0.0% (0)	0.0% (0)	84.2% (16)	3.33	19
65. Health Services	5.3% (1)	57.9% (11)	5.3% (1)	0.0% (0)	31.6% (6)	3.00	19
66. Honor Societies/Departmental Clubs/Special Interest Organizations	26.3% (5)	31.6% (6)	5.3% (1)	5.3% (1)	31.6% (6)	3.15	19
67. International programs and activities	5.3% (1)	15.8% (3)	0.0% (0)	0.0% (0)	78.9% (15)	3.25	19
68. International student support services	0.0% (0)	5.3% (1)	0.0% (0)	0.0% (0)	94.7% (18)	3.00	19
					answered question		19
					skipped question		1

69. Internet and wireless access for study and research needs	31.6% (6)	57.9% (11)	5.3% (1)	0.0% (0)	5.3% (1)	3.28	19
70. Intramural Sports and Recreation	10.5% (2)	26.3% (5)	0.0% (0)	0.0% (0)	63.2% (12)	3.29	19
71. LGBT programs	0.0% (0)	5.3% (1)	5.3% (1)	0.0% (0)	89.5% (17)	2.50	19
72. Lowry Center/Developmental courses and tutoring	5.3% (1)	21.1% (4)	0.0% (0)	0.0% (0)	73.7% (14)	3.20	19
73. Library	42.1% (8)	47.4% (9)	0.0% (0)	0.0% (0)	10.5% (2)	3.47	19
74. MSU web site	21.1% (4)	68.4% (13)	5.3% (1)	0.0% (0)	5.3% (1)	3.17	19
75. NCAA Sports	5.3% (1)	26.3% (5)	0.0% (0)	0.0% (0)	68.4% (13)	3.17	19
76. Online courses that are not	3.55	19					






34. Questions 56-89 For each of these services, activities or programs that you used, please indicate the extent to which you were satisfied that they met your needs. For those that you did not use, mark the "Did Not Use" option.

83. Transcript requests	26.3% (5)	36.8% (7)	5.3% (1)	10.5% (2)	21.1% (4)	3.00	19	
84. Student Support Services (SSS)	0.0% (0)	10.5% (2)	0.0% (0)	0.0% (0)	89.5% (17)	3.00	19	
85. Transfer Center	5.3% (1)	31.6% (6)	0.0% (0)	0.0% (0)	63.2% (12)	3.14	19	
86. University Counseling Services	10.5% (2)	10.5% (2)	5.3% (1)	0.0% (0)	73.7% (14)	3.20	19	
87. Veteran Services	0.0% (0)	5.3% (1)	0.0% (0)	0.0% (0)	94.7% (18)	3.00	19	
88. Wellness Center	26.3% (5)	52.6% (10)	0.0% (0)	0.0% (0)	21.1% (4)	3.33	19	
89. Women's Center	0.0% (0)	10.5% (2)	0.0% (0)	0.0% (0)	89.5% (17)	3.00	19	
answered question							19	
skipped question								1




35. 90. To whd09(5.062 T47.6752 m 0 i0% you part347.6752 m 0 i0% you pipn 282.6303 Tr



36. 91. Which phrase best describes your opinion of Residential Colleges?

		Response Percent	Response Count
Not familiar with Residential Colleges		26.3%	5
Very positive		26.3%	5
Positive		31.6%	6
Negative		10.5%	2
Very negative		5.3%	1
answered question			19
skipped question			1

37. 92. When you graduate how many times will you have studied abroad during your university career?

		Response Percent	Response Count
None		78.9%	15
One		15.8%	3
Two		0.0%	0
Three or more		5.3%	1
answered question			19
skipped question			1

38. Questions 93-102 The University has formulated ten desired "Characteristics of the Murray State University Graduate." Please indicate how effective your MSU experience was in enhancing your abilities in each area.

	Very effective	Effective	Ineffective	Very ineffective	Rating Average	Rating Count
93. Engage in mature, independent and creative thought and express that thought effectively in oral and written communication;	21.1% (4)	73.7% (14)	5.3% (1)	0.0% (0)	3.16	19
94. Understand and apply the critical and scientific methodologies that academic disciplines employ to discover knowledge and ascertain its validity;	26.3% (5)	63.2% (12)	10.5% (2)	0.0% (0)	3.16	19
95. Apply sound standards of information gathering, analysis and evaluation to reach logical decisions;	26.3% (5)	68.4% (13)	5.3% (1)	0.0% (0)	3.21	19
96. Understand the roles and applications of science and technology in the solution of the problems of a changing world;	31.6% (6)	57.9% (11)	10.5% (2)	0.0% (0)	3.21	19
97. Demonstrate a critical understanding of the world's historical, literary, philosophical and artistic traditions;	10.5% (2)	73.7% (14)	15.8% (3)	0.0% (0)	2.95	19
98. Understand the dynamics of cultural diversity, of competing economic and political systems, and of complex moral and ethical issues;	21.1% (4)	63.2% (12)	15.8% (3)	0.0% (0)	3.05	19
99. Understand the nature of and engage in ethical behavior and responsible citizenship;	21.1% (4)	68.4% (13)	10.5% (2)	0.0% (0)	3.11	19
					answered question	19
					skipped question	1

38. Questions 93-102 The University has formulated ten desired "Characteristics of the Murray State University Graduate." Please indicate how effective your MSU experience was in enhancing your abilities in each area.

100. Understand the importance of the behaviors necessary to maintain a healthy lifestyle;	15.8% (3)	63.2% (12)	15.8% (3)	5.3% (1)	2.89	19
101. Demonstrate mastery of a chosen field of study;	36.8% (7)	52.6% (10)	10.5% (2)	0.0% (0)	3.26	19
102. Value intellectual pursuit and continuous learning in a changing world.	21.1% (4)	63.2% (12)	15.8% (3)	0.0% (0)	3.05	19
answered question						19
skipped question						1

Dy



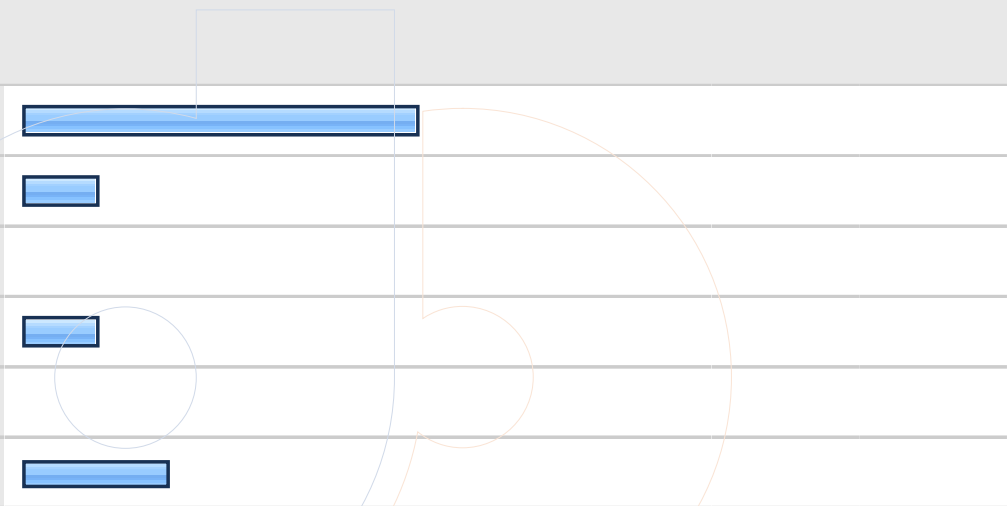
Dy

39. 103. What do you expect to do after you graduate?

answered question 19

skipped question 1

40. 104. If you are already employed, how closely related is your job to your field of study?

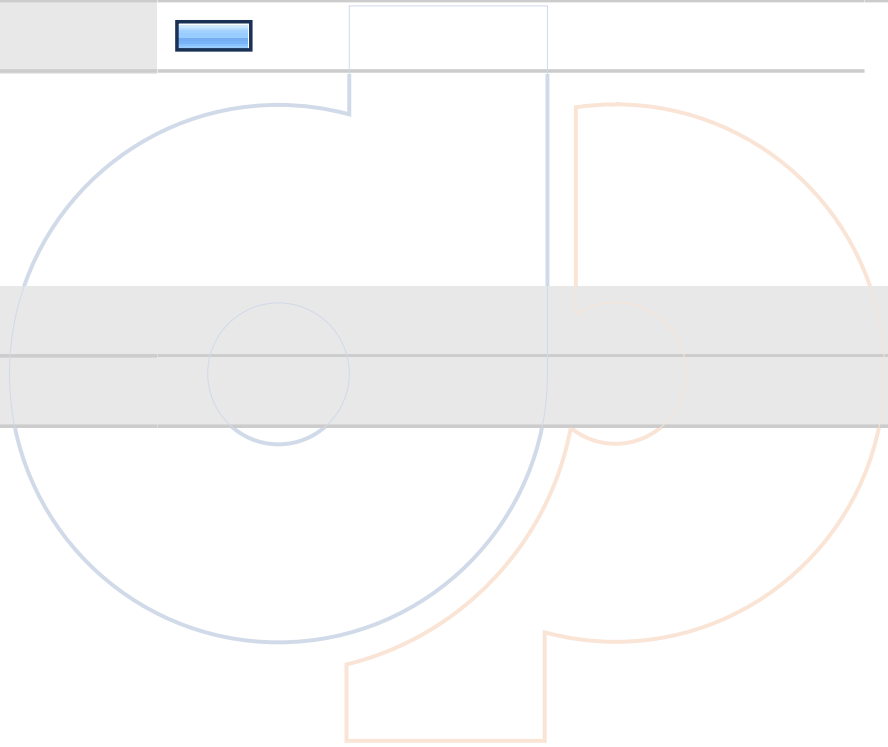


answered question 19

skipped question 1

Dy

	<input type="checkbox"/>	
	<input type="checkbox"/>	



Dy






41. 105. If you intend to work full-time, what do you expect your salary to be?





answered question 19

skipped question 1

42. 106. If you intend to continue your education, please indicate which statement best describes the institution you will attend.

		Response Percent	Response Count
Murray State University		5.3%	1
University/College in Kentucky		0.0%	0
University/College outside Kentucky		47.4%	9
Does not apply		47.4%	9
		answered question	19
		skipped question	1

43. 107. "I would recommend Murray State University to a prospective student."

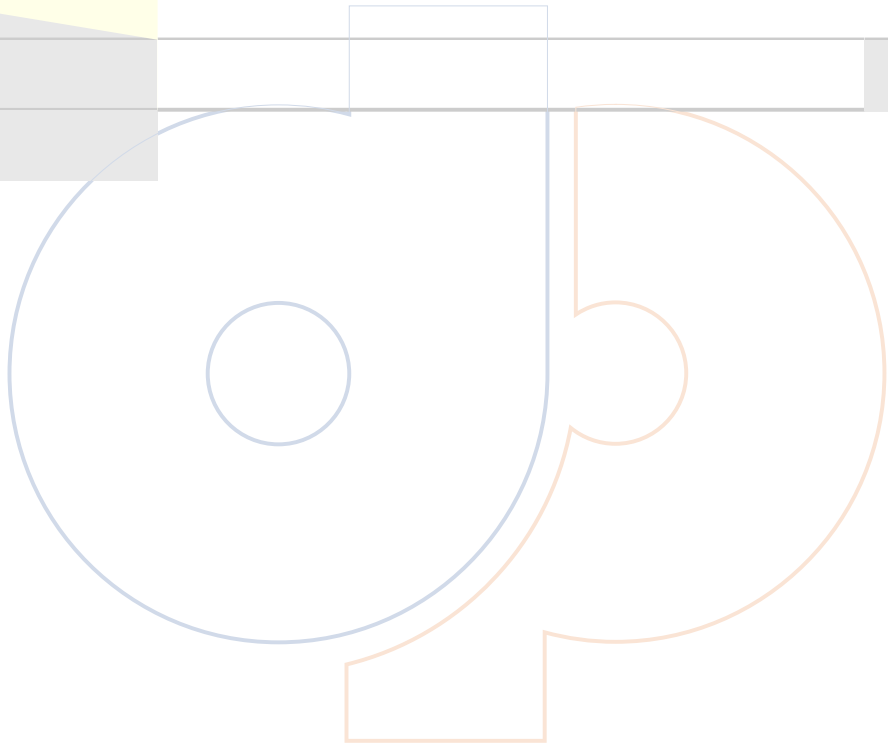
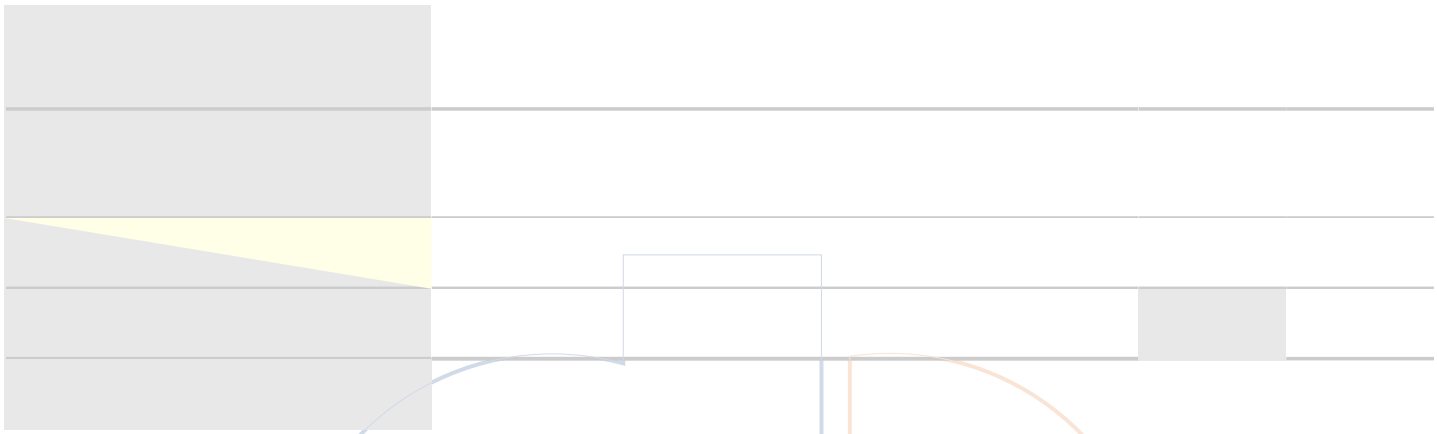
		Response Percent	Response Count
Strongly agree		47.4%	9
Agree		42.1%	8
Disagree		5.3%	1
Strongly disagree		5.3%	1
		answered question	19
		skipped question	1

44. Feedback:




45. 17. Please identify the program/major in which you are earning a degree. If you have a double major, check both of your majors. (Note: Liberal Arts and Integrated Studies Students, check Liberal Arts or Integrated Studies. Do not check your field of study as a major.)

	Response Percent	Response Count
Accounting	0.0%	0
Advertising	0.0%	0
Business Administration (associate's)	0.0%	0
Business Administration (bachelor's)	0.0%	0
Business GIS (certificate)	0.0%	0
Computer Information Systems	0.0%	0
Computer Science	0.0%	0
Economics	0.0%	0
Finance	0.0%	0
Graphic Communications Media	0.0%	0
International Business	0.0%	0
Journalism	0.0%	0
Management	0.0%	0
Marketing	0.0%	0
Organizational Communication	0.0%	0
Public Relations	0.0%	0
Television Production	0.0%	0
Telecommunications Systems Mgmt	0.0%	0
	answered question	0
	skipped question	20



Dy



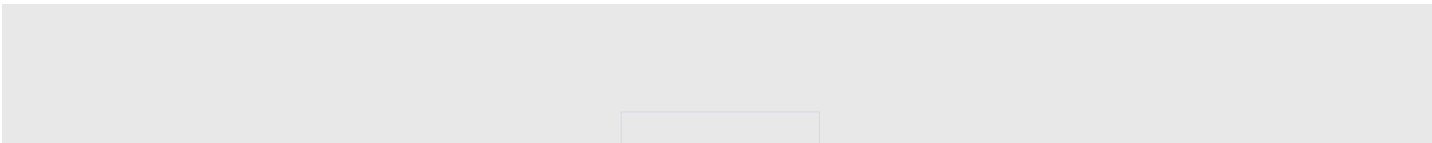
45. 17. Please identify the program/major in which you are earning a degree. If you have a double major, check both of your majors. (Note: Liberal Arts and Integrated Studies Students, check Liberal Arts or Integrated Studies. Do not check your field of study as a major.)

Sociology	0.0%	0
History	0.0%	0
Liberal Arts	0.0%	0
French	0.0%	0
German	0.0%	0
Japanese	0.0%	0
Spanish	0.0%	0
Music	0.0%	0
Music Business	0.0%	0
Psychology	0.0%	0
Theatre	0.0%	0
Biology	0.0%	0
Wildlife & Conservation Biology	0.0%	0
Chemistry	0.0%	0
Applied Physics	0.0%	0
Engineering Physics	0.0%	0
Physics	0.0%	0
Geosciences	0.0%	0
Civil Engineering Technology (associate's)	0.0%	0
Civil Engineering Technology (bachelor's)	0.0%	0
answered question		0
skipped question		20

45. 17. Please identify the program/major in which you are earning a degree. If you have a double major, check both of your majors. (Note: Liberal Arts and Integrated Studies Students, check Liberal Arts or Integrated Studies. Do not check your field of study as a major.)



answered question



Dy