





3. 3. Ethnic Background

		Response Percent	Response Count
White		100.0%	19
Black/African-American		0.0%	0
Asian		0.0%	0
Hispanic/Latino		0.0%	0
American Indian/Alaskan Native		0.0%	0
Native Hawaiian/Other Pacific Islander		0.0%	0
Two or more races		0.0%	0
		answered question	19
		skipped question	0

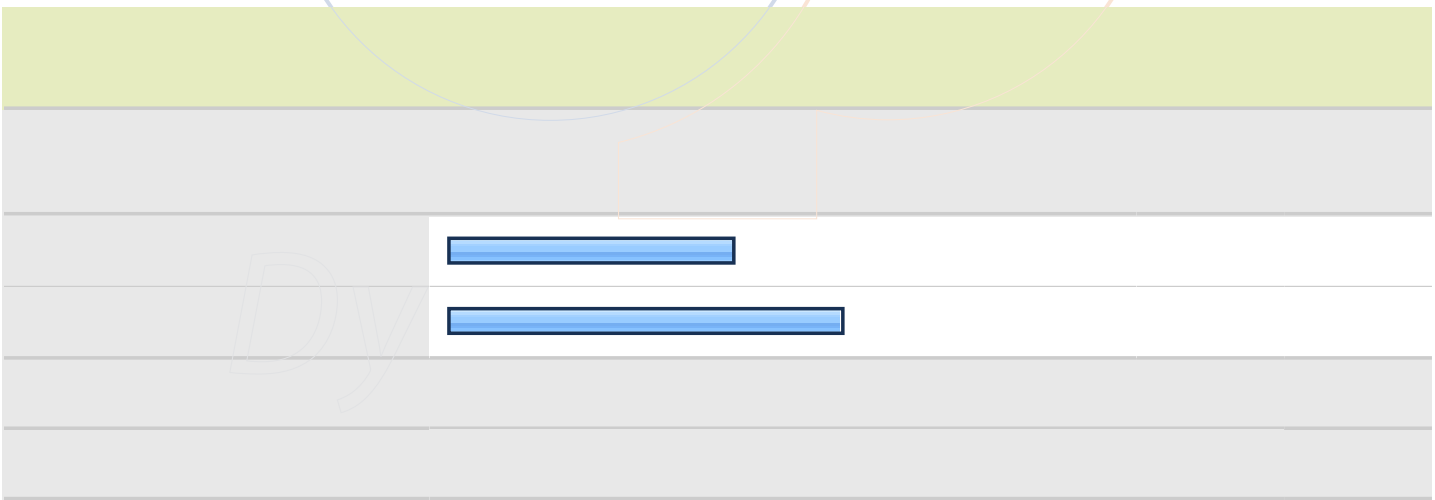
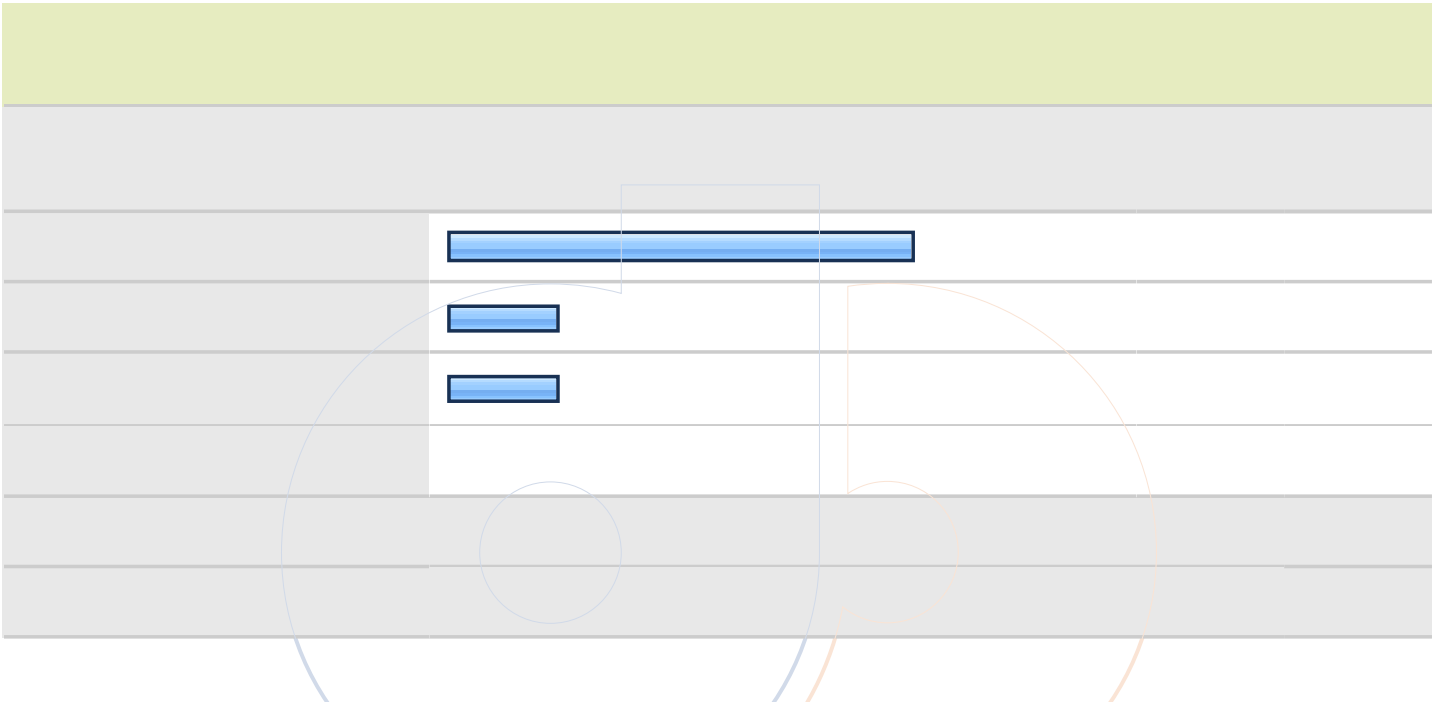
4. 4. Are you a U.S. citizen?



		Response Percent	Response Count
Yes		100.0%	19
No		0.0%	0
		answered question	19
		skipped question	0

5. 5. What is your residency classification at MSU?

		Response Percent	Response Count
In-state		89.5%	17
Out-of-state		10.5%	2
International		0.0%	0
		answered question	19
		skipped question	0







Dy

11. 11. Approximately what percent of your University Studies (general education) classes did you take at MSU?



answereT7e99ues0 g2s0 g2s0 g2s





Dy







13. 13. In which Residential College are you a member?

answered question	19
skipped question	0





14. 14. Have you ever received any type of Financial Aid while at MSU? (scholarships, grants, work-study, etc.)

		Response Percent	Response Count
Yes		84.2%	16
No		15.8%	3
		answered question	19
		skipped question	0

15. 15. How many years will it take you to complete your degree from the point of your initial enrollment in college (including any time at a previous institution)?

		Response Percent	Response Count
Two		10.5%	2
Three		5.3%	1
Four		47.4%	9
Five		10.5%	2
Six		15.8%	3
More than six		10.5%	2
		answered question	19
		skipped question	0

16. 16. In what range does your grade point average fall?

		Response Percent	Response Count
Less than 2.00		0.0%	0
2.00-2.50		5.3%	1
2.51-3.00		31.6%	6
3.01-3.50		57.9%	11
3.51-4.00		5.3%	1
answered question			19
skipped question			0



Dy

17. 17. Please identify the program/major in which you are earning a degree. If you have a double major, check both of your majors. (Note: Liberal Arts and Integrated Studies Students, check Liberal Arts or Integrated Studies. Do not check your field of study as a major.)


	Response Percent	Response Count
Accounting	0.0%	0
Advertising	0.0%	0
Agricultural Science & Technology (associate's)	0.0%	0
Agricultural Science (bachelor's)	0.0%	0
Animal Technology/Animal-Equine	0.0%	0
Animal Technology/Vet Tech, Pre-Vet	0.0%	0
Applied Physics	0.0%	0
Art	0.0%	0
Athletic Training	0.0%	0
Biology	0.0%	0
Business Administration (associate's)	0.0%	0
Business Administration (bachelor's)	0.0%	0
Career & Technical Education (associate's)	0.0%	0
Career & Technical Education (bachelor's)	0.0%	0
Chemistry	0.0%	0
Civil Engineering Technology (associate's)	0.0%	0
	answered question	19
	skipped question	0

17. 17. Please identify the program/major in which you are earning a degree. If you have a double major, check both of your majors. (Note: Liberal Arts and Integrated Studies Students, check Liberal Arts or Integrated Studies. Do not check your field of study as a major.)

Civil Engineering Technology (bachelor's)		0.0%	0
Communication Disorders		0.0%	0
Community Health		0.0%	0
Computer Information Systems		0.0%	0
Computer Science		0.0%	0
Creative Writing (BFA)		0.0%	0
Criminal Justice	<input checked="" type="checkbox"/>	5.3%	1
Economics		0.0%	0
Electromechanical Engineering Technology		0.0%	0
Elementary School Education		0.0%	0
Engineering Graphics & Design		0.0%	0
Engineering Physics		0.0%	0
English		0.0%	0
English Education (TESOL)		0.0%	0
Exercise Science		0.0%	0
Finance		0.0%	0
French		0.0%	0
General Studies (associate's)		0.0%	0
Geosciences		0.0%	0
German		0.0%	0
answered question			19
skipped question			0





Dy




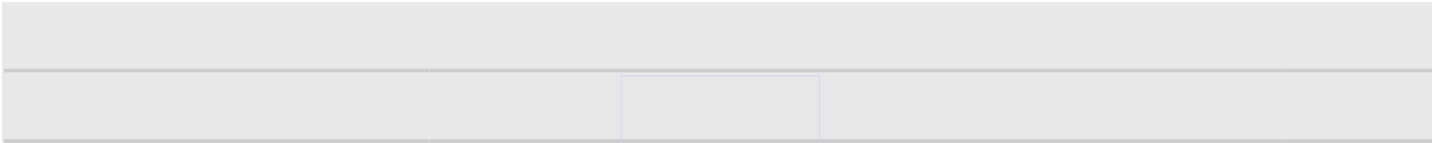
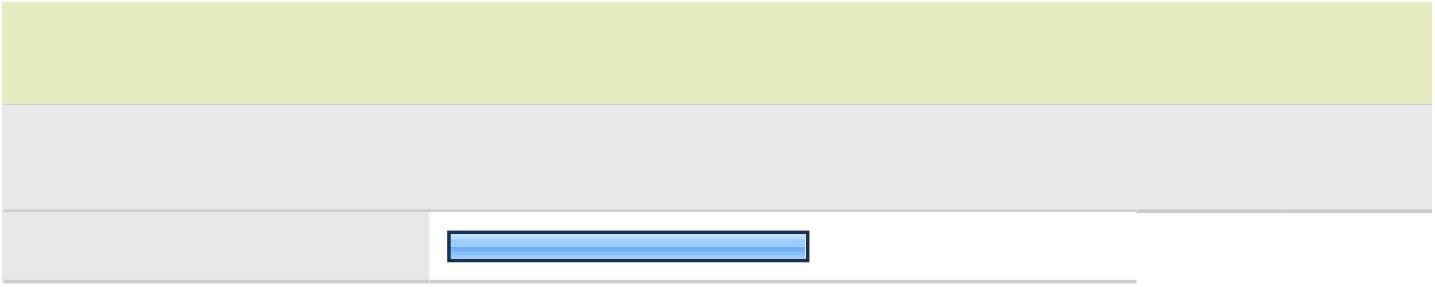
17. 17. Please identify the program/major in which you are earning a degree. If you have a double major, check both of your majors. (Note: Liberal Arts and Integrated Studies Students, check Liberal Arts or Integrated Studies. Do not check your field of study as a major.)

Middle School Education		0.0%	0
Music		0.0%	0
Music Business		0.0%	0
Nonprofit Leadership Studies	<input type="checkbox"/>	5.3%	1
Nursing		0.0%	0
Nursing/RN to BSN		0.0%	0
Nutrition, Dietetics, & Food Mgmt		0.0%	0
Occupational Safety and Health		0.0%	0
Organizational Communication		0.0%	0
Philosophy		0.0%	0
Physics		0.0%	0
Political Science		0.0%	0
Psychology	<input checked="" type="checkbox"/>		

answered question 19
skipped question 0



Dy



Dy

19. 21. Which best describes your situation?

answered question	19
skipped question	0


20. 22. While school was in session during the past year, how many hours per week, on average, did you work for pay?

		Response Percent	Response Count
Did not work		15.8%	3
Worked 1-10 hrs		10.5%	2
Worked 11-20 hrs		21.1%	4
Worked 21-30 hrs		31.6%	6
Worked 31-40 hrs		5.3%	1
Worked over 40 hrs		15.8%	3
		answered question	19
		skipped question	0



21. 23. For the most part, were classes offered at times convenient to you?

		Response Percent	Response Count
Yes		94.7%	18
No		5.3%	1
		answered question	19
		skipped question	0



22. 24. What time would you have preferred?

		Response Percent	Response Count
Late afternoon		0.0%	0
Evening		0.0%	0
Weekend		0.0%	0
During the day		0.0%	0
Online		100.0%	1
answered question			1
skipped question			18



23. 25. Which best describes the location where you completed the majority of your courses?

		Response Percent	Response Count
Murray		94.7%	18
Paducah		5.3%	1
Ft. Campbell		0.0%	0
Madisonville		0.0%	0
Hopkinsville		0.0%	0
Henderson		0.0%	0
Online		0.0%	0
Other (please specify)		0.0%	0
answered question			19
skipped question			0

24. 26. Did you take any online courses while at Murray State?





		Response Percent	Response Count
Yes		63.2%	12
No		36.8%	7
answered question			19
skipped question			0

25. 27. Did it take you an extra semester or more to complete degree requirements at Murray State?

		Response Percent	Response Count
Yes		42.1%	8
No		57.9%	11
answered question			19
skipped question			0

Dy

26. 28. Why did it take you an extra semester or more?



		Response Percent	Response Count
Work obligation limited my enrollment.		0.0%	0
Family obligations limited my enrollment.		25.0%	2
Tuition and other costs of			
			
			
			
answered question			8
skipped question			11

Dy





26. 28. Why did it take you an extra semester or more?

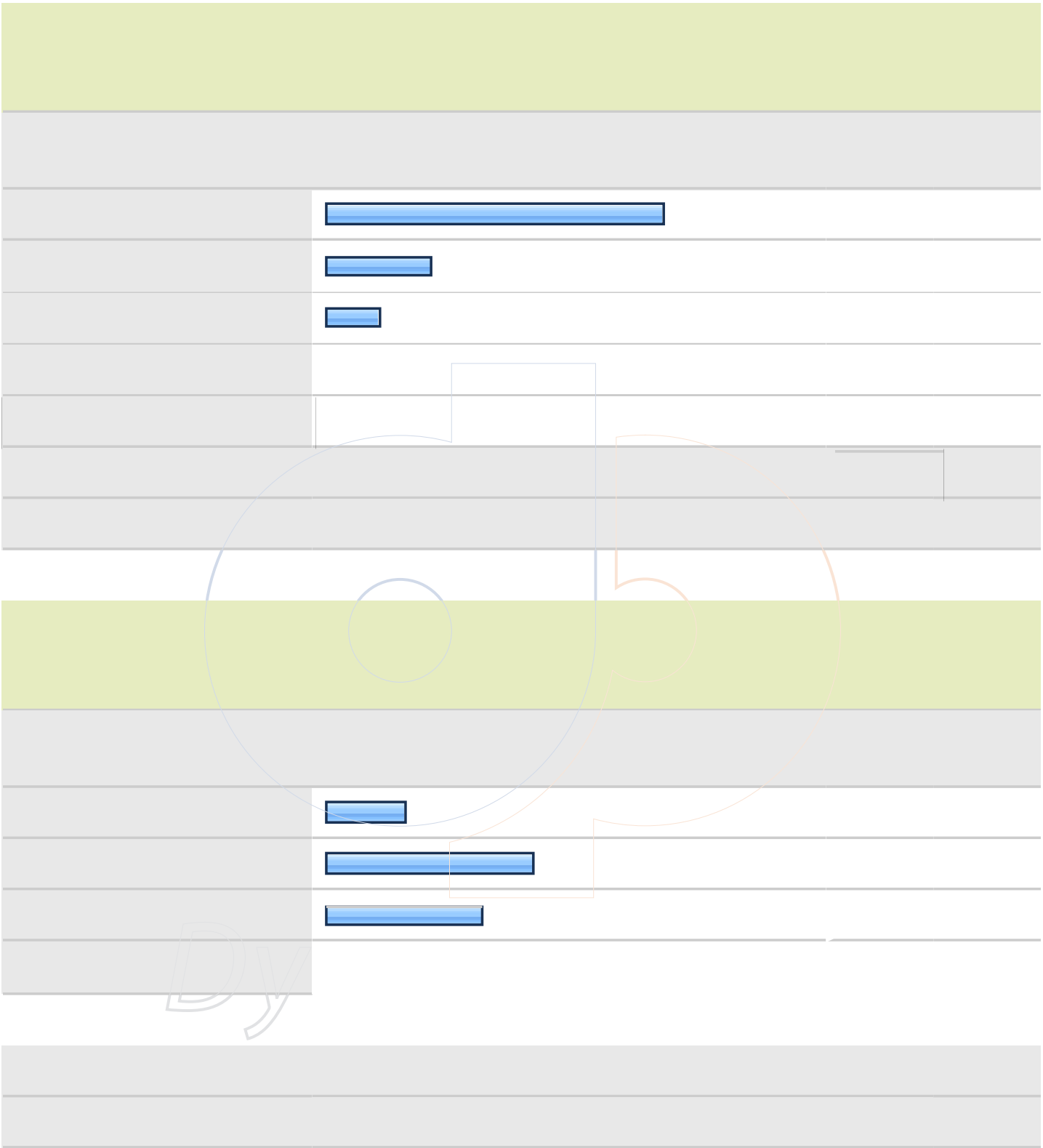
answered question	8
skipped question	11

27. 29. Did you have trouble getting any course(s) you needed while at Murray State?



		Response Percent	Response Count
Yes		36.8%	7
No		63.2%	12
		answered question	19
		skipped question	0

28. 30. Why did you have trouble getting the course?

		Response Percent	Response Count
The course was not offered the semester I needed it.		14.3%	1
The course was not offered at hours convenient to my work schedule.		14.3%	1
The course was not offered at hours suitable for my school schedule.		0.0%	0
All course sections were closed.		28.6%	2
I was unaware of the prerequisites for the course.		42.9%	3
		answered question	7
		skipped question	12



31. 33. Which statement best describes your experience with academic advising in your major/area?


		Response Percent	Response Count
Cannot judge; I did not make use of the opportunity.		0.0%	0
I was satisfied with information my adviser provided.		94.7%	18
Advice was inaccurate, incomplete, or misleading.		0.0%	0
My adviser was not available.		5.3%	1
		answered question	19
		skipped question	0

Dy

31. 33. Which statement best describes your experience with academic advising in your major/area?

answered question 19

skipped question 0




32. Questions 34-48 For each of these items, indicate the extent to which you were satisfied.



Dy

answered question



34. Questions 56-89 For each of these services, activities or programs that you used, please indicate the extent to which you were satisfied that they met your needs. For those that you did not use, mark the "Did Not Use" option.

	Very satisfied	Satisfied	Dissatisfied	Very dissatisfied	Did Not Use	Rating Average	Rating Count
56. African-American/Multicultural Student Services	0.0% (0)	0.0% (0)	0.0% (0)	0.0% (0)	100.0% (19)	0.00	19
57. Blackboard/Canvas	42.1% (8)	52.6% (10)	5.3% (1)	0.0% (0)	0.0% (0)	3.37	19
58. Career Services Office	5.3% (1)	36.8% (7)	5.3% (1)	0.0% (0)	52.6% (10)	3.00	19
59. Cultural programming and activities	5.3% (1)	5.3% (1)	0.0% (0)	0.0% (0)	89.5% (17)	3.50	19
60. Degree audit (MAP report)	52.6% (10)	31.6% (6)	0.0% (0)	0.0% (0)	15.8% (3)	3.63	19
61. Financial Aid Office customer service	10.5% (2)	52.6% (10)	10.5% (2)	5.3% (1)	21.1% (4)	2.87	19
62. Dining Services	5.3% (1)	36.8% (7)	15.8% (3)	5.3% (1)	36.8% (7)	2.67	19
63. Graduation Office	10.5% (2)	57.9% (11)	0.0% (0)	0.0% (0)	31.6% (6)	3.15	19
64. Greek life and activities	5.3% (1)	5.3% (1)	0.0% (0)	0.0% (0)	89.5% (17)	3.50	19
65. Health Services	10.5% (2)	26.3% (5)	15.8% (3)	0.0% (0)	47.4% (9)	2.90	19
66. Honor Societies/Departmental Clubs/Special Interest Organizations	21.1% (4)	31.6% (6)	5.3% (1)	0.0% (0)	42.1% (8)	3.27	19
67. International programs and activities	5.3% (1)	5.3% (1)	0.0% (0)	0.0% (0)	89.5% (17)	3.50	19
68. International student support services	5.3% (1)	0.0% (0)	0.0% (0)	0.0% (0)	94.7% (18)	4.00	19
					answered question		19
					skipped question		0





34. Questions 56-89 For each of these services, activities or programs that you used, please indicate the extent to which you were satisfied that they met your needs. For those that you did not use, mark the "Did Not Use" option.



83. Transcript requests	10.5% (2)	47.4% (9)	0.0% (0)	0.0% (0)	42.1% (8)	3.18	19
84. Student Support Services (SSS)	10.5% (2)	5.3% (1)	0.0% (0)	0.0% (0)	84.2% (16)	3.67	19
85. Transfer Center	15.8% (3)	36.8% (7)	0.0% (0)	0.0% (0)	47.4% (9)	3.30	19
86. University Counseling Services	5.3% (1)	26.3% (5)	5.3% (1)	0.0% (0)	63.2% (12)	3.00	19
87. Veteran Services	5.3% (1)	0.0% (0)	0.0% (0)	0.0% (0)	94.7% (18)	4.00	19
88. Wellness Center	16.7% (3)	44.4% (8)	0.0% (0)	0.0% (0)	38.9% (7)	3.27	18
89. Women's Center	10.5% (2)	15.8% (3)	0.0% (0)	0.0% (0)	73.7% (14)	3.40	19
answered question							19
skipped question							0


35. 90. To what extent did you participate in Residential College activities?

		Response Percent	Response Count
Did not participate		52.6%	10
Frequently		10.5%	2
Occasionally		10.5%	2
Seldom		26.3%	5
answered question			19
skipped question			0

36. 91. Which phrase best describes your opinion of Residential Colleges?

		Response Percent	Response
			
			
			
			
		answered question	19
		skipped question	0



38. Questions 93-102 The University has formulated ten desired "Characteristics of the Murray State University Graduate." Please indicate how effective your MSU experience was in enhancing your abilities in each area.

100. Understand the importance of the behaviors necessary to maintain a healthy lifestyle;	52.9% (9)	35.3% (6)	5.9% (1)	5.9% (1)	3.35	17
101. Demonstrate mastery of a chosen field of study;	47.1% (8)	47.1% (8)	5.9% (1)	0.0% (0)	3.41	17
102. Value intellectual pursuit and continuous learning in a changing world.	58.8% (10)	35.3% (6)	5.9% (1)	0.0% (0)	3.53	17
answered question						17
skipped question						2

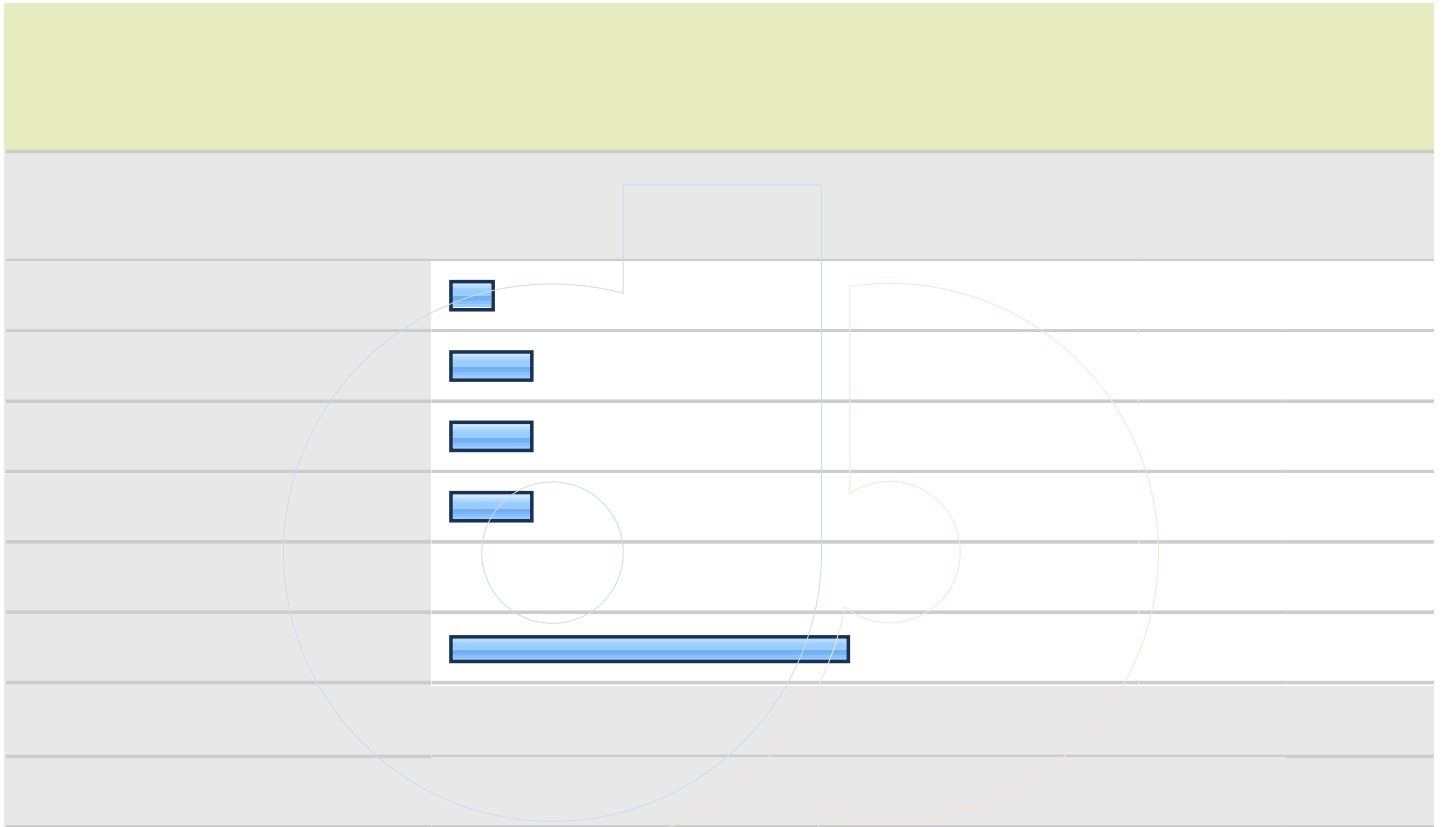
Dy

39. 103. What do you expect to do after you graduate?

Dy

39. 103. What do you expect to do after you graduate?

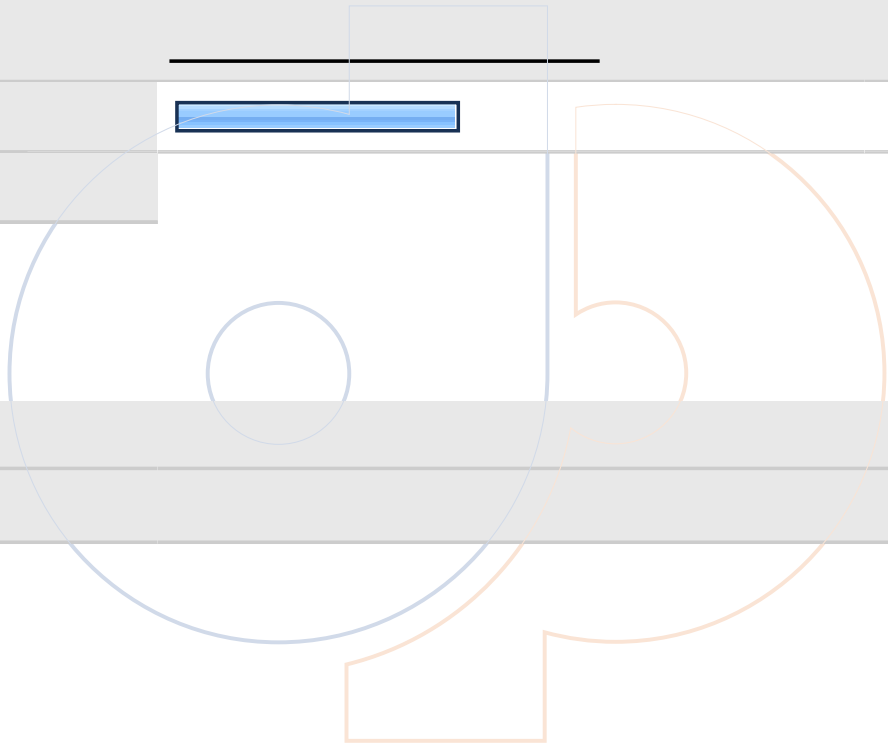
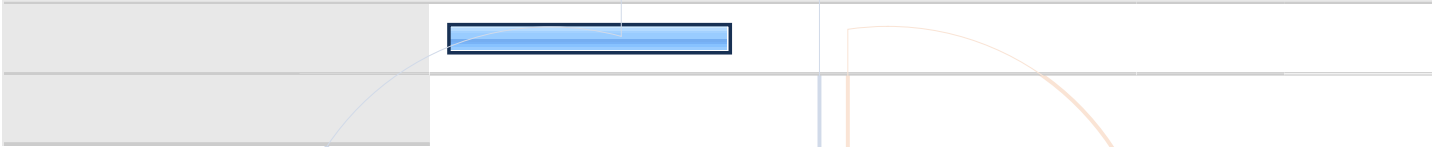

answered question 17
skippy0171s.124 | h2 5.935 498.8



Dy



Dy



Dy

44. Feedback:



45. 17. Please identify the program/major in which you are earning a degree. If you have a double major, check both of your majors. (Note: Liberal Arts and Integrated Studies Students, check Liberal Arts or Integrated Studies. Do not check your field of study as a major.)

	Response Percent	Response Count
Accounting	0.0%	0
Advertising	0.0%	0
Business Administration (associate's)	0.0%	0
Business Administration (bachelor's)	0.0%	0
Business GIS (certificate)	0.0%	0
Computer Information Systems	0.0%	0
Computer Science	0.0%	0
Economics	0.0%	0
Finance	0.0%	0
Graphic Communications Media	0.0%	0
International Business	0.0%	0
Journalism	0.0%	0
Management	0.0%	0
Marketing	0.0%	0
Organizational Communication	0.0%	0
Public Relations	0.0%	0
Television Production	0.0%	0
Telecommunications Systems Mgmt	0.0%	0
	answered question	0
	skipped question	19

45. 17. Please identify the program/major in which you are earning a degree. If you have a double major, check both of your majors. (Note: Liberal Arts and Integrated Studies Students, check Liberal Arts or Integrated Studies. Do not check your field of study as a major.)

Career & Technical Education (associate's)	0.0%	0
Career & Technical Education (bachelor's)	0.0%	0
Criminal Justice	0.0%	0
Elementary School Education	0.0%	0
Health & Physical Education	0.0%	0
Interdisciplinary Early Childhood Education	0.0%	0
Learning & Behavior Disorders	0.0%	0
Middle School Education	0.0%	0
Recreation & Leisure Services	0.0%	0
Social Work	0.0%	0
Youth & Nonprofit Leadership	0.0%	0
Art	0.0%	0
Creative Writing (BFA)	0.0%	0
English	0.0%	0
English Education (TESOL)	0.0%	0
Philosophy	0.0%	0
International Affairs	0.0%	0
Political Science	0.0%	0
Public Administration	0.0%	0
answered question		0
skipped question		19


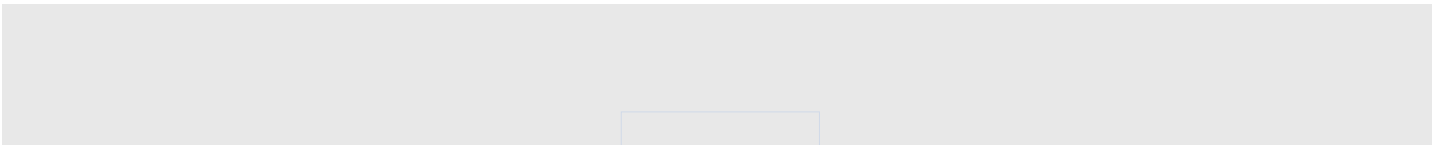
45. 17. Please identify the program/major in which you are earning a degree. If you have a double major, check both of your majors. (Note: Liberal Arts and Integrated Studies Students, check Liberal Arts or Integrated Studies. Do not check your field of study as a major.)

Sociology	0.0%	0
History	0.0%	0
Liberal Arts	0.0%	0
French	0.0%	0
German	0.0%	0
Japanese	0.0%	0
Spanish	0.0%	0
Music	0.0%	0
Music Business	0.0%	0
Psychology	0.0%	0
Theatre	0.0%	0
Biology	0.0%	0
Wildlife & Conservation Biology	0.0%	0
Chemistry	0.0%	0
Applied Physics	0.0%	0
Engineering Physics	0.0%	0
Physics	0.0%	0
Geosciences	0.0%	0
Civil Engineering Technology (associate's)	0.0%	0
Civil Engineering Technology (bachelor's)	0.0%	0
answered question		0
skipped question		19

45. 17. Please identify the program/major in which you are earning a degree. If you have a double major, check both of your majors. (Note: Liberal Arts and Integrated Studies Students, check Liberal Arts or Integrated Studies. Do not check your field of study as a major.)



answered question



Dy