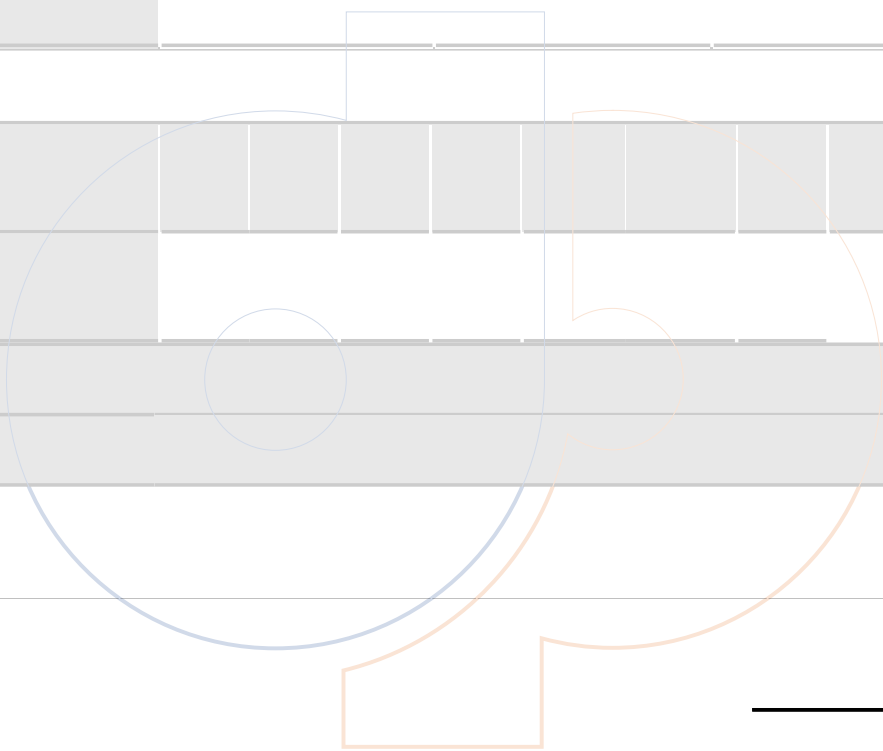


A table with 5 columns and 2 rows. The cells are gray and mostly empty.



A table with 9 columns and 4 rows. The cells are gray and mostly empty.




Dy





3. 3. Ethnic Background

| | | Response Percent | Response Count |
|--|--|------------------|----------------|
| White |  | 88.9% | 8 |
| Black/African-American | | 0.0% | 0 |
| Asian | | 0.0% | 0 |
| Hispanic/Latino | | 0.0% | 0 |
| American Indian/Alaskan Native |  | 11.1% | 1 |
| Native Hawaiian/Other Pacific Islander | | 0.0% | 0 |
| Two or more races | | 0.0% | 0 |
| answered question | | | 9 |
| skipped question | | | 0 |

4. 4. Are you a U.S. citizen?

| | | Response Percent | Response Count |
|--------------------------|--|------------------|----------------|
| Yes |  | 100.0% | 9 |
| No | | 0.0% | 0 |
| answered question | | | 9 |
| skipped question | | | 0 |

5. 5. What is your residency classification at MSU?

| | | Response Percent | Response Count |
|---------------|--|--------------------------|----------------|
| In-state |  | 77.8% | 7 |
| Out-of-state |  | 22.2% | 2 |
| International | | 0.0% | 0 |
| | | answered question | 9 |
| | | skipped question | 0 |



5. 5. What is your residency classification at MSU?

| | |
|-------------------|---|
| answered question | 9 |
| skipped question | 0 |



6. 6. Age

| | | Response Percent | Response Count |
|---------------|--|-------------------|----------------|
| 24 or younger | | 100.0% | 9 |
| 25-34 | | 0.0% | 0 |
| 35-44 | | 0.0% | 0 |
| 45 or older | | 0.0% | 0 |
| | | answered question | 9 |
| | | skipped question | 0 |



7. 7. Has either of your parents received a bachelor's degree?

| | | Response Percent | Response Count |
|-----|--|-------------------|----------------|
| Yes | | 77.8% | 7 |
| No | | 22.2% | 2 |
| | | answered question | 9 |
| | | skipped question | 0 |


8. 8. Has either of your parents received a degree from MSU?

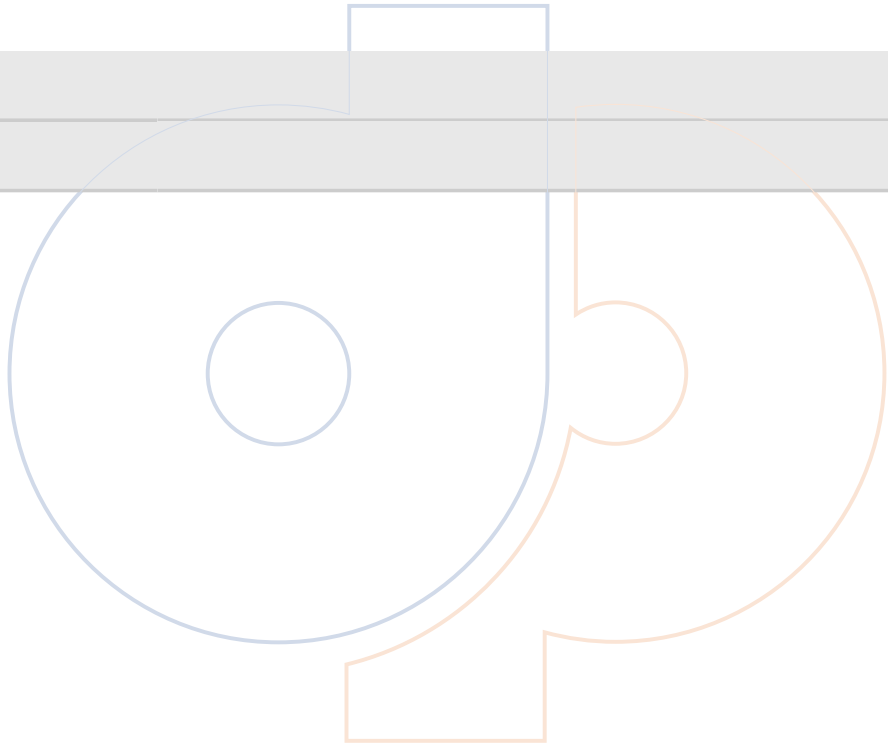
| | | Response Percent | Response Count |
|-------------------|---|------------------|----------------|
| Yes |  | 44.4% | 4 |
| No |  | 55.6% | 5 |
| answered question | | | 9 |
| skipped question | | | 0 |

9. 9. What was your original entry status to MSU?


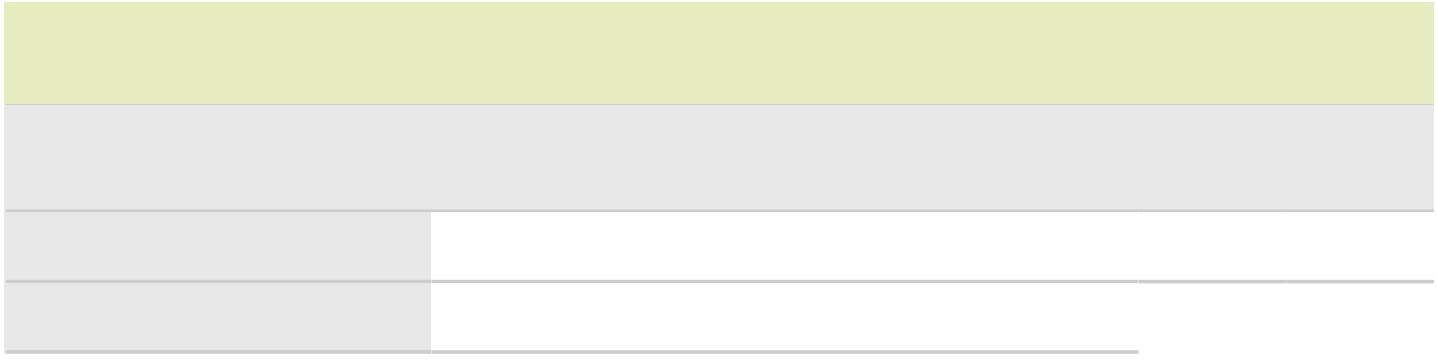
| | | Response Percent | Response Count |
|--|--|------------------|----------------|
| Freshman |  | 88.9% | 8 |
| Transfer from community college/technical school |  | 11.1% | 1 |
| Transfer from 4-yr institution | | 0.0% | 0 |
| answered question | | | 9 |
| skipped question | | | 0 |

10. 10. How many credits were transferred?

| | | Response Percent | Response Count |
|-------------------|--|------------------|----------------|
| 12 or fewer | | 0.0% | 0 |
| 13-30 | | 0.0% | 0 |
| 31-60 |  | 100.0% | 1 |
| Over 60 | | 0.0% | 0 |
| answered question | | | 1 |
| skipped question | | | 8 |



Dy




Dy



13. 13. In which Residential College are you a member?

| | |
|-------------------|---|
| answered question | 9 |
| skipped question | 0 |




14. 14. Have you ever received any type of Financial Aid while at MSU? (scholarships, grants, work-study, etc.)

| | | Response Percent | Response Count |
|-----|--|-------------------|----------------|
| Yes |  | 100.0% | 9 |
| No | | 0.0% | 0 |
| | | answered question | 9 |
| | | skipped question | 0 |


15. 15. How many years will it take you to complete your degree from the point of your initial enrollment in college (including any time at a previous institution)?

| | | Response Percent | Response Count |
|-------|--|-------------------|----------------|
| Two |  | 11.1% | 1 |
| Three | | 0.0% | 0 |
| |  | | |
| | | answered question | 9 |
| | | skipped question | 0 |

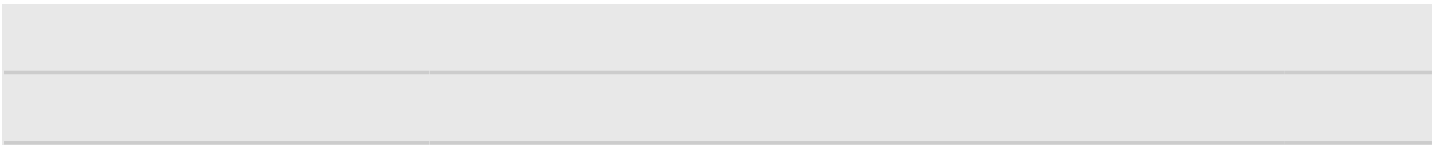
16. 16. In what range does your grade point average fall?

| | | Response Percent | Response Count |
|--------------------------|--|------------------|----------------|
| Less than 2.00 | | 0.0% | 0 |
| 2.00-2.50 | | 0.0% | 0 |
| 2.51-3.00 |  | 11.1% | 1 |
| 3.01-3.50 |  | 11.1% | 1 |
| 3.51-4.00 |  | 77.8% | 7 |
| answered question | | | 9 |
| skipped question | | | 0 |

Dy



Dy






Dy



Dy






17. 17. Please identify the program/major in which you are earning a degree. If you have a double major, check both of your majors. (Note: Liberal Arts and Integrated Studies Students, check Liberal Arts or Integrated Studies. Do not check your field of study as a major.)






17. 17. Please identify the program/major in which you are earning a degree. If you have a double major, check both of your majors. (Note: Liberal Arts and Integrated Studies Students, check Liberal Arts or Integrated Studies. Do not check your field of study as a major.)

| | | |
|---------------------------------|------|----------|
| Television Production | 0.0% | 0 |
| Theatre | 0.0% | 0 |
| Wildlife & Conservation Biology | 0.0% | 0 |
| answered question | | 9 |
| skipped question | | 0 |

18. 20. What is the highest degree you eventually hope to receive?

| | | Response Percent | Response Count |
|--------------------------|---|------------------|----------------|
| Associate | | 0.0% | 0 |
| Baccalaureate |  | 22.2% | 2 |
| Graduate |  | 66.7% | 6 |
| Professional |  | 11.1% | 1 |
| answered question | | 9 | |
| skipped question | | 0 | |




Dy

190 8.001 I h S Q q2 20.124 I 9 0 20.ch best describes your situation?


Blank response area for the first question.

Response area for the second question, containing a large blue bar chart and a large orange circle.



| Bar Index | Approximate Length |
|-----------|--------------------|
| 1 | Short |
| 2 | Medium |
| 3 | Long |

Response area for the third question, containing a large blue bar chart.



| Bar Index | Approximate Length |
|-----------|--------------------|
| 1 | Long |



22. 24. What time would you have preferred?

| | Response Percent | Response Count |
|--------------------------|------------------|----------------|
| Late afternoon | 0.0% | 0 |
| Evening | 0.0% | 0 |
| Weekend | 0.0% | 0 |
| During the day | 0.0% | 0 |
| Online | 0.0% | 0 |
| answered question | | 0 |
| skipped question | | 9 |



23. 25. Which best describes the location where you completed the majority of your courses?

| | Response Percent | Response Count |
|--------------------------|------------------|----------------|
| Murray | 100.0% | 9 |
| Paducah | 0.0% | 0 |
| Ft. Campbell | 0.0% | 0 |
| Madisonville | 0.0% | 0 |
| Hopkinsville | 0.0% | 0 |
| Henderson | 0.0% | 0 |
| Online | 0.0% | 0 |
| Other (please specify) | 0.0% | 0 |
| answered question | | 9 |
| skipped question | | 0 |

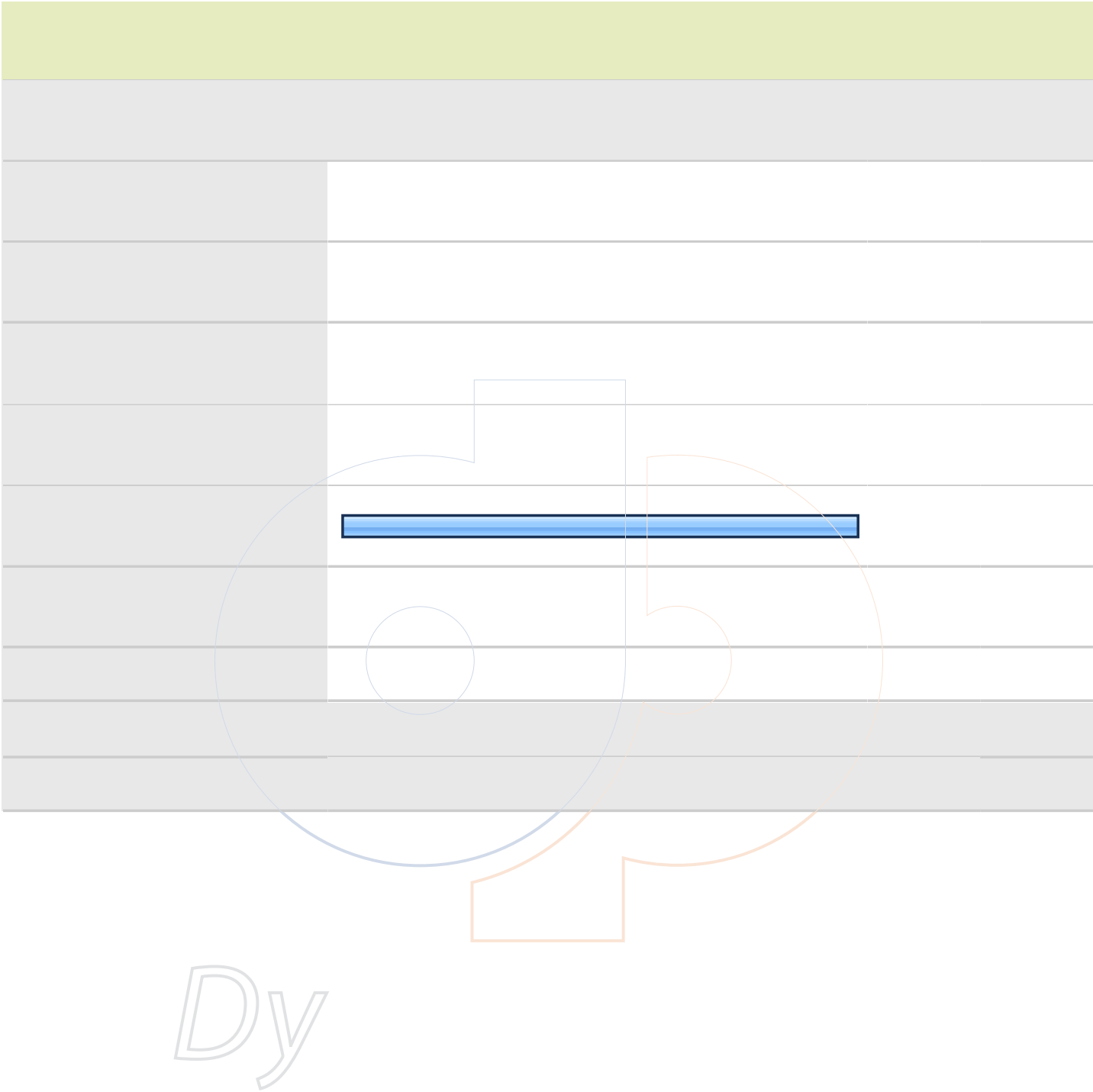
24. 26. Did you take any online courses while at Murray State?

| | | Response Percent | Response Count |
|-------------------|---|------------------|----------------|
| Yes |  | 55.6% | 5 |
| No |  | 44.4% | 4 |
| answered question | | | 9 |
| skipped question | | | 0 |

25. 27. Did it take you an extra semester or more to complete degree requirements at Murray State?

| | | Response Percent | Response Count |
|-------------------|---|------------------|----------------|
| Yes |  | 11.1% | 1 |
| No |  | 88.9% | 8 |
| answered question | | | 9 |
| skipped question | | | 0 |



Dy





26. 28. Why did it take you an extra semester or more?

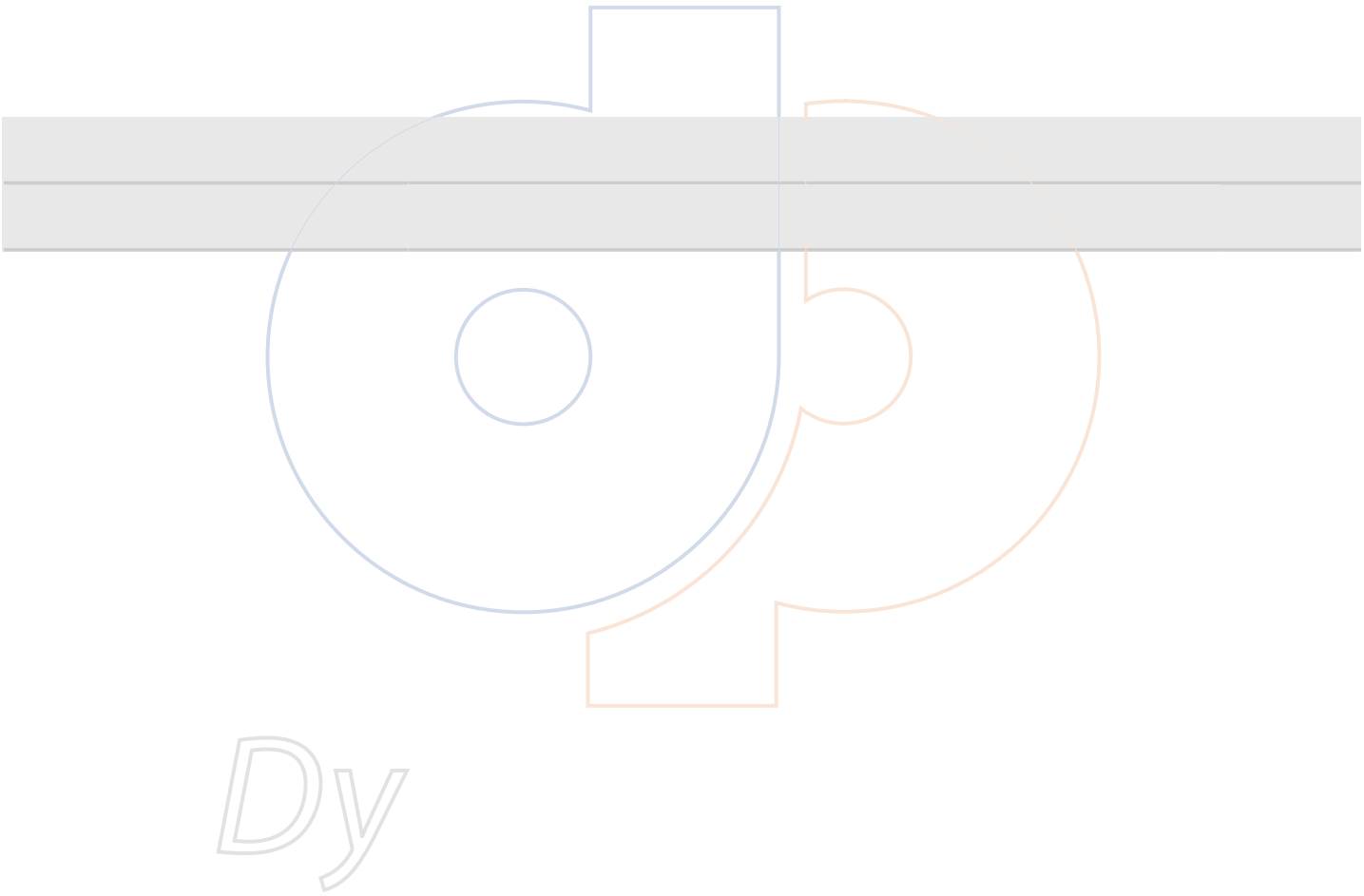
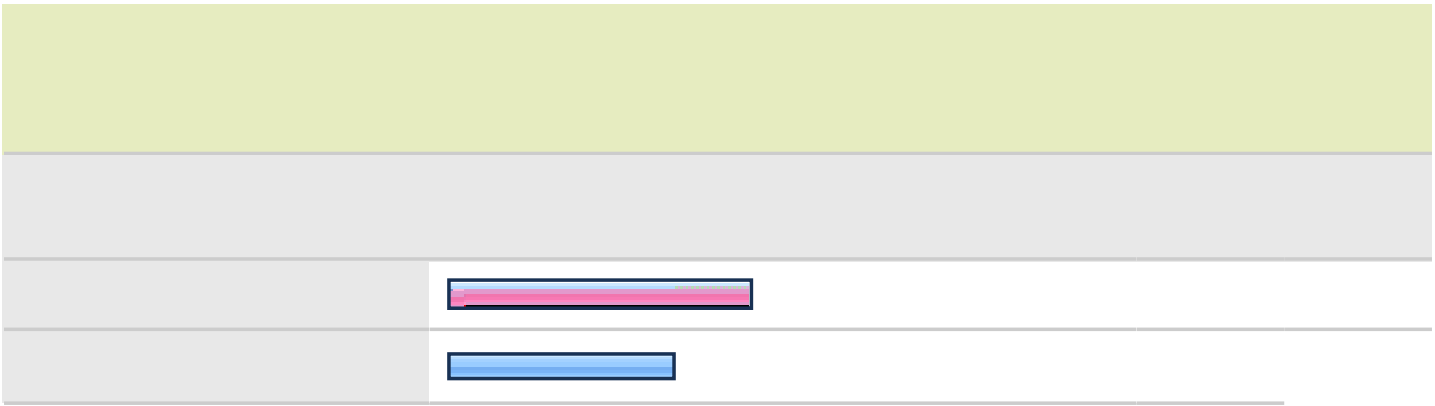
| | |
|-------------------|---|
| answered question | 1 |
| skipped question | 8 |

27. 29. Did you have trouble getting any course(s) you needed while at Murray State?

| | | Response Percent | Response Count |
|-----|--|-------------------|----------------|
| Yes |  | 22.2% | 2 |
| No |  | 77.8% | 7 |
| | | answered question | 9 |
| | | skipped question | 0 |

28. 30. Why did you have trouble getting the course?

| | | Response Percent | Response Count |
|--|---|-------------------|----------------|
| The course was not offered the semester I needed it. |  | 50.0% | 1 |
| The course was not offered at hours convenient to my work schedule. | | 0.0% | 0 |
| The course was not offered at hours suitable for my school schedule. | | 0.0% | 0 |
| All course sections were closed. | | 0.0% | 0 |
| I was unaware of the prerequisites for the course. |  | 50.0% | 1 |
| | | answered question | 2 |
| | | skipped question | 7 |



31. 33. Which statement best describes your experience with academic advising in your major/area?


| | | Response Percent | Response Count |
|--|--|--------------------------|----------------|
| Cannot judge; I did not make use of the opportunity. | | 0.0% | 0 |
| I was satisfied with information my adviser provided. | | 77.8% | 7 |
| Advice was inaccurate, incomplete, or misleading. | | 22.2% | 2 |
| My adviser was not available. | | 0.0% | 0 |
| | | answered question | 9 |
| | | skipped question | 0 |

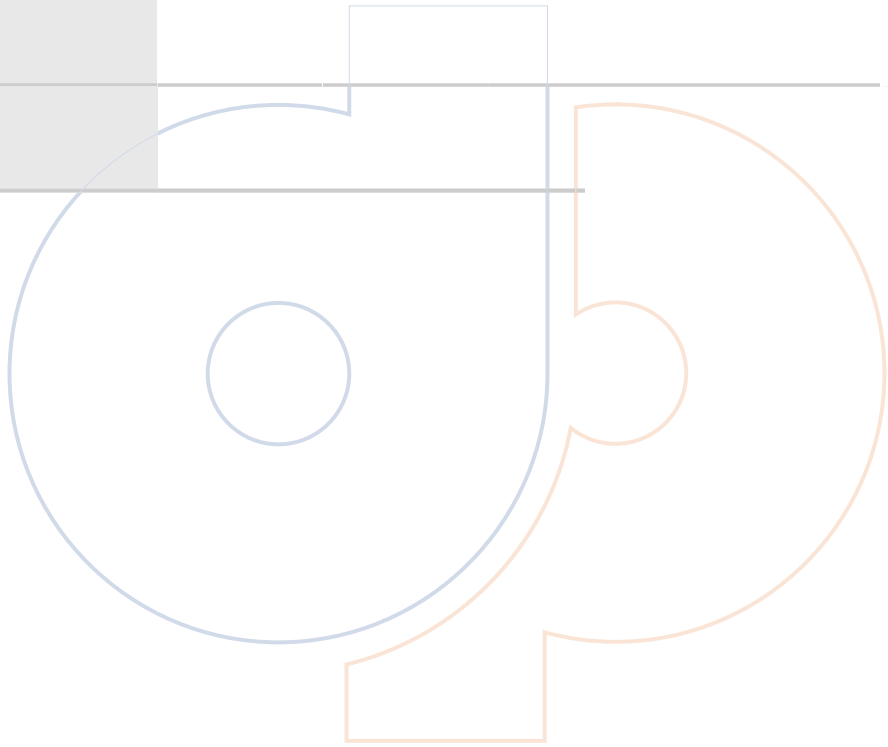
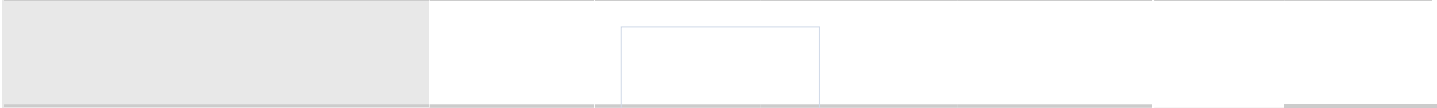



Dy

31. 33. Which statement best describes your experience with academic advising in your major/area?

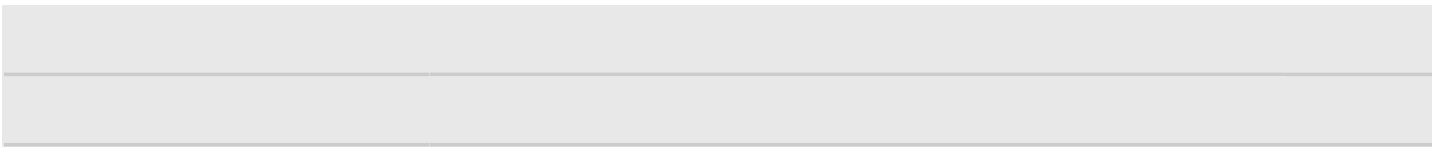
answered question 9

skipped question 0





Dy



32. Questions 34-48 For each of these items, indicate the extent to which you were satisfied.

| | | | | | | |
|---|-----------|------------------|----------|----------|------|----------|
| 46 Effectiveness of library personnel in meeting your information needs | 25.0% (2) | 75.0% (6) | 0.0% (0) | 0.0% (0) | 3.25 | 8 |
| 47. Access to on-hand or electronic library resources | 37.5% (3) | 62.5% (5) | 0.0% (0) | 0.0% (0) | 3.38 | 8 |
| 48. Computer, individual and group work spaces available within University Libraries (Waterfield, Pogue and Overby) | 37.5% (3) | 62.5% (5) | 0.0% (0) | 0.0% (0) | 3.38 | 8 |
| answered question | | | | | | 8 |
| skipped question | | | | | | 1 |

33. Questions 49-55 University Studies is designed to offer you a broad base of skills and knowledge and to prepare you for upper division study. Please indicate how effective University Studies at Murray State was in helping you achieve these goals.

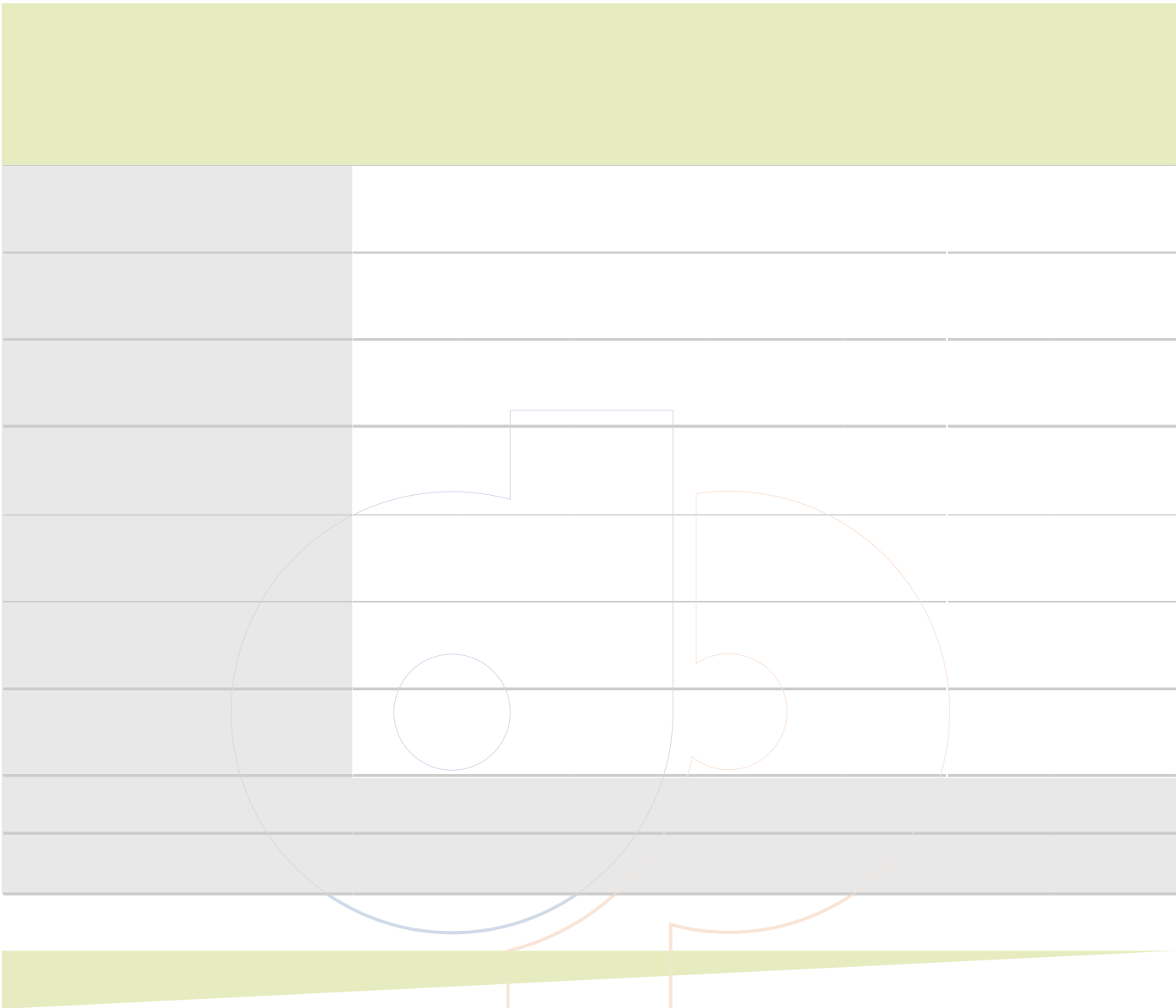
| | Very effective | Effective | Ineffective | Very ineffective | Rating Average | Rating Count |
|---|------------------|------------------|-------------|------------------|----------------|--------------|
| 49. Writing skills | 50.0% (4) | 37.5% (3) | 12.5% (1) | 0.0% (0) | 3.38 | 8 |
| 50. Speaking skills | 37.5% (3) | 62.5% (5) | 0.0% (0) | 0.0% (0) | 3.38 | 8 |
| 51. Critical thinking skills | 87.5% (7) | 12.5% (1) | 0.0% (0) | 0.0% (0) | 3.88 | 8 |
| 52. Technology skills/computer skills | 50.0% (4) | 50.0% (4) | 0.0% (0) | 0.0% (0) | 3.50 | 8 |
| 53. General knowledge in the liberal arts and sciences | 50.0% (4) | 37.5% (3) | 12.5% (1) | 0.0% (0) | 3.38 | 8 |
| 54. International perspectives | 37.5% (3) | 50.0% (4) | 12.5% (1) | 0.0% (0) | 3.25 | 8 |
| 55. Stimulation of interest in areas outside your chosen field of study | 50.0% (4) | 50.0% (4) | 0.0% (0) | 0.0% (0) | 3.50 | 8 |
| answered question | | | | | | 8 |
| skipped question | | | | | | 1 |

34. Questions 56-89 For each of these services, activities or programs that you used, please indicate the extent to which you were satisfied that they met your needs. For those that you did not use, mark the "Did Not Use" option.

| | Very satisfied | Satisfied | Dissatisfied | Very dissatisfied | Did Not Use | Rating Average | Rating Count | |
|---|----------------|-----------|--------------|-------------------|-------------|----------------|--------------------------|----------|
| 56. African-American/Multicultural Programs | 6.75 | 0.9892 | 0 | 0 | 0.092 | | 125 | |
| | | | | | | | answered question | 7 |
| | | | | | | | skipped question | 2 |



Dy



Dy

36. 91. Which phrase best describes your opinion of Residential Colleges?

| | | Response Percent | Response Count |
|--|--|------------------|----------------|
| Not familiar with Residential Colleges | | 14.3% | 1 |
| Very positive | | 28.6% | 2 |
| Positive | | 57.1% | 4 |
| Negative | | 0.0% | 0 |
| Very negative | | 0.0% | 0 |
| answered question | | | 7 |
| skipped question | | | 2 |

37. 92. When you graduate how many times will you have studied abroad during your university career?

| | | Response Percent | Response Count |
|--------------------------|--|------------------|----------------|
| None | | 28.6% | 2 |
| One | | 71.4% | 5 |
| Two | | 0.0% | 0 |
| Three or more | | 0.0% | 0 |
| answered question | | | 7 |
| skipped question | | | 2 |

38. Questions 93-102 The University has formulated ten desired "Characteristics of the Murray State University Graduate." Please indicate how effective your MSU experience was in enhancing your abilities in each area.

| | Very effective | Effective | Ineffective | Very ineffective | Rating Average | Rating Count |
|---|----------------|-----------|-------------|------------------|----------------|--------------|
| 93. Engage in mature, independent and creative thought and express that thought effectively in oral and written communication; | 50.0% (3) | 50.0% (3) | 0.0% (0) | 0.0% (0) | 3.50 | 6 |
| 94. Understand and apply the critical and scientific methodologies that academic disciplines employ to discover knowledge and ascertain its validity; | 50.0% (3) | 50.0% (3) | 0.0% (0) | 0.0% (0) | 3.50 | 6 |
| 95. Apply sound standards of information gathering, analysis and evaluation to reach logical decisions; | 66.7% (4) | 33.3% (2) | 0.0% (0) | 0.0% (0) | 3.67 | 6 |
| 96. Understand the roles and applications of science and technology in the solution of the problems of a changing world; | 50.0% (3) | 33.3% (2) | 16.7% (1) | 0.0% (0) | 3.33 | 6 |
| 97. Demonstrate a critical understanding of the world's historical, literary, philosophical and artistic traditions; | 33.3% (2) | 50.0% (3) | 16.7% (1) | 0.0% (0) | 3.17 | 6 |
| 98. Understand the dynamics of cultural diversity, of competing | | | | | | |
| answered question | | | | | | 6 |
| skipped question | | | | | | 3 |

38. Questions 93-102 The University has formulated ten desired "Characteristics of the Murray State University Graduate." Please indicate how effective your MSU experience was in enhancing your abilities in each area.

| | | | | | | |
|--|------------------|------------------|----------|----------|------|----------|
| 100. Understand the importance of the behaviors necessary to maintain a healthy lifestyle; | 33.3% (2) | 66.7% (4) | 0.0% (0) | 0.0% (0) | 3.33 | 6 |
| 101. Demonstrate mastery of a chosen field of study; | 66.7% (4) | 33.3% (2) | 0.0% (0) | 0.0% (0) | 3.67 | 6 |
| 102. Value intellectual pursuit and continuous learning in a changing world. | 66.7% (4) | 33.3% (2) | 0.0% (0) | 0.0% (0) | 3.67 | 6 |
| answered question | | | | | | 6 |
| skipped question | | | | | | 3 |

Dy



Dy

39. 103. What do you expect to do after you graduate?

answered question 6

skipped question 3

40. 104. If you are already employed, how closely related is your job to your field of study?

| | | Response Percent | Response Count |
|---------------------|--|-------------------|----------------|
| Extremely close | | 33.3% | 2 |
| Somewhat close | | 0.0% | 0 |
| Somewhat different | | 0.0% | 0 |
| Extremely different | | 0.0% | 0 |
| I cannot determine | | 0.0% | 0 |
| Does not apply | | 66.7% | 4 |
| | | answered question | 6 |
| | | skipped question | 3 |

Dy

41. 105. If you intend to work full-time, what do you expect your salary to be?




| | | Response Percent | Response Count |
|--------------------------|--|------------------|----------------|
| Above \$75,000 | | 16.7% | 1 |
| \$65,000 - \$75,000 | | 0.0% | 0 |
| \$55,000 - \$64,999 | | 0.0% | 0 |
| \$45,000 - \$54,999 | | 16.7% | 1 |
| \$35,000 - \$44,999 | | 16.7% | 1 |
| \$25,000 - \$34,999 | | 0.0% | 0 |
| Below \$25,000 | | 0.0% | 0 |
| Does not apply | | 50.0% | 3 |
| answered question | | | 6 |
| skipped question | | | 3 |

Dy



41. 105. If you intend to work full-time, what do you expect your salary to be?



| | |
|-------------------|---|
| answered question | 6 |
| skipped question | 3 |

42. 106. If you intend to continue your education, please indicate which statement best describes the institution you will attend.


| | | Response Percent | Response Count |
|--|---|-------------------|----------------|
| Murray State University |  | 33.3% | 2 |
| University/College in Kentucky | | 0.0% | 0 |
| University/College outside Kentucky |  | 50.0% | 3 |
| Does not apply |  | 16.7% | 1 |
| | | answered question | 6 |
| | | skipped question | 3 |

43. 107. "I would recommend Murray State University to a prospective student."

| | | Response Percent | Response Count |
|-----------------------|---|-------------------|----------------|
| Strongly agree |  | 50.0% | 3 |
| Agree |  | 50.0% | 3 |
| Disagree | | 0.0% | 0 |
| Strongly disagree | | 0.0% | 0 |
| | | answered question | 6 |
| | | skipped question | 3 |





Dy



45. 17. Please identify the program/major in which you are earning a degree. If you have a double major, check both of your majors. (Note: Liberal Arts and Integrated Studies Students, check Liberal Arts or Integrated Studies. Do not check your field of study as a major.)

A large rectangular area with a light gray background and horizontal ruling lines, intended for handwritten responses. A large, faint watermark logo is visible in the center of this area.


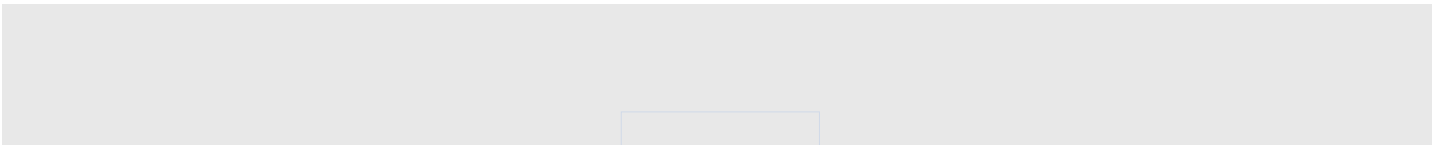




45. 17. Please identify the program/major in which you are earning a degree. If you have a double major, check both of your majors. (Note: Liberal Arts and Integrated Studies Students, check Liberal Arts or Integrated Studies. Do not check your field of study as a major.)



answered question



Dy