






*Dy*



### 5. 5. What is your residency classification at MSU?

		Response Percent	Response Count
In-state		72.6%	61
Out-of-state		27.4%	23
International		0.0%	0
<b>answered question</b>			<b>84</b>
<b>skipped question</b>			<b>1</b>



### 5. 5. What is your residency classification at MSU?

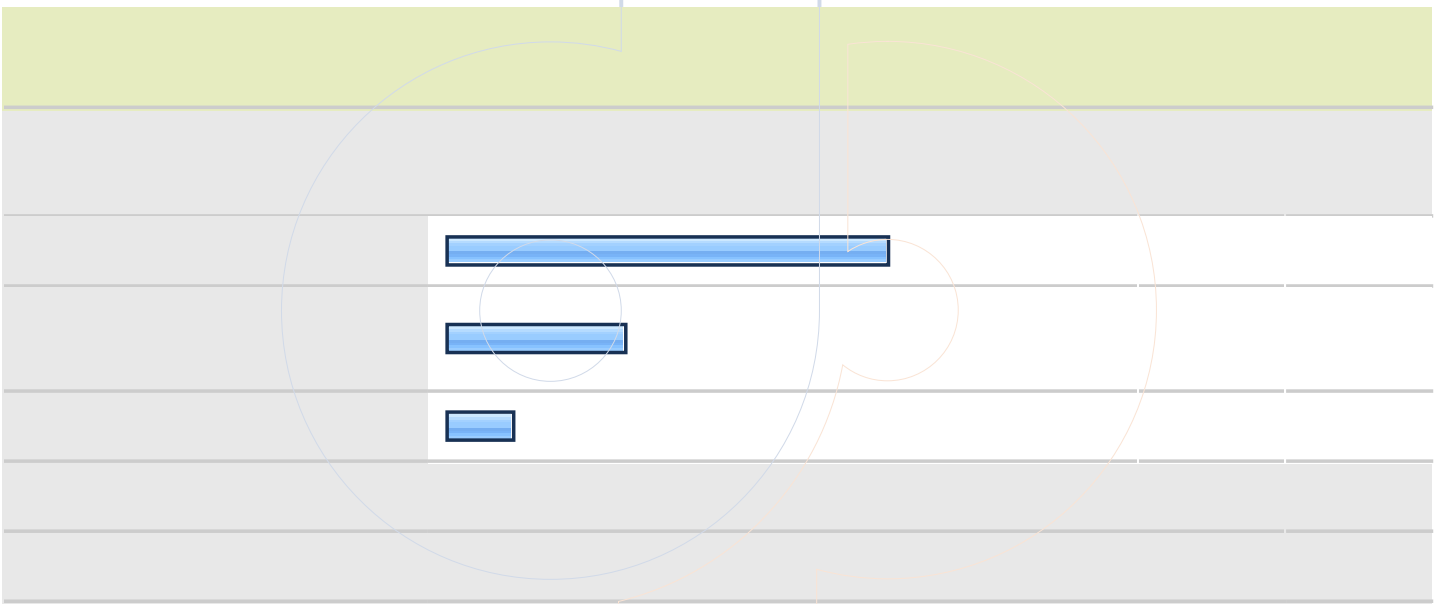
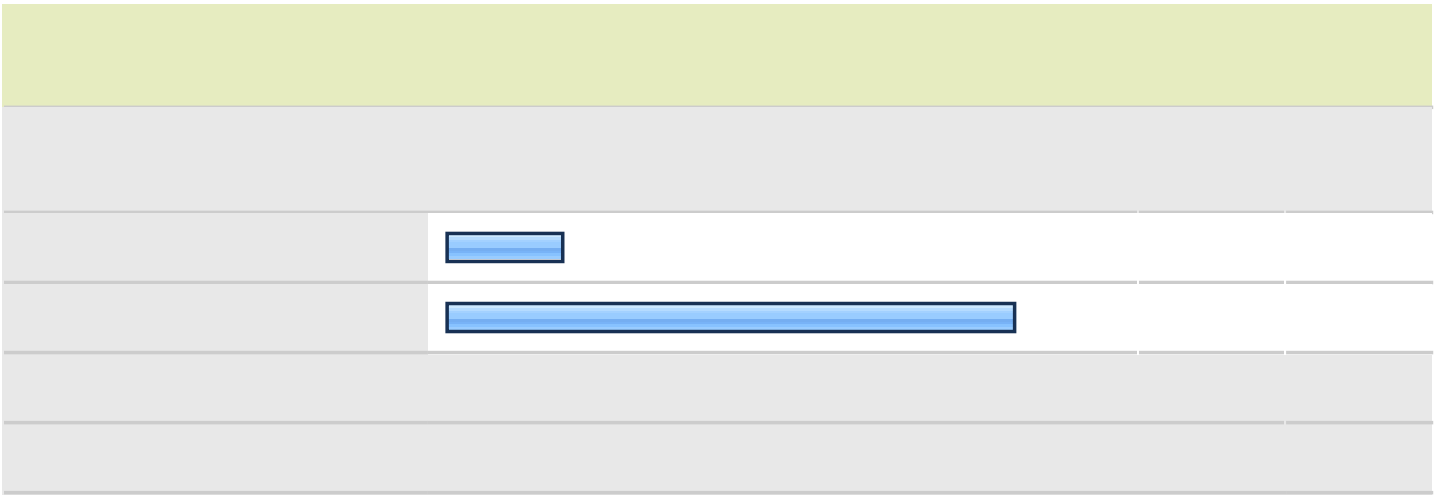
answered question	84
skipped question	1

### 6. 6. Age

		Response Percent	Response Count
24 or younger		89.4%	76
25-34		8.2%	7
35-44		2.4%	2
45 or older		0.0%	0
		answered question	85
		skipped question	0

### 7. 7. Has either of your parents received a bachelor's degree?

		Response Percent	Response Count
Yes		49.4%	42
No		50.6%	43
		answered question	85
		skipped question	0



Dy

### 11. 11. Approximately what percent of your University Studies (general education) classes did you take at MSU?

		Response Percent	Response Count
Under 25%		63.3%	19
25-49%		13.3%	4
50-74%		20.0%	6
75-100%		3.3%	1
answered question			30
skipped question			55

### 12. 12. What has been your attendance status at MSU?

		Response Percent	Response Count
Primarily full-time		98.8%	84
Primarily part-time		1.2%	1
answered question			85
skipped question			0

Dy

### 13. 13. In which Residential College are you a member?



		Response Percent	Response Count
Do not know		7.1%	6
Clark College		15.3%	13
Elizabeth College		11.8%	10
Franklin-Springer Colleges		7.1%	6
Hart College		11.8%	10
Hester College		7.1%	6
Regents College		9.4%	8
<b>Richmond College</b>		<b>21.2%</b>	<b>18</b>
White College		9.4%	8
<b>answered question</b>			<b>85</b>
<b>skipped question</b>			<b>0</b>

Dy







### 13. 13. In which Residential College are you a member?

answered question	85
skipped question	0

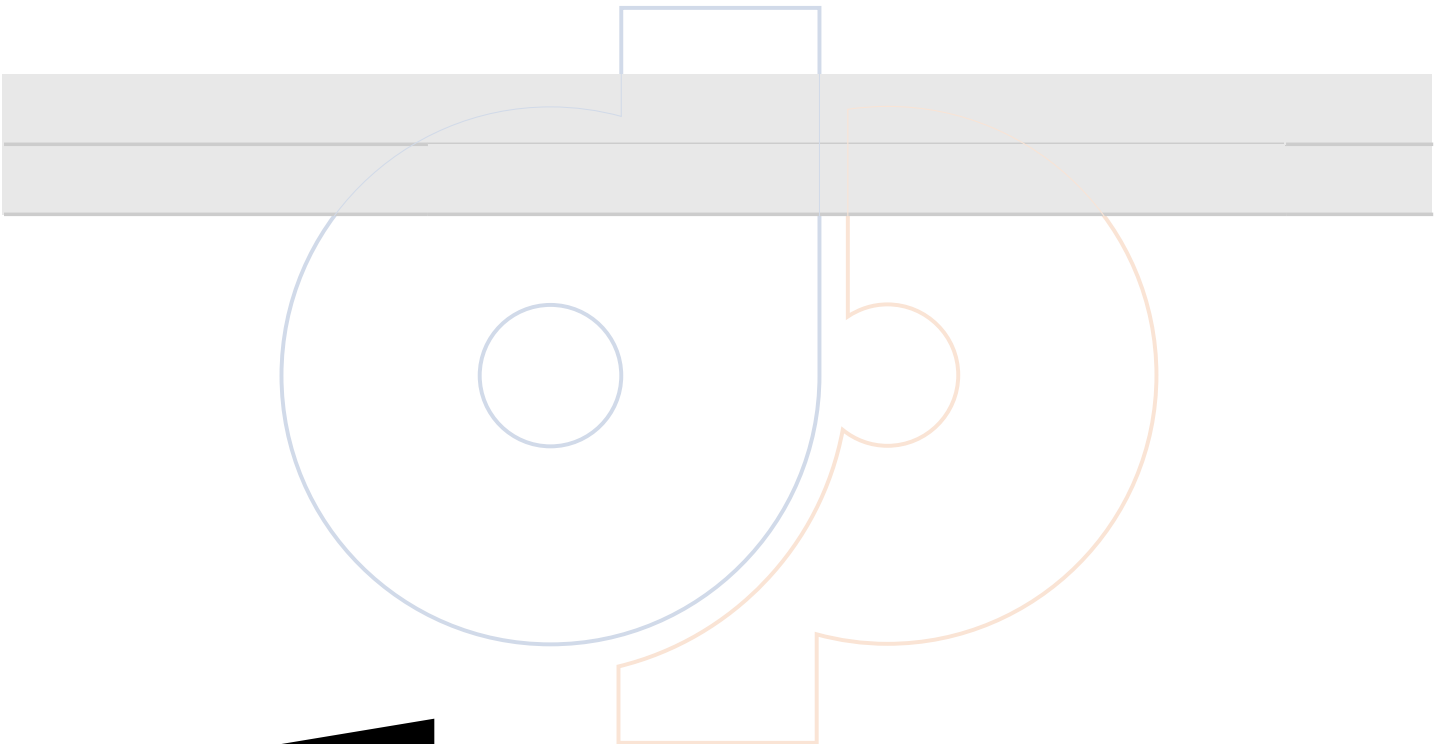
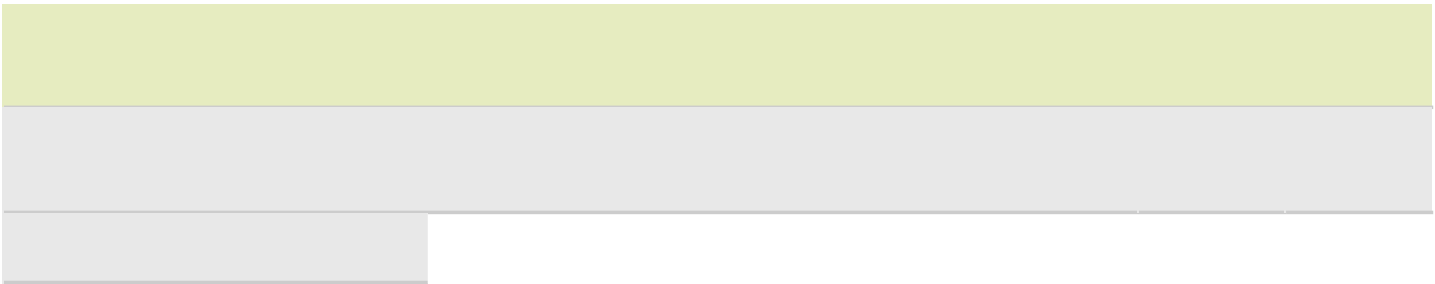
### 14. 14. Have you ever received any type of Financial Aid while at MSU? (scholarships, grants, work-study, etc.)

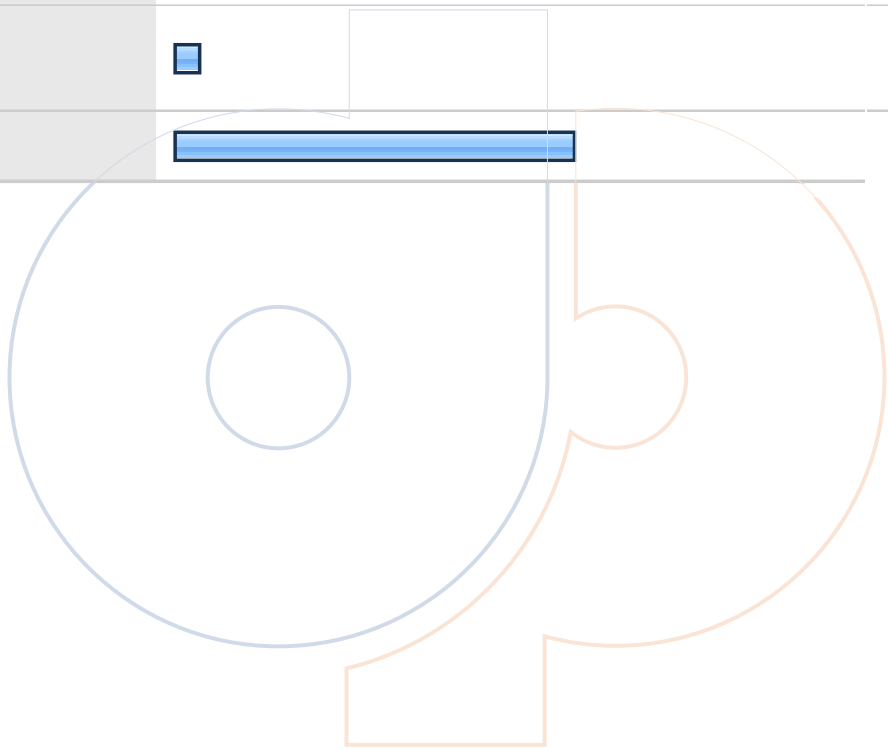
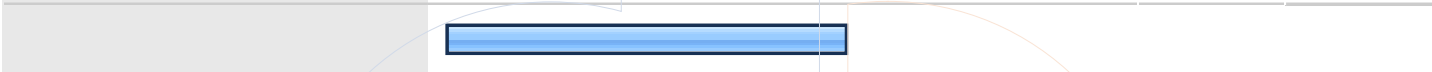



		Response Percent	Response Count
Yes		85.9%	73
No		14.1%	12
		answered question	85
		skipped question	0

### 15. 15. How many years will it take you to complete your degree from the point of your initial enrollment in college (including any time at a previous institution)?

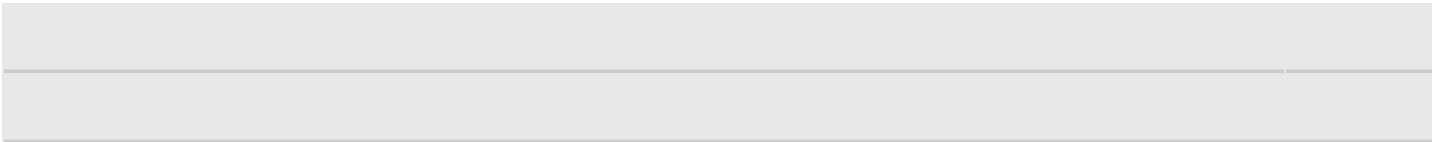
		Response Percent	Response Count
Two		7.1%	6
Three		20.2%	17
Four		54.8%	46
Five		13.1%	11
Six		2.4%	2
More than six		2.4%	2
		answered question	84
		skipped question	1







*Dy*



**17. 17. Please identify the program/major in which you are earning a degree. If you have a double major, check both of your majors. (Note: Liberal Arts and Integrated Studies Students, check Liberal Arts or Integrated Studies. Do not check your field of study as a major.)**


Civil Engineering Technology (bachelor's)	0.0%	0
Communication Disorders	0.0%	0
Community Health	0.0%	0
Computer Information Systems	0.0%	0
Computer Science	0.0%	0
Creative Writing (BFA)	0.0%	0
Criminal Justice	0.0%	0
Economics	0.0%	0
Electromechanical Engineering Technology	0.0%	0
Elementary School Education	0.0%	0
Engineering Graphics & Design	0.0%	0
Engineering Physics	0.0%	0
English	0.0%	0
English Education (TESOL)	0.0%	0
Exercise Science	0.0%	0
Finance	0.0%	0
French	0.0%	0
General Studies (associate's)	0.0%	0
Geosciences	0.0%	0
German	0.0%	0
<b>answered question</b>		<b>85</b>
<b>skipped question</b>		<b>0</b>

**17. 17. Please identify the program/major in which you are earning a degree. If you have a double major, check both of your majors. (Note: Liberal Arts and Integrated Studies Students, check Liberal Arts or Integrated Studies. Do not check your field of study as a major.)**

Graphic Communications Media	0.0%	0
Health & Physical Education	0.0%	0
Health Information Administration	0.0%	0
History	0.0%	0
Industrial Technology (associate's)	0.0%	0
Integrated Studies (BIS)	0.0%	0
Interdisciplinary Early Childhood Education	0.0%	0
Interior Design	0.0%	0
International Business	0.0%	0
International Studies	0.0%	0
Japanese	0.0%	0
Journalism	0.0%	0
Learning & Behavior Disorders	0.0%	0
Liberal Arts	0.0%	0
Logistics & Supply Chain Management	0.0%	0
Management	0.0%	0
Manufacturing Technology	0.0%	0
Marketing	0.0%	0
Mathematics	0.0%	0
<b>answered question</b>		<b>85</b>
<b>skipped question</b>		<b>0</b>

**17. 17. Please identify the program/major in which you are earning a degree. If you have a double major, check both of your majors. (Note: Liberal Arts and Integrated Studies Students, check Liberal Arts or Integrated Studies. Do not check your field of study as a major.)**

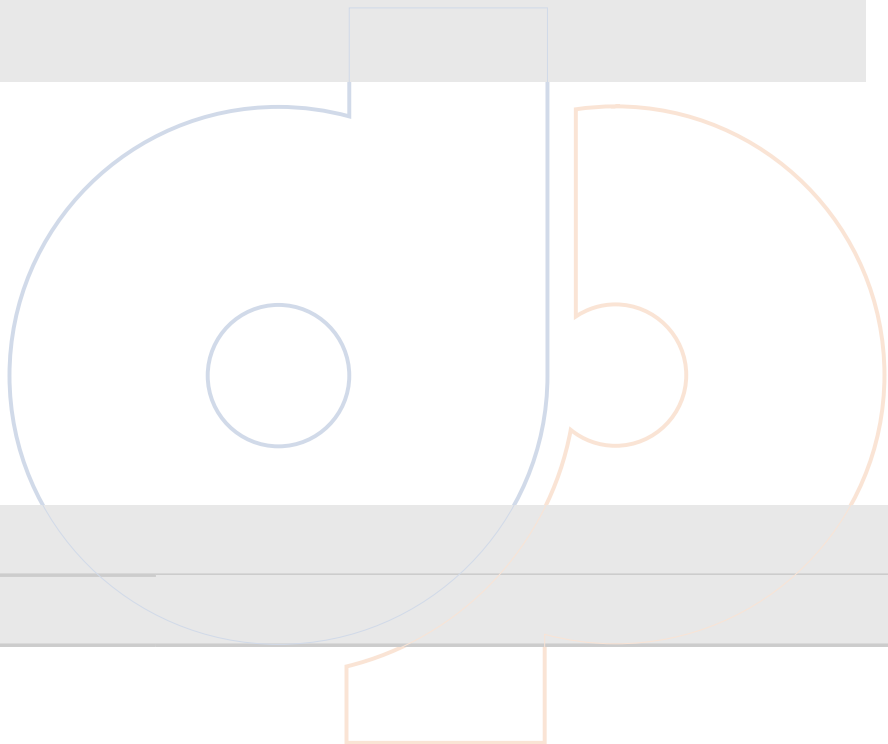
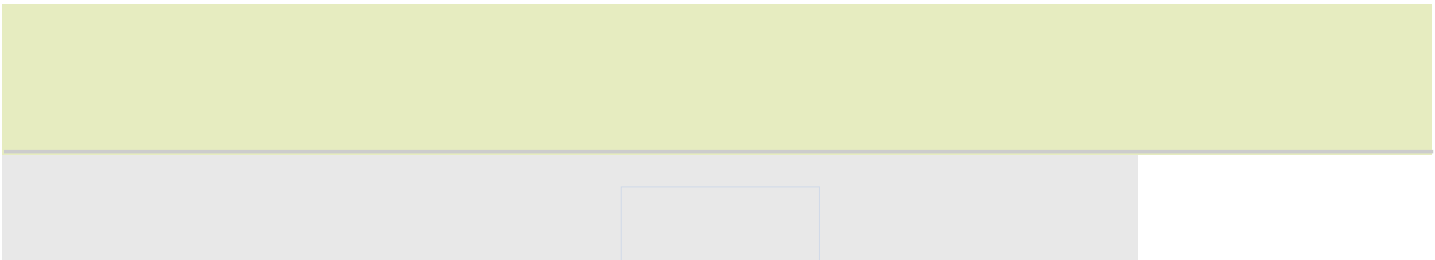

Middle School Education	0.0%	0
Music	0.0%	0
Music Business	0.0%	0
Nonprofit Leadership Studies	0.0%	0
Nursing	0.0%	0
Nursing/RN to BSN	0.0%	0
Nutrition, Dietetics, & Food Mgmt	0.0%	0
Occupational Safety and Health	0.0%	0
Organizational Communication	0.0%	0
Philosophy	0.0%	0
Physics	0.0%	0
Political Science	0.0%	0
Psychology	0.0%	0
Public Administration	0.0%	0
Public Relations	0.0%	0
Rec2059095 & Leisure Services	411.088 548.113   0 548.113   h W n Q BT 0 0 0 rg 0 0 0 RG 0.985 w /GS0 gs /T1_1 6.7	
<b>answered question</b>		<b>85</b>
<b>skipped question</b>		<b>0</b>



### 19. 21. Which best describes your situation?

		Response Percent	Response Count
Did not change major/area		67.1%	57
Did not initially declare major/area		0.0%	0
Changed major/area		32.9%	28
<b>answered question</b>			<b>85</b>
<b>skipped question</b>			<b>0</b>









*Dy*





### 22. 24. What time would you have preferred?

		Response Percent	Response Count
Late afternoon		0.0%	0
<b>Evening</b>		<b>50.0%</b>	<b>1</b>
Weekend		0.0%	0
<b>During the day</b>		<b>50.0%</b>	<b>1</b>
Online		0.0%	0
<b>answered question</b>			<b>2</b>
<b>skipped question</b>			<b>83</b>



### 23. 25. Which best describes the location where you completed the majority of your courses?

		Response Percent	Response Count
<b>Murray</b>		<b>98.8%</b>	<b>84</b>
Paducah		0.0%	0
Ft. Campbell		0.0%	0
Madisonville		0.0%	0
Hopkinsville		0.0%	0
Henderson		0.0%	0
Online		0.0%	0
Other (please specify)		1.2%	1
<b>answered question</b>			<b>85</b>
<b>skipped question</b>			<b>0</b>

**24. 26. Did you take any online courses while at Murray State?**








		Response Percent	Response Count
Yes		91.8%	78
No		8.2%	7
answered question			85
skipped question			0

**25. 27. Did it take you an extra semester or more to complete degree requirements at Murray State?**

		Response Percent	Response Count
			
			
answered question			85
skipped question			0

Dy

## 26. 28. Why did it take you an extra semester or more?



		Response Percent	Response Count
Work obligation limited my enrollment.		4.8%	1
Family obligations limited my enrollment.		9.5%	2
Tuition and other costs of attendance limited my enrollment.		9.5%	2
A decision to change majors added to my requirements.		23.8%	5
<b>A required course or courses were not offered.</b>		<b>28.6%</b>	<b>6</b>
Credits were lost transferring to Murray State.		9.5%	2
Other (please specify)		23.8%	5
		<b>answered question</b>	<b>21</b>
		<b>skipped question</b>	<b>64</b>

Dy






### 26. 28. Why did it take you an extra semester or more?

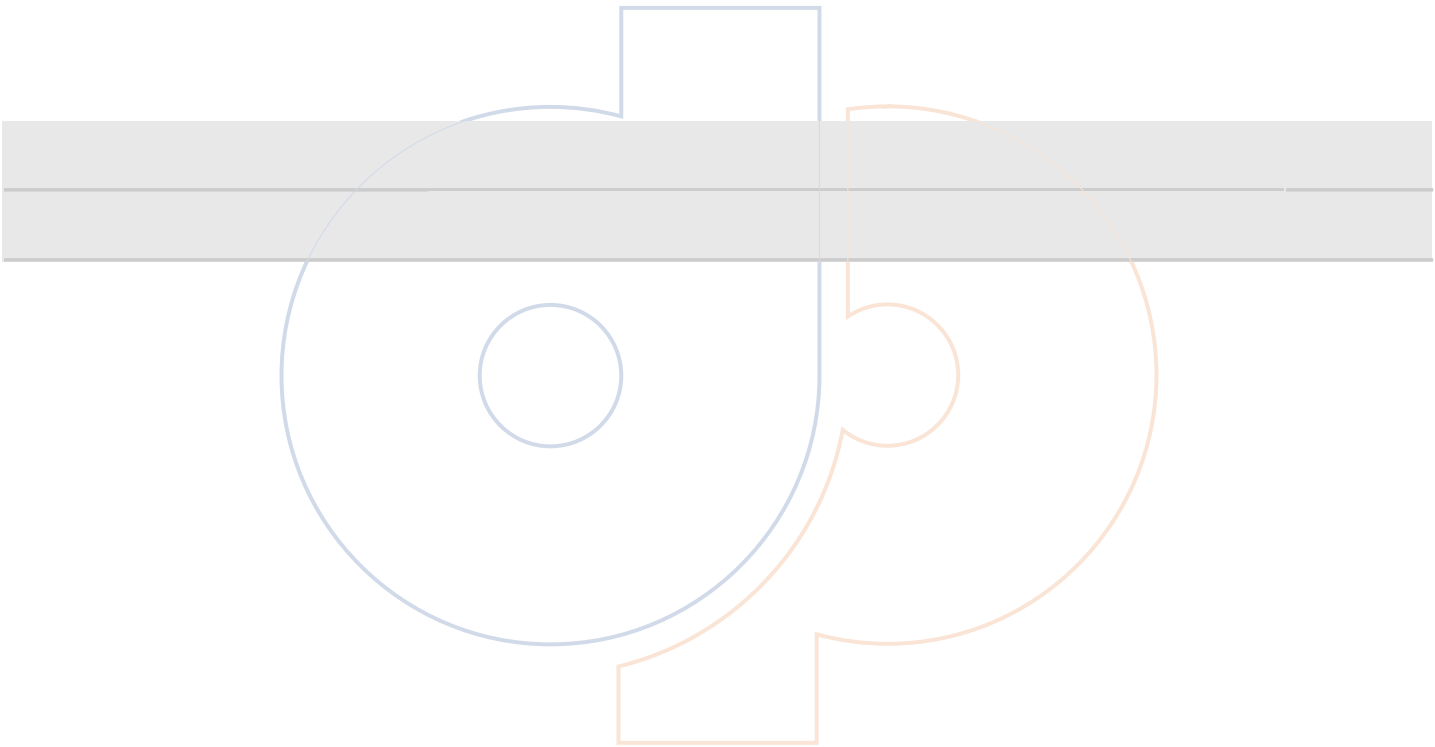
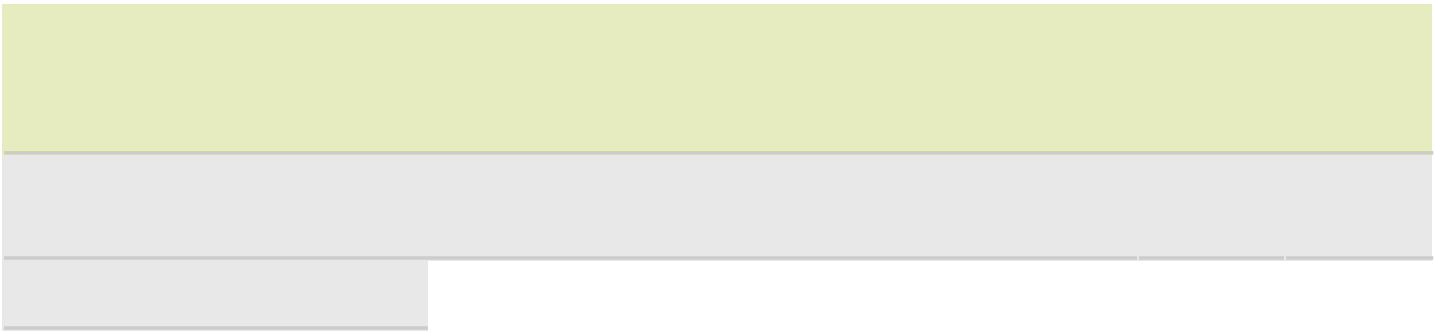
answered question	21
skipped question	64

### 27. 29. Did you have trouble getting any course(s) you needed while at Murray State?

		Response Percent	Response Count
Yes		29.4%	25
No		70.6%	60
		answered question	85
		skipped question	0

### 28. 30. Why did you have trouble getting the course?

		Response Percent	Response Count
The course was not offered the semester I needed it.		28.0%	7
The course was not offered at hours convenient to my work schedule.		4.0%	1
The course was not offered at hours suitable for my school schedule.		20.0%	5
<b>All course sections were closed.</b>		<b>44.0%</b>	<b>11</b>
I was unaware of the prerequisites for the course.		4.0%	1
		answered question	25
		skipped question	60



Dy

### 31. 33. Which statement best describes your experience with academic advising in your major/area?

		Response Percent	Response Count
Cannot judge; I did not make use of the opportunity.	<input type="checkbox"/>	2.4%	2
I was satisfied with information my	<input checked="" type="checkbox"/>		
	<input type="checkbox"/>		
	<input type="checkbox"/>		
<b>answered question</b>			<b>84</b>
<b>skipped question</b>			<b>1</b>


Dy

;129ad6incomple7 0 o8.1islead 41l 411.088 548.1314(84)Tj ET Q Q q3.6n Q BT 0 0 0 rg 0 0 0 RG 0.985 w

**31. 33. Which statement best describes your experience with academic advising in your major/area?**

answered question

84





*Dy*



### 32. Questions 34-48 For each of these items, indicate the extent to which you were satisfied.

46 Effectiveness of library personnel in meeting your information needs	31.7% (26)	<b>63.4% (52)</b>	4.9% (4)	0.0% (0)	3.27	82
47. Access to on-hand or electronic library resources	31.3% (26)	<b>61.4% (51)</b>	7.2% (6)	0.0% (0)	3.24	83
48. Computer, individual and group work spaces available within University Libraries (Waterfield, Pogue and Overby)	29.3% (24)	<b>64.6% (53)</b>	6.1% (5)	0.0% (0)	3.23	82
<b>answered question</b>						<b>83</b>
<b>skipped question</b>						<b>2</b>

### 33. Questions 49-55 University Studies is designed to offer you a broad base of skills and knowledge and to prepare you for upper division study. Please indicate how effective University Studies at Murray State was in helping you achieve these goals.

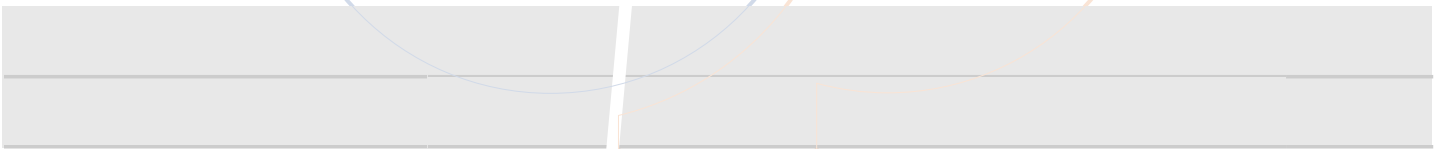
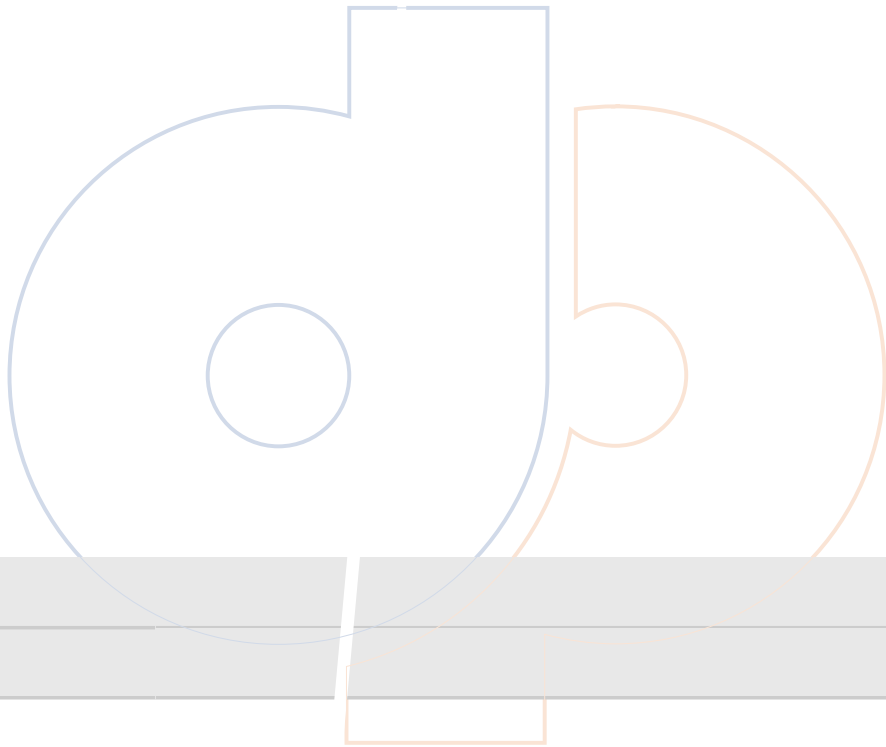

	Very effective	Effective	Ineffective	Very ineffective	Rating Average	Rating Count
49. Writing skills	23.8% (19)	<b>73.8% (59)</b>	2.5% (2)	0.0% (0)	3.21	80
50. Speaking skills	27.5% (22)	<b>68.8% (55)</b>	2.5% (2)	1.3% (1)	3.23	80
51. Critical thinking skills	27.5% (22)	<b>68.8% (55)</b>	2.5% (2)	1.3% (1)	3.23	80
52. Technology skills/computer skills	27.8% (22)	<b>65.8% (52)</b>	5.1% (4)	1.3% (1)	3.20	79
53. General knowledge in the liberal arts and sciences	23.8% (19)	<b>66.3% (53)</b>	6.3% (5)	3.8% (3)	3.10	80
54. International perspectives	21.3% (17)	<b>66.3% (53)</b>	6.3% (5)	6.3% (5)	3.03	80
55. Stimulation of interest in areas outside your chosen field of study	25.0% (20)	<b>65.0% (52)</b>	6.3% (5)	3.8% (3)	3.11	80
<b>answered question</b>						<b>80</b>
<b>skipped question</b>						<b>5</b>

**34. Questions 56-89** For each of these services, activities or programs that you used, please indicate the extent to which you were satisfied that they met your needs. For those that you did not use, mark the "Did Not Use" option.

	Very satisfied	Satisfied	Dissatisfied	Very dissatisfied	Did Not Use	Rating Average	Rating Count
56. African-American/Multicultural Student Services	1.3% (1)	5.0% (4)	0.0% (0)	0.0% (0)	<b>93.8% (75)</b>	3.20	80
57. Blackboard/Canvas	33.8% (27)	<b>63.8% (51)</b>	2.5% (2)	0.0% (0)	0.0% (0)	3.31	80
58. Career Services Office	15.0% (12)	<b>47.5% (38)</b>	1.3% (1)	0.0% (0)	36.3% (29)	3.22	80
59. Cultural programming and activities	6.3% (5)	11.3% (9)	1.3% (1)	0.0% (0)	<b>81.3% (65)</b>	3.27	80
60. Degree audit (MAP report)	45.0% (36)	<b>47.5% (38)</b>	1.3% (1)	0.0% (0)	6.3% (5)	3.47	80
61. Financial Aid Office customer service	18.8% (15)	<b>50.0% (40)</b>	8.8% (7)	2.5% (2)	20.0% (16)	3.06	80
62. Dining Services	17.5% (14)	<b>58.8% (47)</b>	5.0% (4)	0.0% (0)	18.8% (15)	3.15	80
63. Graduation Office	18.8% (15)	<b>56.3% (45)</b>	1.3% (1)	0.0% (0)	23.8% (19)	3.23	80
64. Greek life and activities	11.3% (9)	16.3% (13)	0.0% (0)	5.0% (4)	<b>67.5% (54)</b>	3.04	80
65. Health Services	16.5% (13)	<b>49.4% (39)</b>	5.1% (4)	0.0% (0)	29.1% (23)	3.16	79
66. Honor Societies/Departmental Clubs/Special Interest Organizations	18.8% (15)	32.5% (26)	1.3% (1)	1.3% (1)	<b>46.3% (37)</b>	3.28	80
67. International programs and activities	7.5% (6)	15.0% (12)	0.0% (0)	0.0% (0)	<b>77.5% (62)</b>	3.33	80
<b>answered question</b>							<b>80</b>
<b>skipped question</b>							<b>5</b>








*Dy*



*Dy*

### 35. 90. To what extent did you participate in Residential College activities?

		Response Percent	Response Count
Did not participate		53.2%	41
Frequently		7.8%	6
Occasionally		19.5%	15
Seldom		19.5%	15
<b>answered question</b>			<b>77</b>
<b>skipped question</b>			<b>8</b>



Dy

### 35. 90. To what extent did you participate in Residential College activities?

answered question	77
skipped question	8

### 36. 91. Which phrase best describes your opinion of Residential Colleges?

	Response Percent	Response
--	------------------	----------



answered question	77
skipped question	8



**38. Questions 93-102 The University has formulated ten desired "Characteristics of the Murray State University Graduate." Please indicate how effective your MSU experience was in enhancing your abilities in each area.**

	Very effective	Effective	Ineffective	Very ineffective	Rating Average	Rating Count
93. Engage in mature, independent and creative thought and express that thought effectively in oral and written communication;	31.5% (23)	<b>65.8% (48)</b>	2.7% (2)	0.0% (0)	3.29	73
94. Understand and apply the critical and scientific methodologies that academic disciplines employ to discover knowledge and ascertain its validity;	31.5% (23)	<b>61.6% (45)</b>	6.8% (5)	0.0% (0)	3.25	73
95. Apply sound standards of information gathering, analysis and evaluation to reach logical decisions;	31.5% (23)	<b>65.8% (48)</b>	2.7% (2)	0.0% (0)	3.29	73
96. Understand the roles and applications of science and technology in the solution of the problems of a changing world;	34.2% (25)	<b>61.6% (45)</b>	4.1% (3)	0.0% (0)	3.30	73
97. Demonstrate a critical understanding of the world's historical, literary, philosophical and artistic traditions;	26.8% (19)	<b>63.4% (45)</b>	9.9% (7)	0.0% (0)	3.17	71
98. Understand the dynamics of cultural diversity, of competing economic and political systems, and of complex moral and ethical issues;	29.2% (21)	<b>63.9% (46)</b>	5.6% (4)	1.4% (1)	3.21	72
99. Understand the nature of and engage in ethical behavior and responsible citizenship;	28.8% (21)	<b>65.8% (48)</b>	4.1% (3)	1.4% (1)	3.22	73
				<b>answered question</b>		<b>73</b>
				<b>skipped question</b>		<b>12</b>

**38. Questions 93-102 The University has formulated ten desired "Characteristics of the Murray State University Graduate." Please indicate how effective your MSU experience was in enhancing your abilities in each area.**

100. Understand the importance of the behaviors necessary to maintain a healthy lifestyle;	32.9% (24)	<b>58.9% (43)</b>	5.5% (4)	2.7% (2)	3.22	73
101. Demonstrate mastery of a chosen field of study;	43.8% (32)	<b>53.4% (39)</b>	2.7% (2)	0.0% (0)	3.41	73
102. Value intellectual pursuit and continuous learning in a changing world.	35.6% (26)	<b>57.5% (42)</b>	6.8% (5)	0.0% (0)	3.29	73
<b>answered question</b>						<b>73</b>
<b>skipped question</b>						<b>12</b>

Dy





Dy



*Dy*

### 41. 105. If you intend to work full-time, what do you expect your salary to be?





		Response Percent	Response Count
Above \$75,000		1.4%	1
\$65,000 - \$75,000		2.7%	2
\$55,000 - \$64,999		5.5%	4
\$45,000 - \$54,999		21.9%	16
\$35,000 - \$44,999		20.5%	15
<b>\$25,000 - \$34,999</b>		<b>26.0%</b>	<b>19</b>
Below \$25,000		1.4%	1
Does not apply		20.5%	15
<b>answered question</b>			<b>73</b>
<b>skipped question</b>			<b>12</b>

Dy





**41. 105. If you intend to work full-time, what do you expect your salary to be?**

answered question	73
skipped question	12

**42. 106. If you intend to continue your education, please indicate which statement best describes the institution you will attend.**

		Response Percent	Response Count
Murray State University		26.0%	19
University/College in Kentucky		5.5%	4
University/College outside Kentucky		17.8%	13
Does not apply		50.7%	37
		answered question	73
		skipped question	12

**43. 107. "I would recommend Murray State University to a prospective student."**

		Response Percent	Response Count
Strongly agree		71.6%	53
Agree		24.3%	18
Disagree		1.4%	1
Strongly disagree		2.7%	2
		answered question	74
		skipped question	11



*Dy*

**45. 17. Please identify the program/major in which you are earning a degree. If you have a double major, check both of your majors. (Note: Liberal Arts and Integrated Studies Students, check Liberal Arts or Integrated Studies. Do not check your field of study as a major.)**

Response Percent answered question  
Response Count

Accounting  
Accounting



answered question 0  
skipped question 85



**45. 17. Please identify the program/major in which you are earning a degree. If you have a double major, check both of your majors. (Note: Liberal Arts and Integrated Studies Students, check Liberal Arts or Integrated Studies. Do not check your field of study as a major.)**

Sociology



Dy

answered question 0

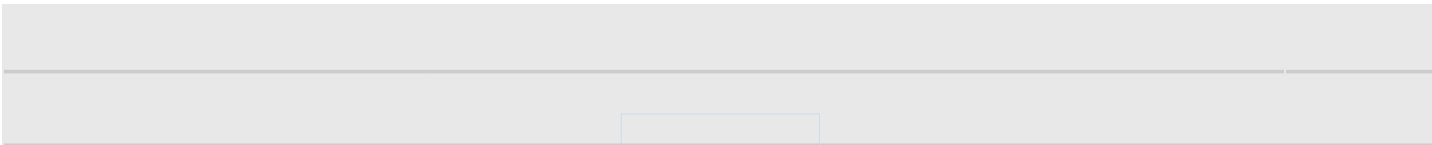


skipped question 85





*Dy*





Dy