
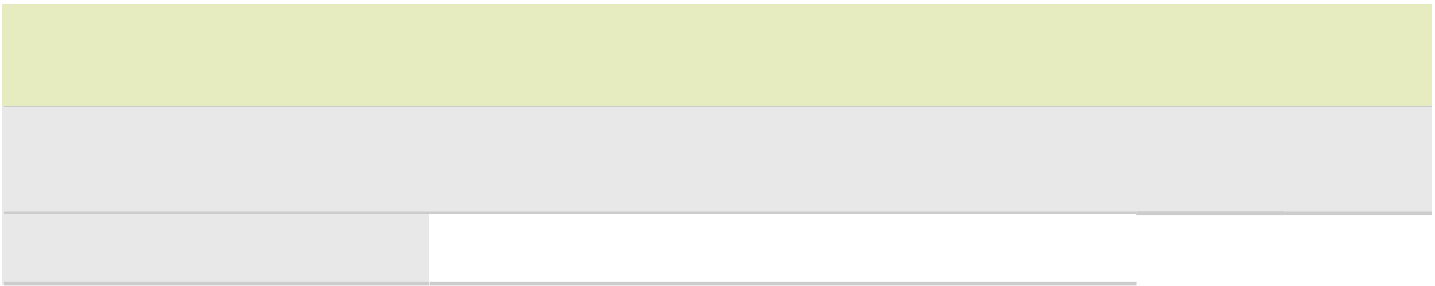




Dy





*Dy*

### 5. 5. What is your residency classification at MSU?



		Response Percent	Response Count
In-state		77.8%	7
Out-of-state		22.2%	2
International		0.0%	0
<b>answered question</b>			<b>9</b>
<b>skipped question</b>			<b>0</b>







*Dy*


### 8. 8. Has either of your parents received a degree from MSU?

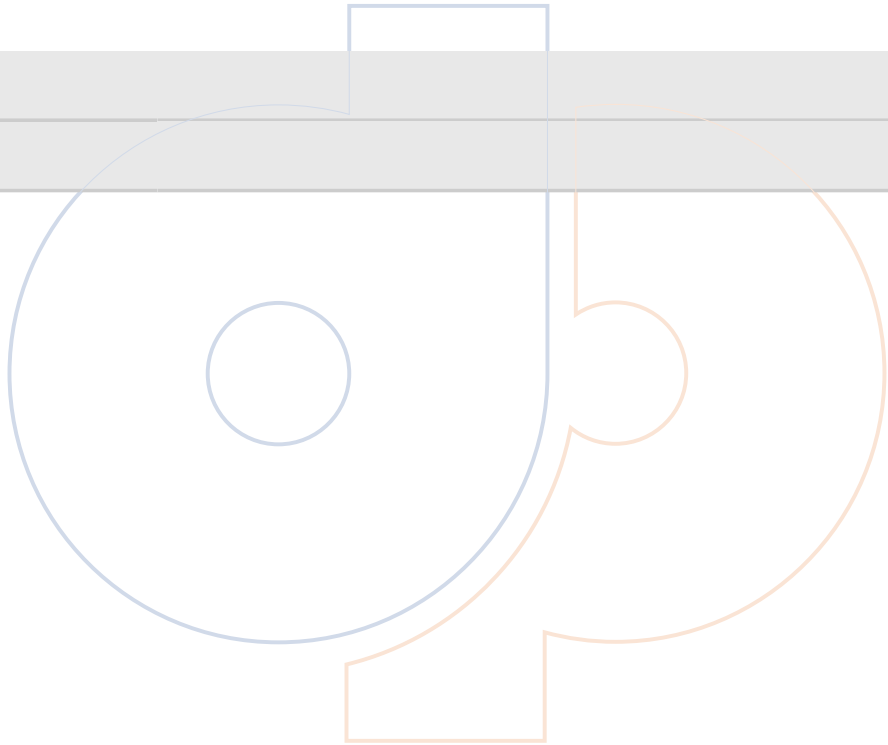
		Response Percent	Response Count
Yes		11.1%	1
No		88.9%	8
<b>answered question</b>			<b>9</b>
<b>skipped question</b>			<b>0</b>

### 9. 9. What was your original entry status to MSU?

		Response Percent	Response Count
Freshman		88.9%	8
Transfer from community college/technical school		11.1%	1
Transfer from 4-yr institution		0.0%	0
<b>answered question</b>			<b>9</b>
<b>skipped question</b>			<b>0</b>







### 10. 10. How many credits were transferred?

		Response Percent	Response Count
12 or fewer		100.0%	1
13-30		0.0%	0
31-60		0.0%	0
Over 60		0.0%	0
<b>answered question</b>			<b>1</b>
<b>skipped question</b>			<b>8</b>



*Dy*

### 13. 13. In which Residential College are you a member?

		Response Percent	Response Count
Do not know		0.0%	0
Clark College		0.0%	0
<b>Elizabeth College</b>		<b>22.2%</b>	<b>2</b>
Franklin-Springer Colleges		11.1%	1
Hart College		11.1%	1
<b>Hester College</b>		<b>22.2%</b>	<b>2</b>
<b>Regents College</b>		<b>22.2%</b>	<b>2</b>
Richmond College		11.1%	1
White College		0.0%	0
		<b>answered question</b>	<b>9</b>
		<b>skipped question</b>	<b>0</b>

Dy

### 13. 13. In which Residential College are you a member?




answered question 9

skipped question 0


Blank survey form area with horizontal lines and a large watermark.



### 16. 16. In what range does your grade point average fall?

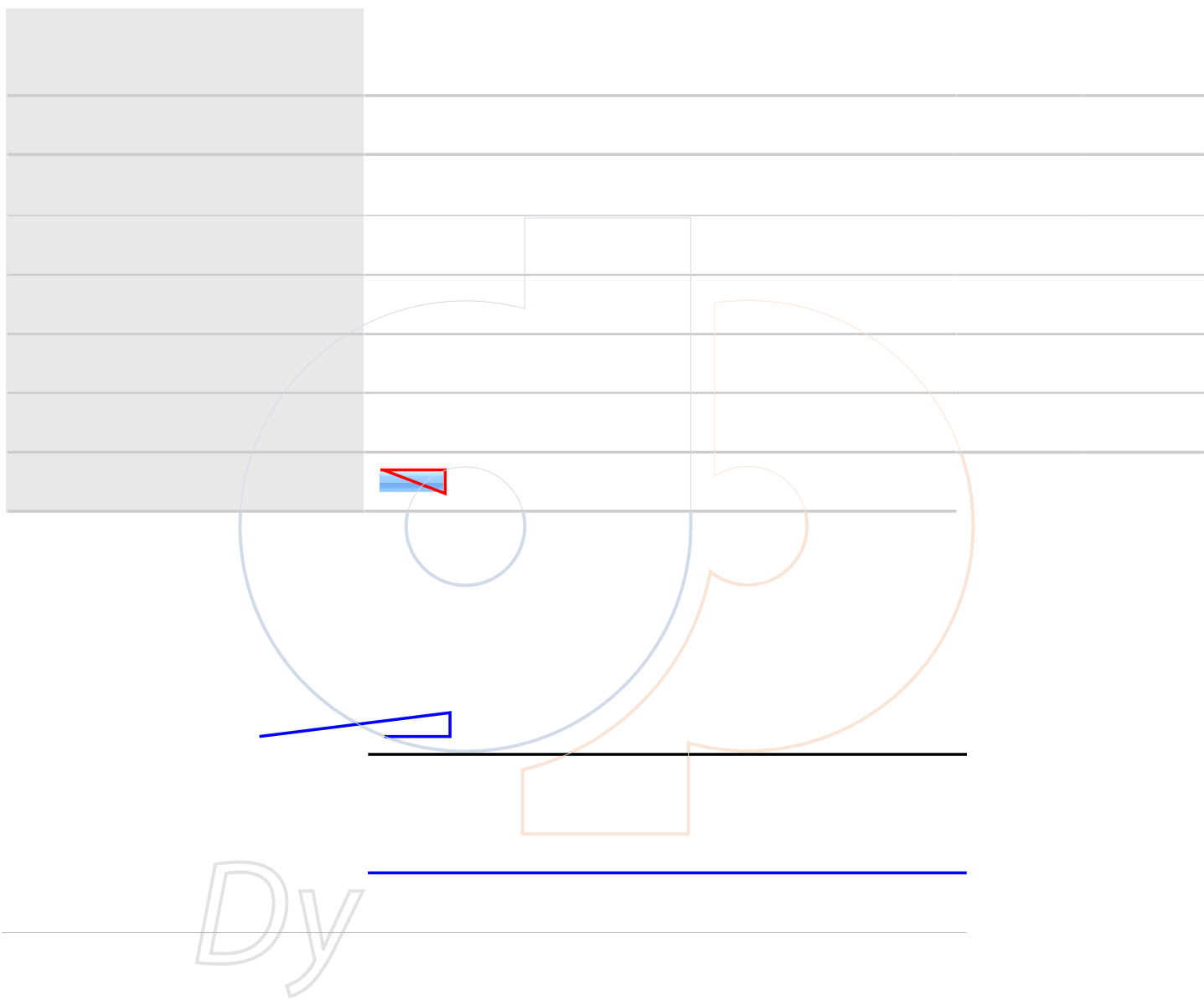
		Response Percent	Response Count
Less than 2.00		0.0%	0
2.00-2.50		0.0%	0
2.51-3.00		11.1%	1
<b>3.01-3.50</b>		<b>55.6%</b>	<b>5</b>
3.51-4.00		33.3%	3
<b>answered question</b>			<b>9</b>
<b>skipped question</b>			<b>0</b>

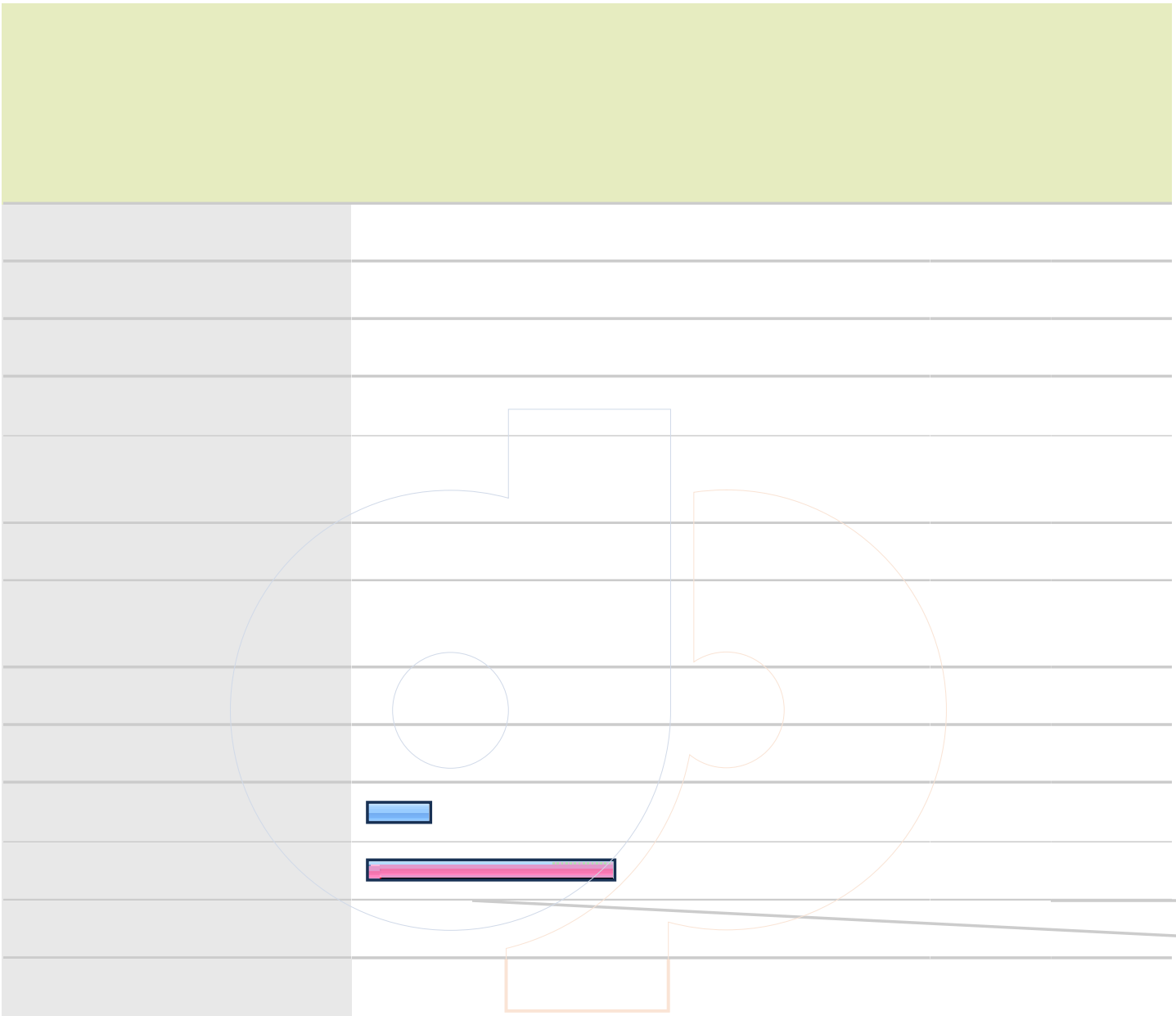
Dy



*Dy*







Dy

**17. 17. Please identify the program/major in which you are earning a degree. If you have a double major, check both of your majors. (Note: Liberal Arts and Integrated Studies Students, check Liberal Arts or Integrated Studies. Do not check your field of study as a major.)**


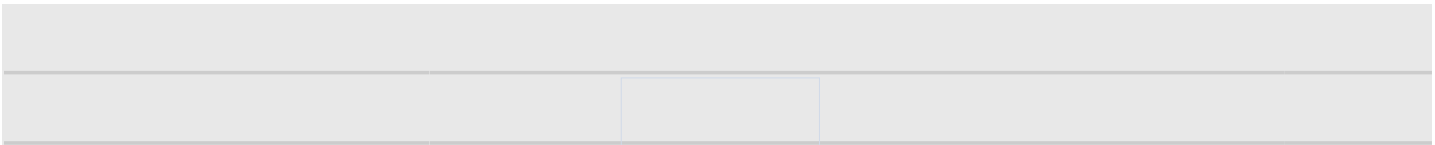
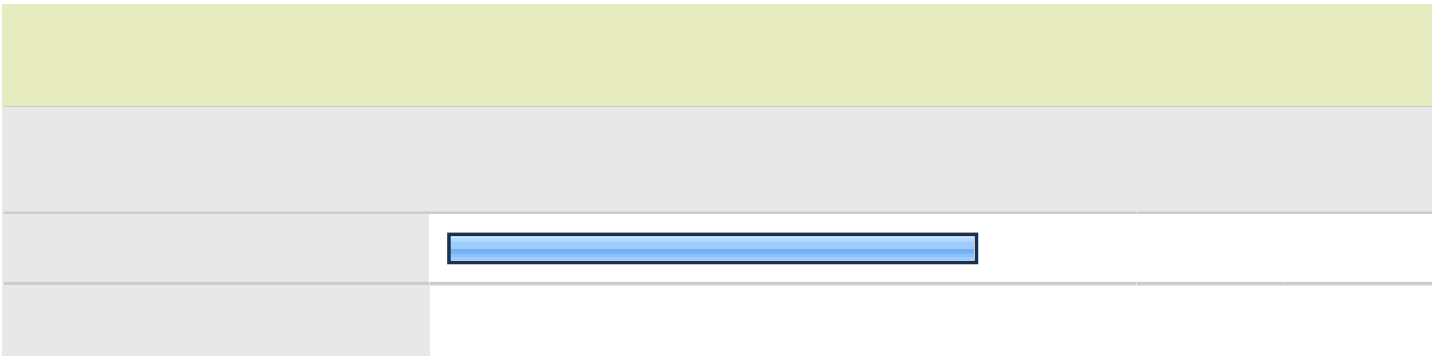
Middle School Education	<input type="checkbox"/>	0.0%	0
Music	<input type="checkbox"/>	0.0%	0
Music Business	<input type="checkbox"/>	0.0%	0
Nonprofit Leadership Studies	<input checked="" type="checkbox"/>	11.1%	1
Nursing	<input type="checkbox"/>	0.0%	0
Nursing/RN to BSN	<input type="checkbox"/>	0.0%	0
Nutrition, Dietetics, & Food Mgmt	<input type="checkbox"/>	0.0%	0
Occupational Safety and Health	<input type="checkbox"/>	0.0%	0
Organizational Communication	<input type="checkbox"/>	0.0%	0
Philosophy	<input type="checkbox"/>	0.0%	0
Physics	<input type="checkbox"/>	0.0%	0
Political Science	<input type="checkbox"/>	0.0%	0
Psychology	<input type="checkbox"/>	0.0%	0
Public Administration	<input type="checkbox"/>	0.0%	0
Public Relations	<input checked="" type="checkbox"/>	11.1%	1
Recreation & Leisure Services	<input type="checkbox"/>	0.0%	0
Social Work	<input type="checkbox"/>	0.0%	0
	<input checked="" type="checkbox"/>		
<b>answered question</b>			<b>9</b>
<b>skipped question</b>			<b>0</b>

**17. 17. Please identify the program/major in which you are earning a degree. If you have a double major, check both of your majors. (Note: Liberal Arts and Integrated Studies Students, check Liberal Arts or Integrated Studies. Do not check your field of study as a major.)**

Television Production		0.0%	0
Theatre	<input checked="" type="checkbox"/>	11.1%	1
Wildlife & Conservation Biology		0.0%	0
<b>answered question</b>			<b>9</b>
<b>skipped question</b>			<b>0</b>

**18. 20. What is the highest degree you eventually hope to receive?**

		Response Percent	Response Count
Associate	<input type="checkbox"/>	0.0%	0
Baccalaureate	<input checked="" type="checkbox"/>	44.4%	4
Graduate	<input checked="" type="checkbox"/>	44.4%	4
Professional	<input checked="" type="checkbox"/>	11.1%	1
<b>answered question</b>			<b>9</b>
<b>skipped question</b>			<b>0</b>



*Dy*



Dy


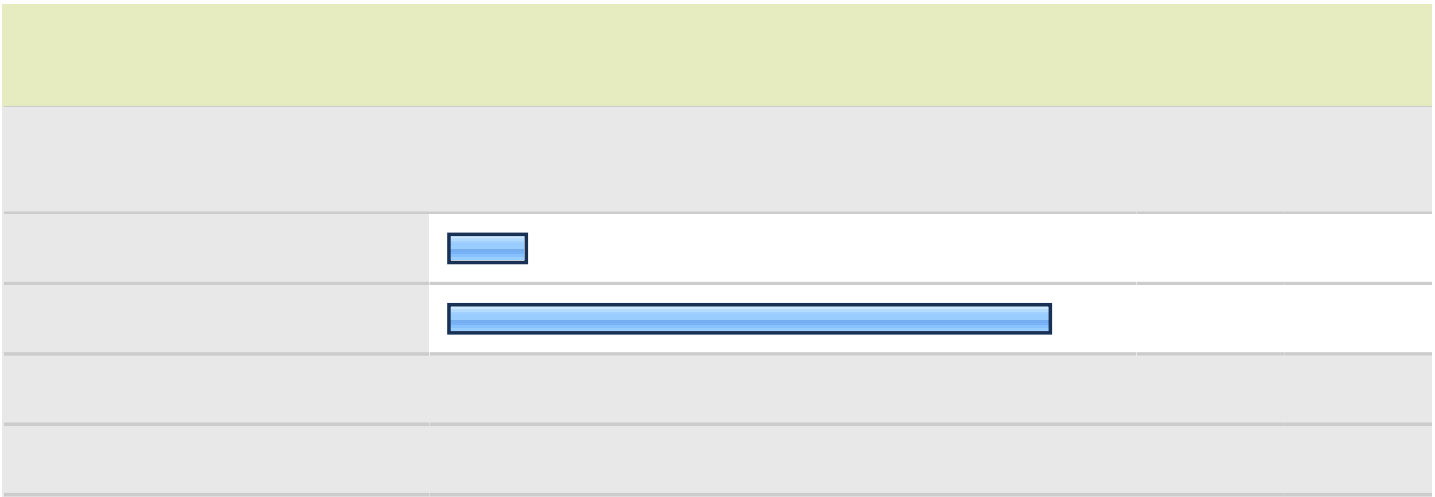


## 22. 24. What time would you have preferred?

	Response Percent	Response Count
Late afternoon	0.0%	0
Evening	0.0%	0
Weekend	0.0%	0
During the day	0.0%	0
Online	0.0%	0
<b>answered question</b>		<b>0</b>
<b>skipped question</b>		<b>9</b>


## 23. 25. Which best describes the location where you completed the majority of your courses?

	Response Percent	Response Count
<b>Murray</b>	<b>100.0%</b>	<b>9</b>
Paducah	0.0%	0
Ft. Campbell	0.0%	0
Madisonville	0.0%	0
Hopkinsville	0.0%	0
Henderson	0.0%	0
Online	0.0%	0
Other (please specify)	0.0%	0
<b>answered question</b>		<b>9</b>
<b>skipped question</b>		<b>0</b>

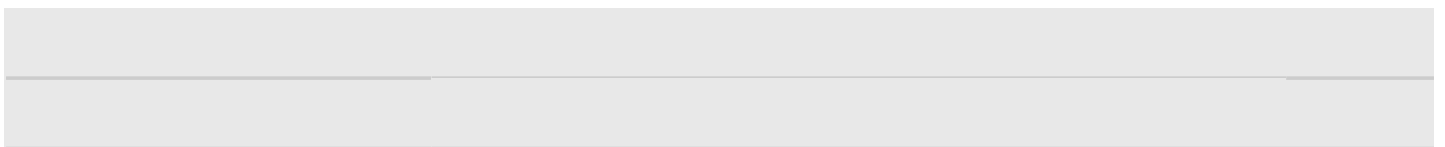
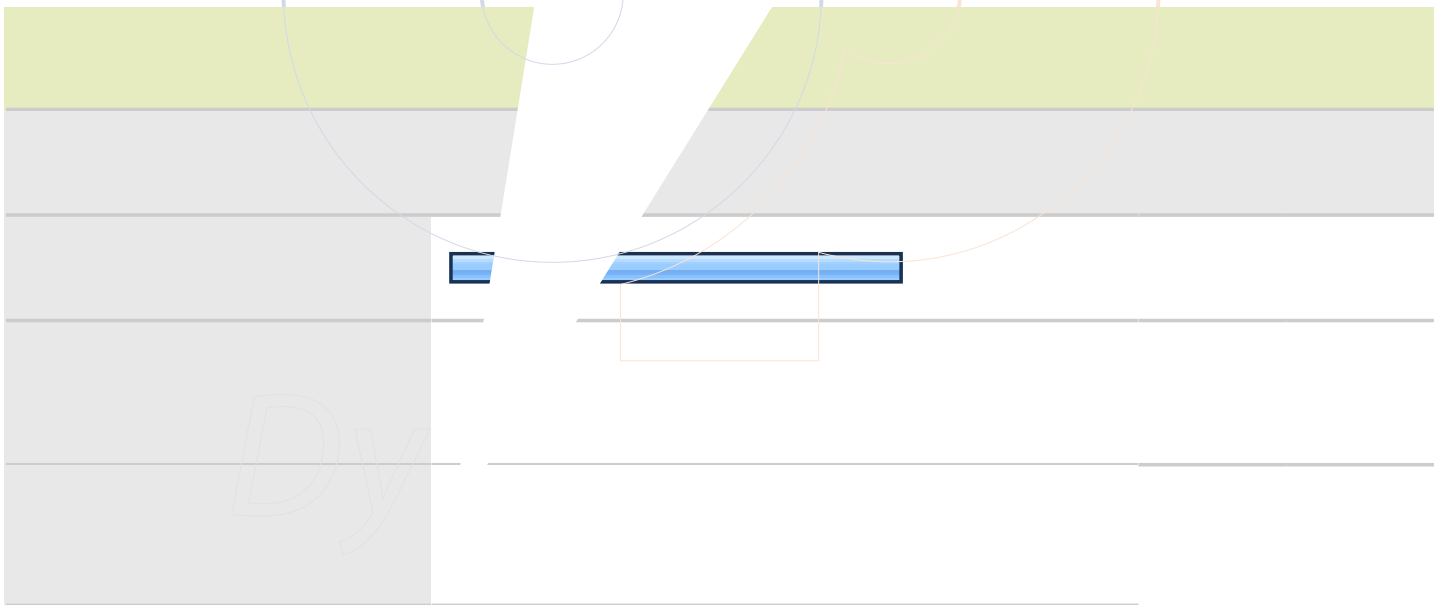
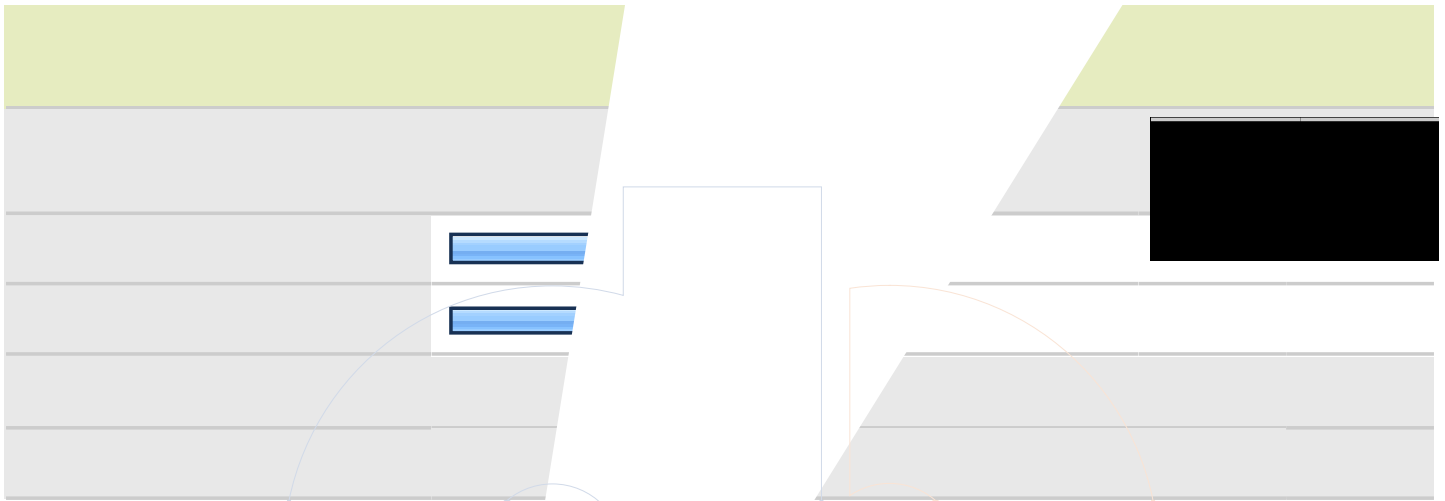



Dy

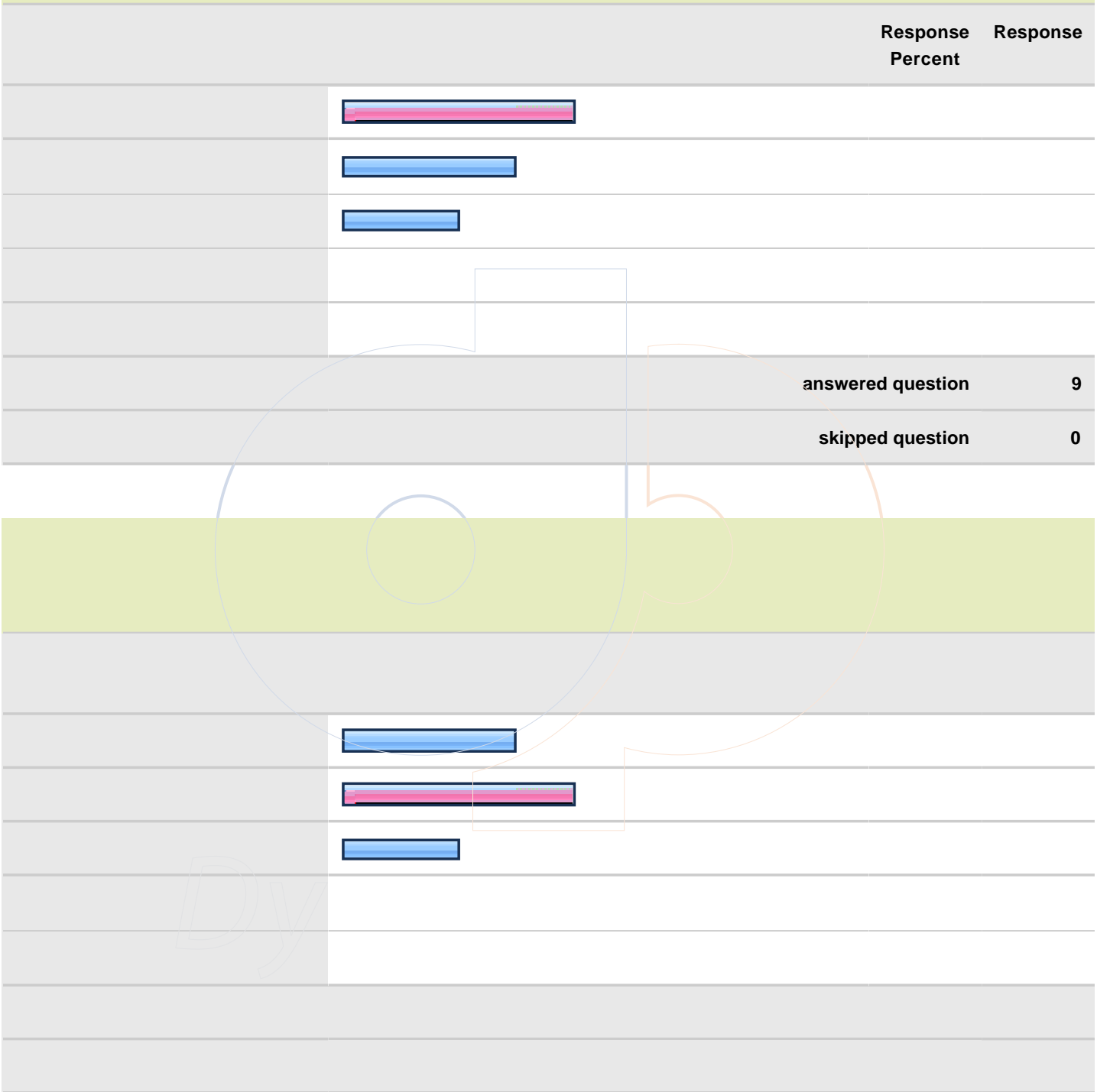
26. 0 0 0 892 0 0 0.9892 8.9025 n 1 12kt it take q 1o h S Q q 1 an extra semester or more



Dy

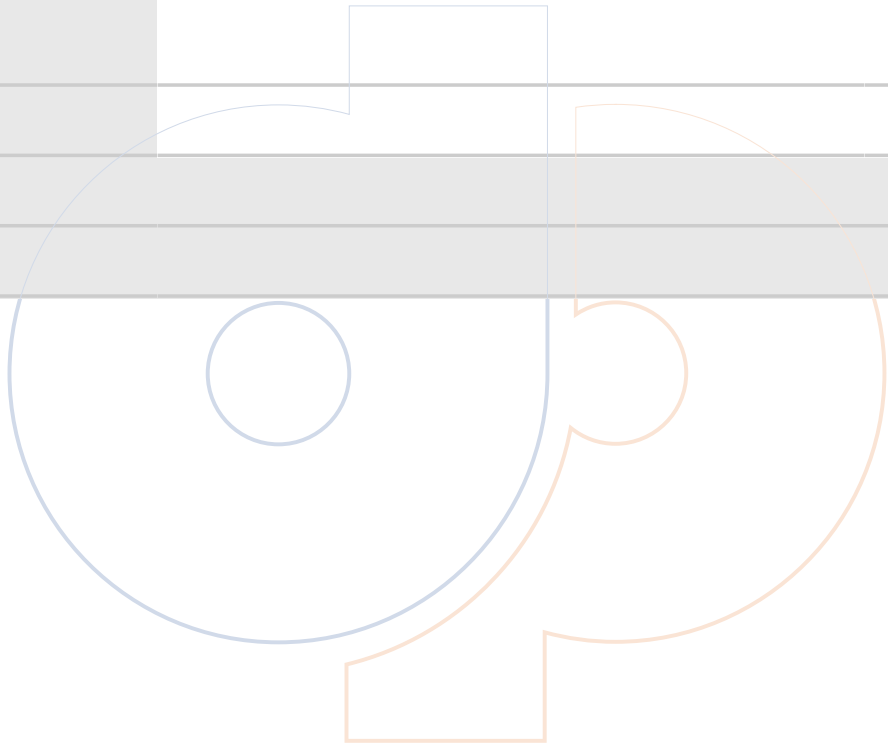


**29. 31. Which statement best describes your experience with off-campus coop/internship?**



05 Which statement best describes your experience with academic advising in your major?


[Blue bar]




Dy

**31. 33. Which statement best describes your experience with academic advising in your major/area?**

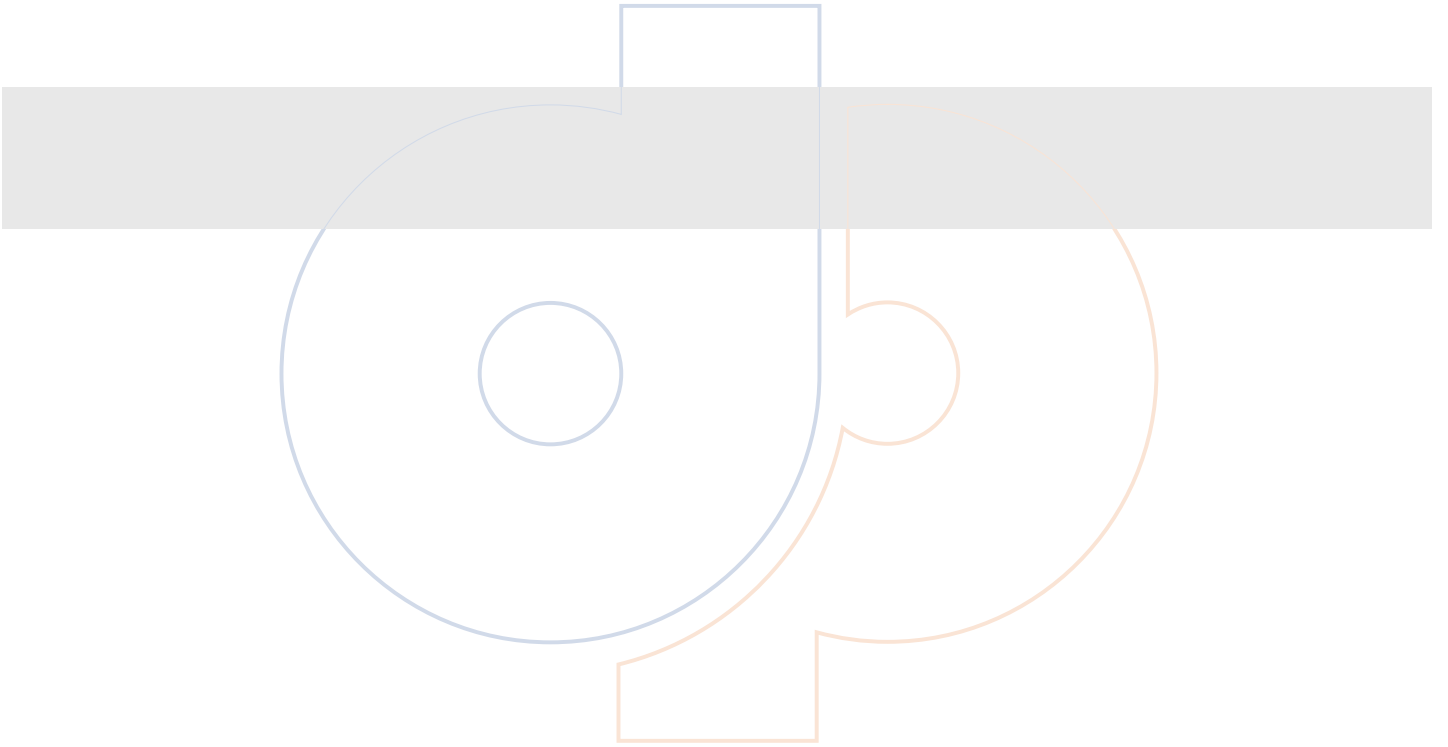

answered question 9

skipped question 0








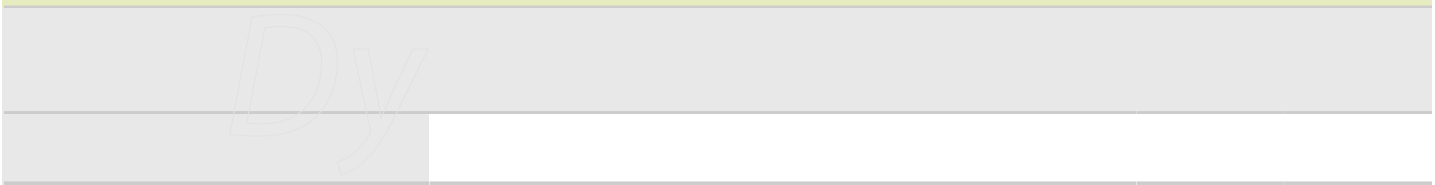




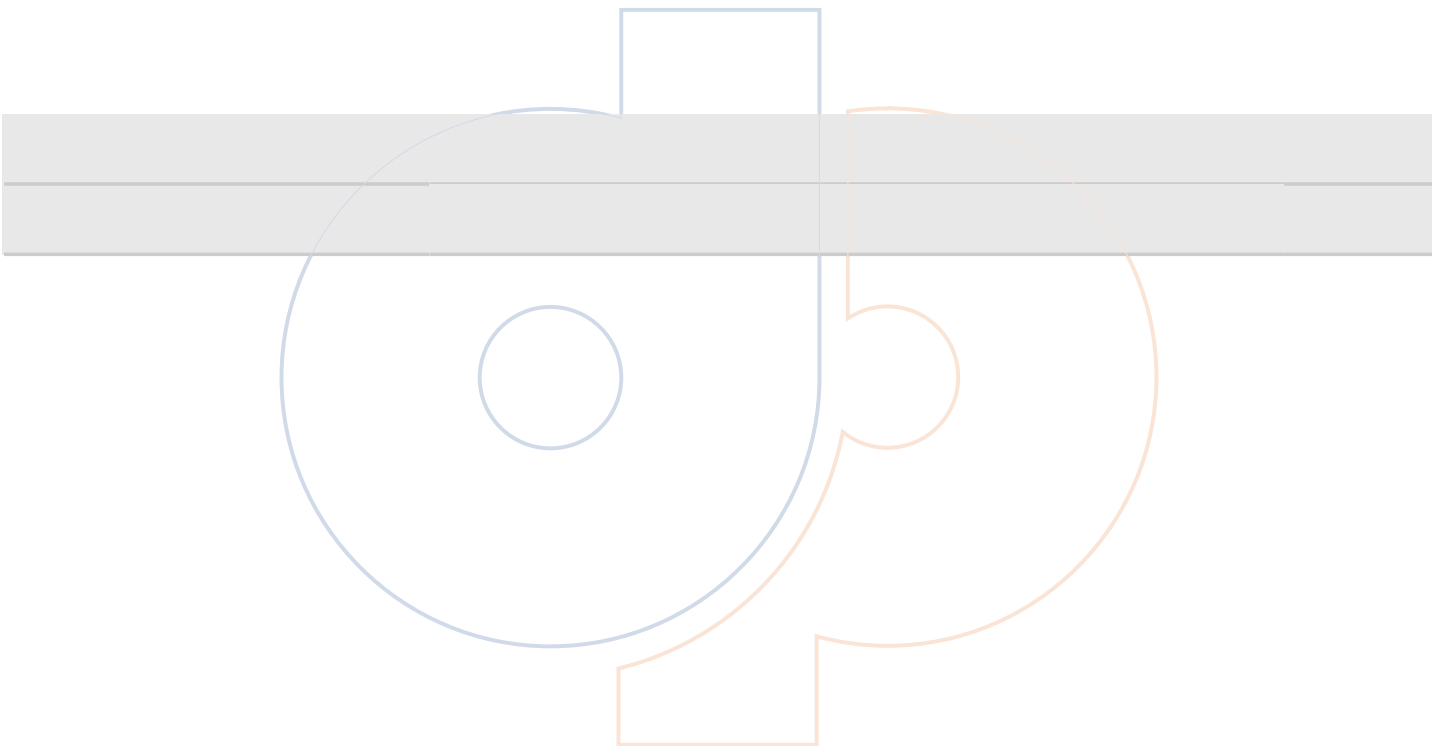
*Dy*

**34. Questions 56-89**For each of these services, activities or programs that you used, please indicate the extent to which you were satisfied that they met your needs. For those that you did not use, mark the "Did Not Use" option.

	Very satisfied	Satisfied	Dissatisfied	Very dissatisfied	Did Not Use	Rating Average	Rating Count
56. African-American/Multicultural Student Services	12.5% (1)	0.0% (0)	12.5% (1)	0.0% (0)	<b>75.0% (6)</b>	3.00	8
57. Blackboard/Canvas	25.0% (2)	<b>75.0% (6)</b>	0.0% (0)	0.0% (0)	0.0% (0)	3.25	8
58. Career Services Office	12.5% (1)	<b>50.0% (4)</b>	12.5% (1)	0.0% (0)	25.0%		
<b>answered question</b>							<b>8</b>
<b>skipped question</b>							<b>1</b>

69. Internet and wireless access for study and research needs	12.5% (1)	<b>50.0% (4)</b>	12.5% (1)	25.0% (2)	0.0% (0)	2.50	8
70. Intramural Sports and Recreation	0.0% (0)	<b>50.0% (4)</b>	0.0% (0)	0.0% (0)	<b>50.0% (4)</b>	3.00	8
71. LGBT programs	0.0% (0)	12.5% (1)	<b>0.0% (0)</b>	<b>0.0% (0)</b>	<b>87.5% (7)</b>	3.00	8
72/GS q q 0.98917 0 0 -r3 0 Td (0.0% (0) Ce2067/Develop0 0 -0.98917 0 540 cm 0 0 m 409.438 0   409.438 545.912   0 545.912							
73							
74							
75							
76							
77							
78							
79							
80							
81							
82							
83							
84							
85							
86							
87							
88							
89							
90							
91							
92							
93							
94							
95							
96							
97							
98							
99							
100							

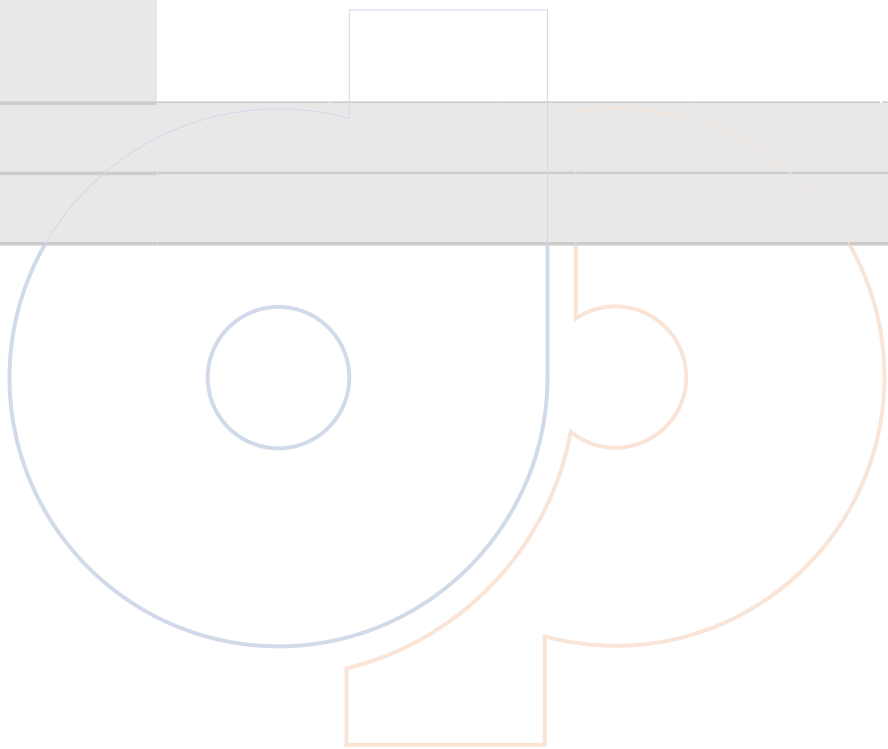
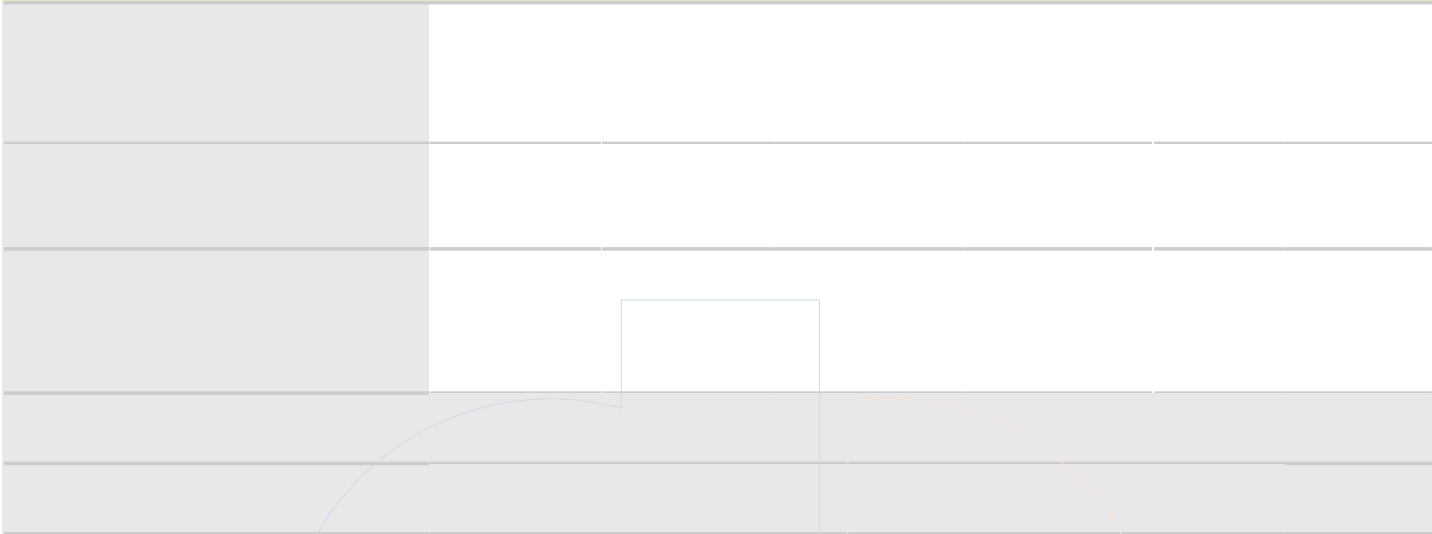





Dy





**38. Questions 93-102 The University has formulated ten desired "Characteristics of the Murray State University Graduate." Please indicate how effective your MSU experience was in enhancing your abilities in each area.**

	Very effective	Effective	Ineffective	Very ineffective	Rating Average	Rating Count
93. Engage in mature, independent and creative thought and express that thought effectively in oral and written communication;	50.0% (4)	50.0% (4)	0.0% (0)	0.0% (0)	3.50	8
94. Understand and apply the critical and scientific methodologies that academic disciplines employ to discover knowledge and ascertain its validity;	50.0% (4)	50.0% (4)	0.0% (0)	0.0% (0)	3.50	8
95. Apply sound standards of information gathering, analysis and evaluation to reach logical decisions;	37.5% (3)	62.5% (5)	0.0% (0)	0.0% (0)	3.38	8
96. Understand the roles and applications of science and technology in the solution of the problems of a changing world;	37.5% (3)	50.0% (4)	12.5% (1)	0.0% (0)	3.25	8
97. Demonstrate a critical understanding of the world's historical, literary, philosophical and artistic traditions;	50.0% (4)	50.0% (4)	0.0% (0)	0.0% (0)	3.50	8
98. Understand the dynamics of cultural diversity, of competing economic and political systems, and of complex moral and ethical issues;	62.5% (5)	25.0% (2)	12.5% (1)	0.0% (0)	3.50	8
99. Understand the nature of and engage in ethical behavior and responsible citizenship;	50.0% (4)	50.0% (4)	0.0% (0)	0.0% (0)	3.50	8
	<b>answered question</b>					<b>8</b>
	<b>skipped question</b>					<b>1</b>



*Dy*

### 39. 103. What do you expect to do after you graduate?

		Response Percent	Response Count
I am unsure of my immediate plans.		12.5%	1
<b>I will look for a job.</b>		<b>50.0%</b>	<b>4</b>
I will continue working in the position I now have.		0.0%	0
I will work at a position I recently accepted.		12.5%	1
I will do additional undergraduate work.		0.0%	0
I will go to graduate school.		25.0%	2
I will go to law school.		0.0%	0
		<b>answered question</b>	<b>8</b>
		<b>skipped question</b>	<b>1</b>



I will continue working in the position I now have.

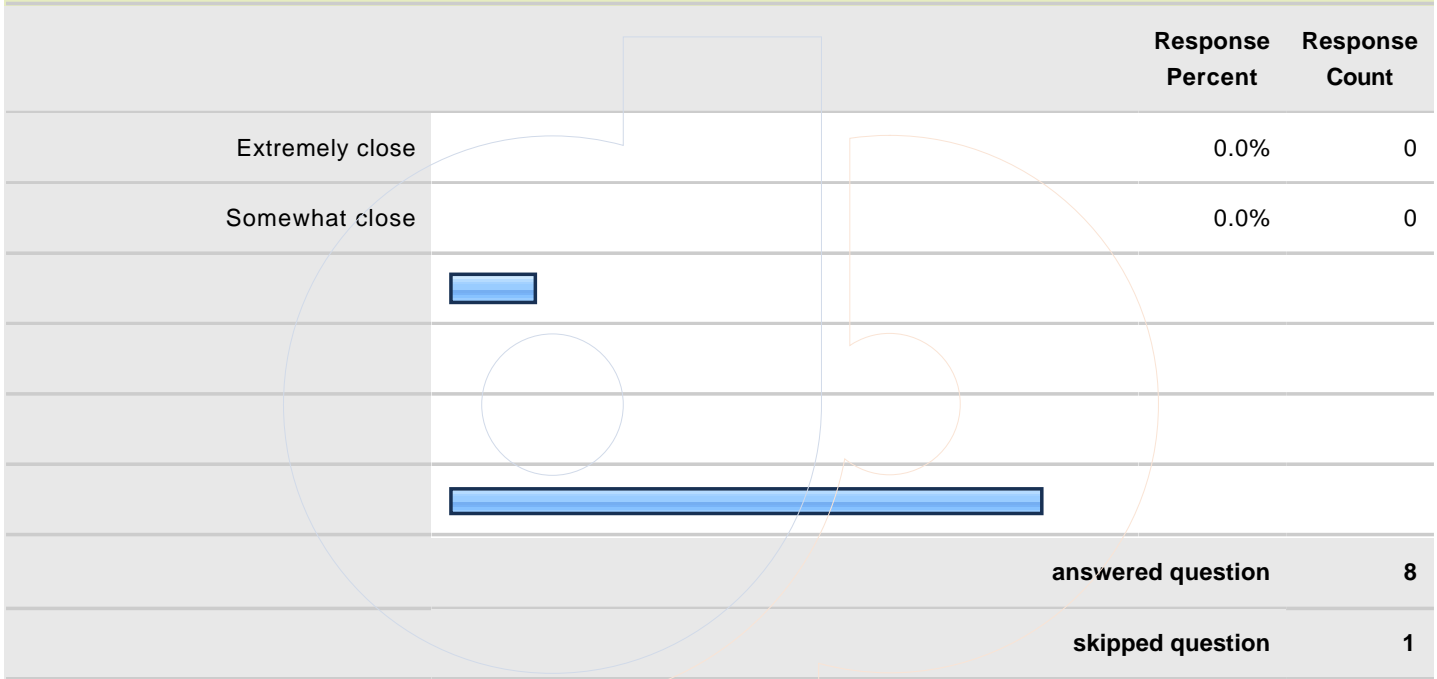
†



### 39. 103. What do you expect to do after you graduate?

answered question	8
skipped question	1

### 40. 104. If you are already employed, how closely related is your job to your field of study?



Dy

### 41. 105. If you intend to work full-time, what do you expect your salary to be?




		Response Percent	Response Count
Above \$75,000		0.0%	0
\$65,000 - \$75,000		12.5%	1
\$55,000 - \$64,999		0.0%	0
\$45,000 - \$54,999		0.0%	0
<b>\$35,000 - \$44,999</b>		<b>37.5%</b>	<b>3</b>
\$25,000 - \$34,999		25.0%	2
Below \$25,000		0.0%	0
Does not apply		25.0%	2
<b>answered question</b>			<b>8</b>
<b>skipped question</b>			<b>1</b>

Dy



**41. 105. If you intend to work full-time, what do you expect your salary to be?**


answered question	8
skipped question	1

**42. 106. If you intend to continue your education, please indicate which statement best describes the institution you will attend.**

		Response Percent	Response Count
Murray State University		0.0%	0
University/College in Kentucky		12.5%	1
University/College outside Kentucky		37.5%	3
Does not apply		50.0%	4
		answered question	8
		skipped question	1

**43. 107. "I would recommend Murray State University to a prospective student."**

		Response Percent	Response Count
Strongly agree		50.0%	4
Agree		50.0%	4
Disagree		0.0%	0
Strongly disagree		0.0%	0
		answered question	8
		skipped question	1





*Dy*

**45. 17. Please identify the program/major in which you are earning a degree. If you have a double major, check both of your majors. (Note: Liberal Arts and Integrated Studies Students, check Liberal Arts or Integrated Studies. Do not check your field of study as a major.)**






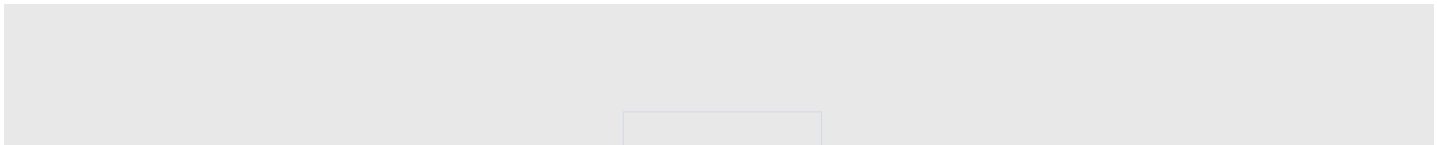


**45. 17. Please identify the program/major in which you are earning a degree. If you have a double major, check both of your majors. (Note: Liberal Arts and Integrated Studies Students, check Liberal Arts or Integrated Studies. Do not check your field of study as a major.)**

A large rectangular area for text entry, featuring a light gray vertical bar on the left side and horizontal gray lines across the rest of the space. A large, faint watermark logo is visible in the center of the text area. The logo consists of a blue outline of a stylized letter 'D' with a smaller blue circle inside it, and an orange outline of a stylized letter 'P' to its right.

answered question





*Dy*