








3. 3. Ethnic Background

		Response Percent	Response Count
White		84.8%	67
Black/African-American		11.4%	9
Asian		0.0%	0
Hispanic/Latino		1.3%	1
American Indian/Alaskan Native		0.0%	0
Native Hawaiian/Other Pacific Islander		0.0%	0
Two or more races		2.5%	2
		answered question	79
		skipped question	0

4. 4. Are you a U.S. citizen?

		Response Percent	Response Count
Yes		100.0%	79
No		0.0%	0
		answered question	79
		skipped question	0

5. 5. What is your residency classification at MSU?

		Response Percent	Response Count
In-state		88.6%	70
Out-of-state		11.4%	9
International		0.0%	0
answered question			79
skipped question			0



5. 5. What is your residency classification at MSU?


answered question	79
skipped question	0

6. 6. Age

		Response Percent	Response Count
24 or younger		72.2%	57
25-34		11.4%	9
35-44		11.4%	9
45 or older		5.1%	4
		answered question	79
		skipped question	0

7. 7. Has either of your parents received a bachelor's degree?

		Response Percent	Response Count
Yes		38.0%	30
No		62.0%	49
		answered question	79
		skipped question	0



Dy

11. 11. Approximately what percent of your University Studies (general education) classes did you take at MSU?

		Response Percent	Response Count
Under 25%		63.4%	26
25-49%		17.1%	7
50-74%		19.5%	8
75-100%		0.0%	0
answered question			41
skipped question			38

12. 12. What has been your attendance status at MSU?

		Response Percent	Response Count
Primarily full-time		100.0%	79
Primarily part-time		0.0%	0
answered question			79
skipped question			0

Dy

13. 13. In which Residential College are you a member?

answered question



[Redacted]

[Redacted]

[Redacted]

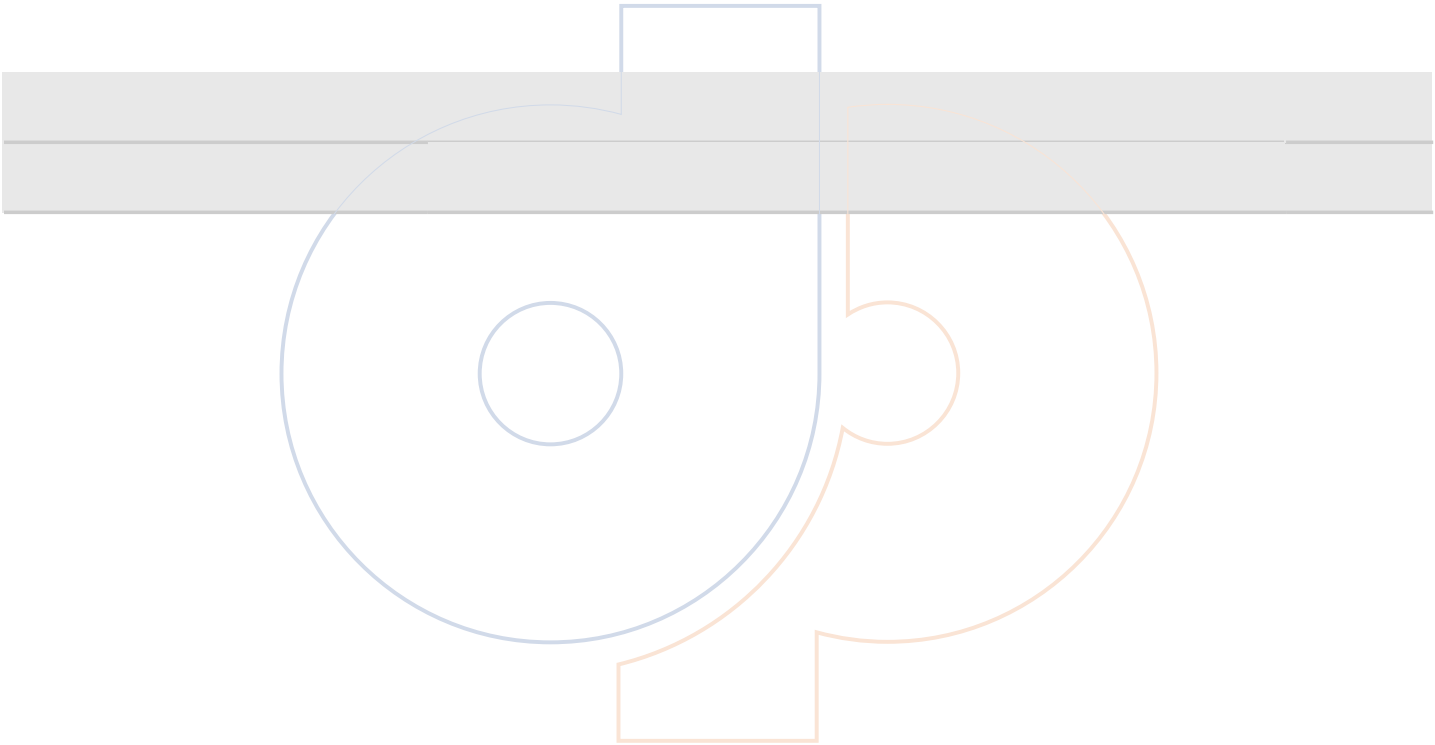
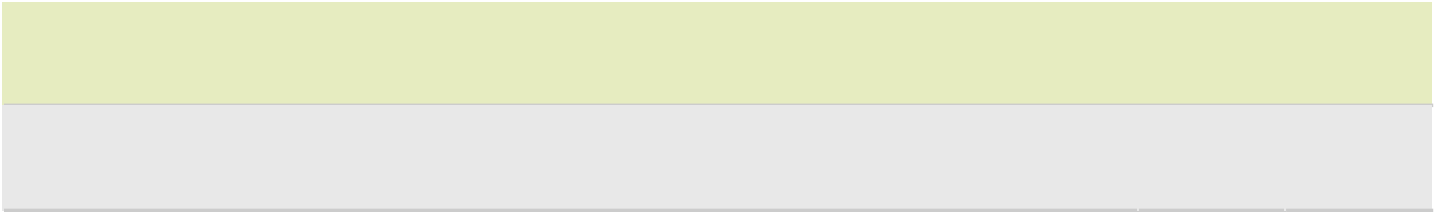
[Redacted]

[Redacted]

[Redacted]

[Redacted]

[Redacted]



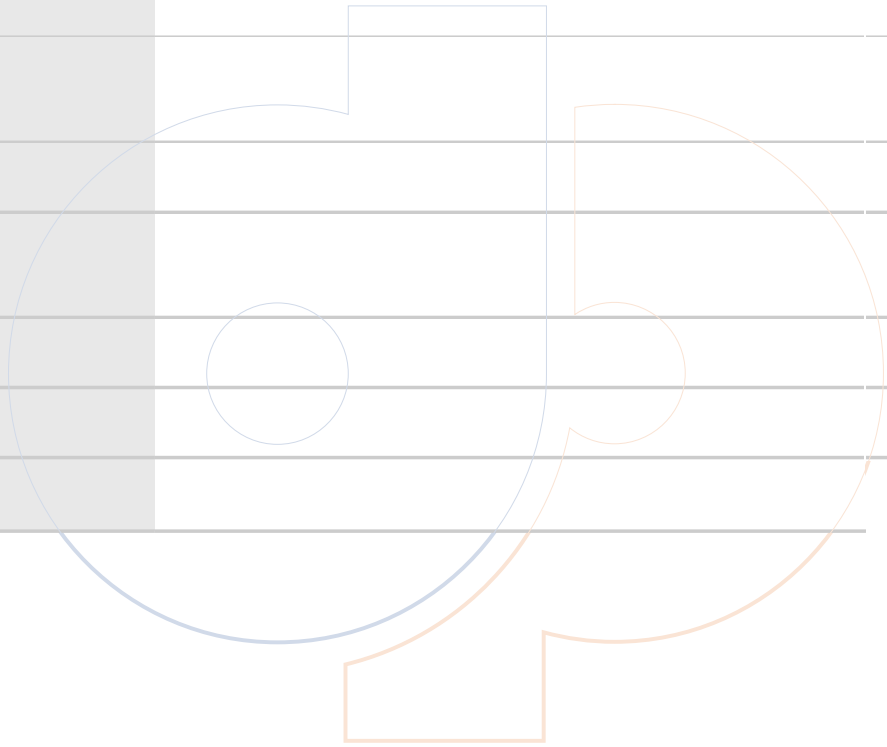


Dy

17. 17. Please identify the program/major in which you are earning a degree. If you have a double major, check both of your majors. (Note: Liberal Arts and Integrated Studies Students, check Liberal Arts or Integrated Studies. Do not check your field of study as a major.)

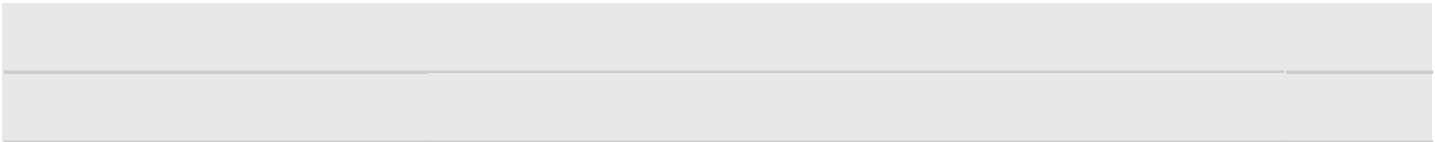
		Response Percent	Response Count
Accounting		0.0%	0
Advertising		0.0%	0
Agricultural Science & Technology (associate's)		0.0%	0
Agricultural Science (bachelor's)		0.0%	0
Animal Technology/Animal-Equine		0.0%	0
Animal Technology/Vet Tech, Pre-Vet		0.0%	0
Applied Physics		0.0%	0
Art		0.0%	0
Athletic Training		0.0%	0
Biology		0.0%	0
Business Administration (associate's)		0.0%	0
Business Administration (bachelor's)		0.0%	0
Career & Technical Education (associate's)		0.0%	0
Career & Technical Education (bachelor's)		0.0%	0
Chemistry	<input checked="" type="checkbox"/>	1.3%	1
Civil Engineering Technology (associate's)		0.0%	0
answered question			79
skipped question			0



Dy

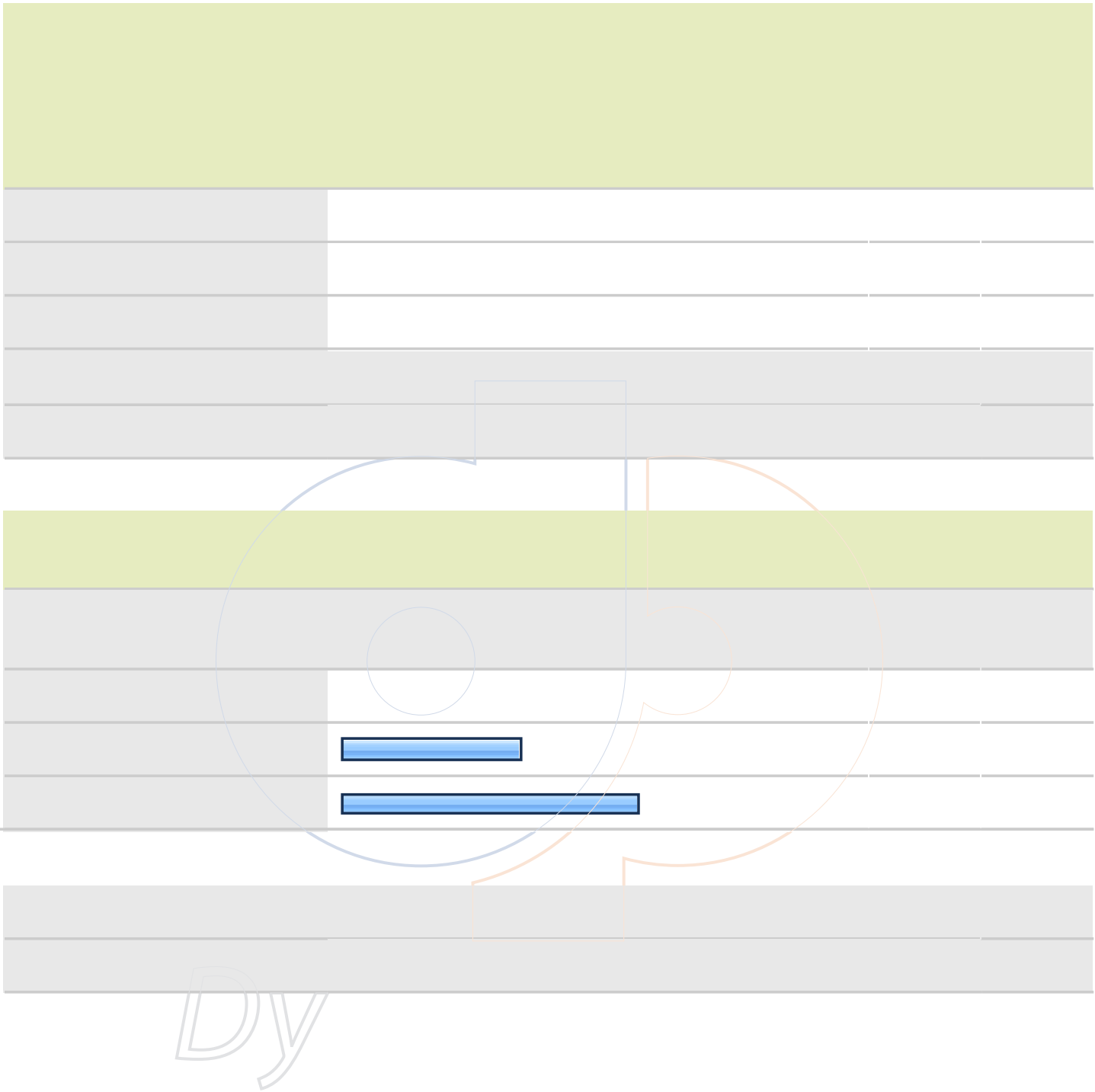


Dy







17. 17. Please identify the program/major in which you are earning a degree. If you have a double major, check both of your majors. (Note: Liberal Arts and Integrated

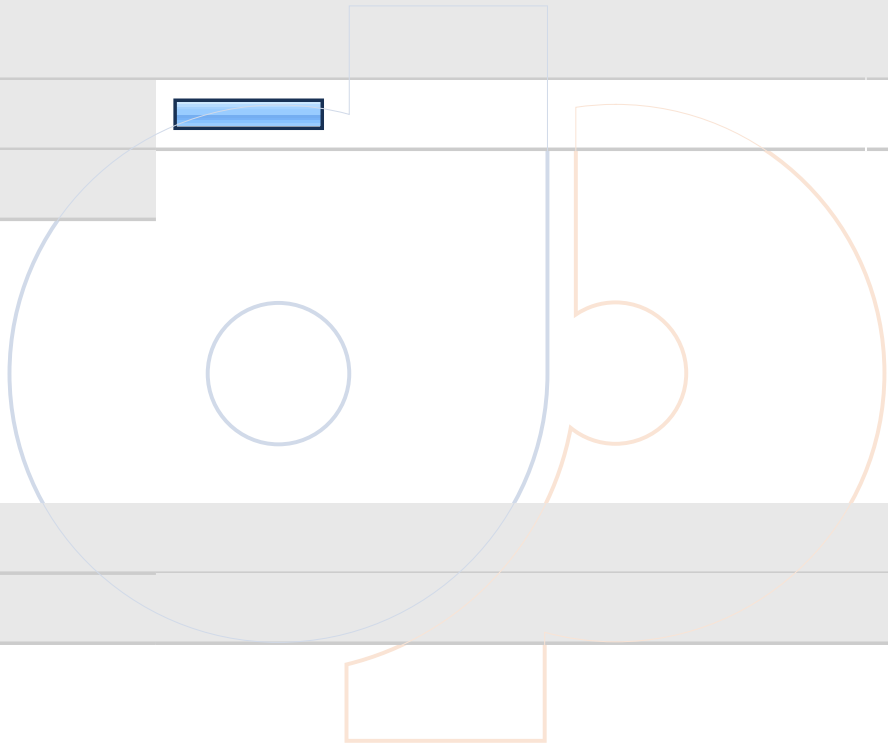
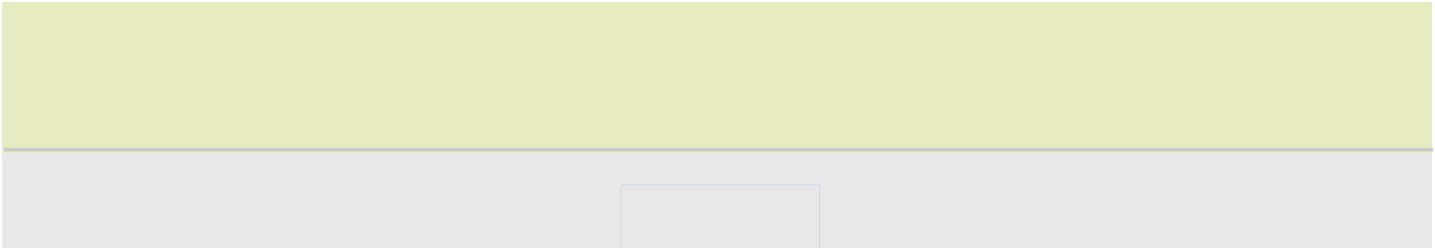

A series of horizontal lines for text entry, with a grey vertical bar on the left side. Several lines have small blue rectangular checkboxes. A large, faint watermark of the number '13' is overlaid on the text area. A faint 'DynamicPDF' watermark is also visible in the lower-left portion of the form area.



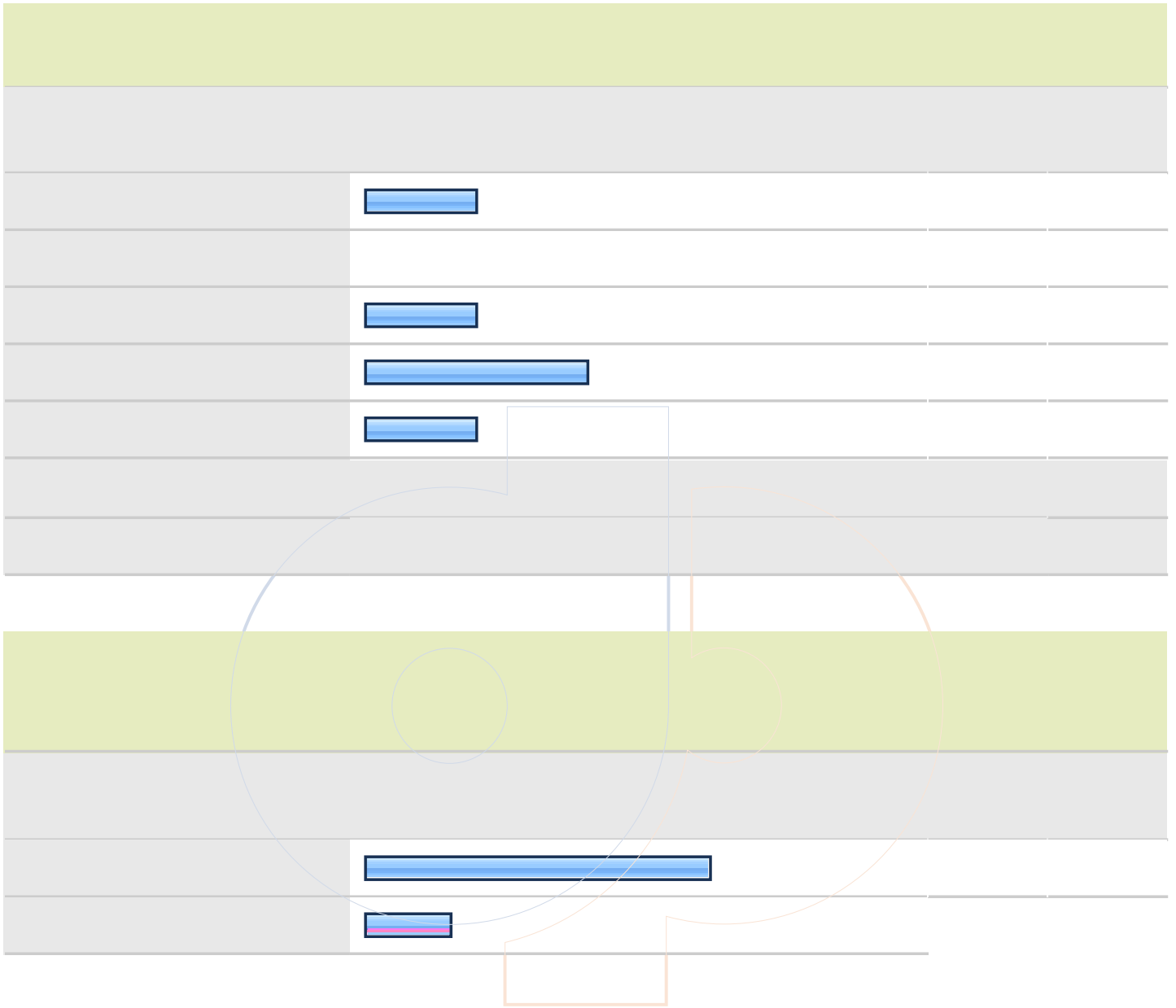
19. 21. Which best describes your situation?

		Response Percent	Response Count
Did not change major/area		45.6%	36
Did not initially declare major/area		6.3%	5
Changed major/area		48.1%	38
		answered question	79
		skipped question	0


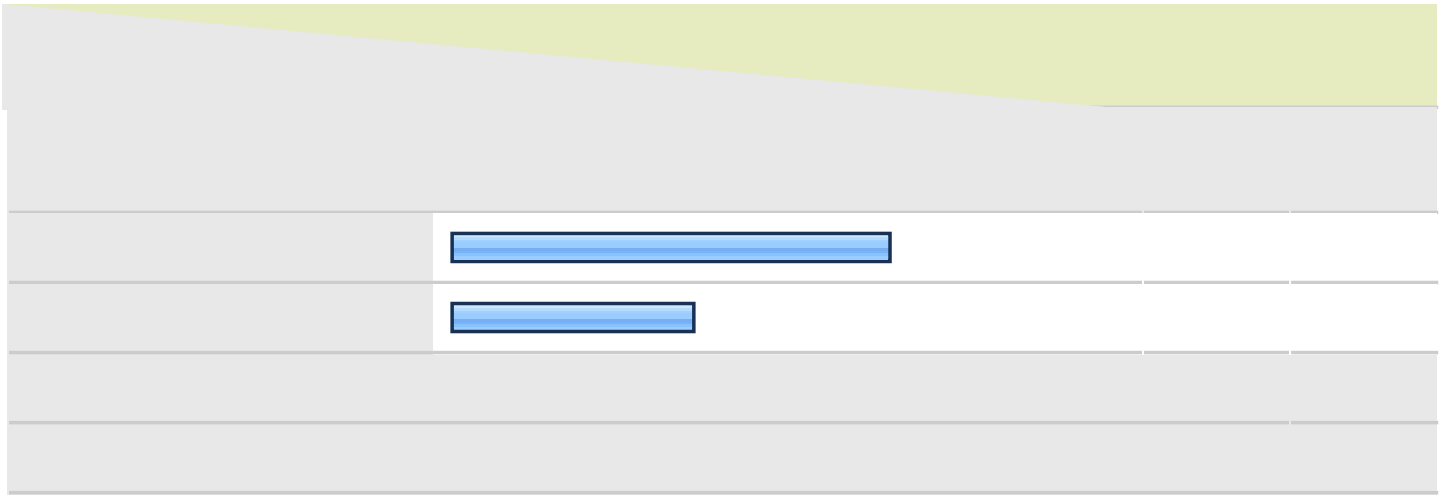




Dy

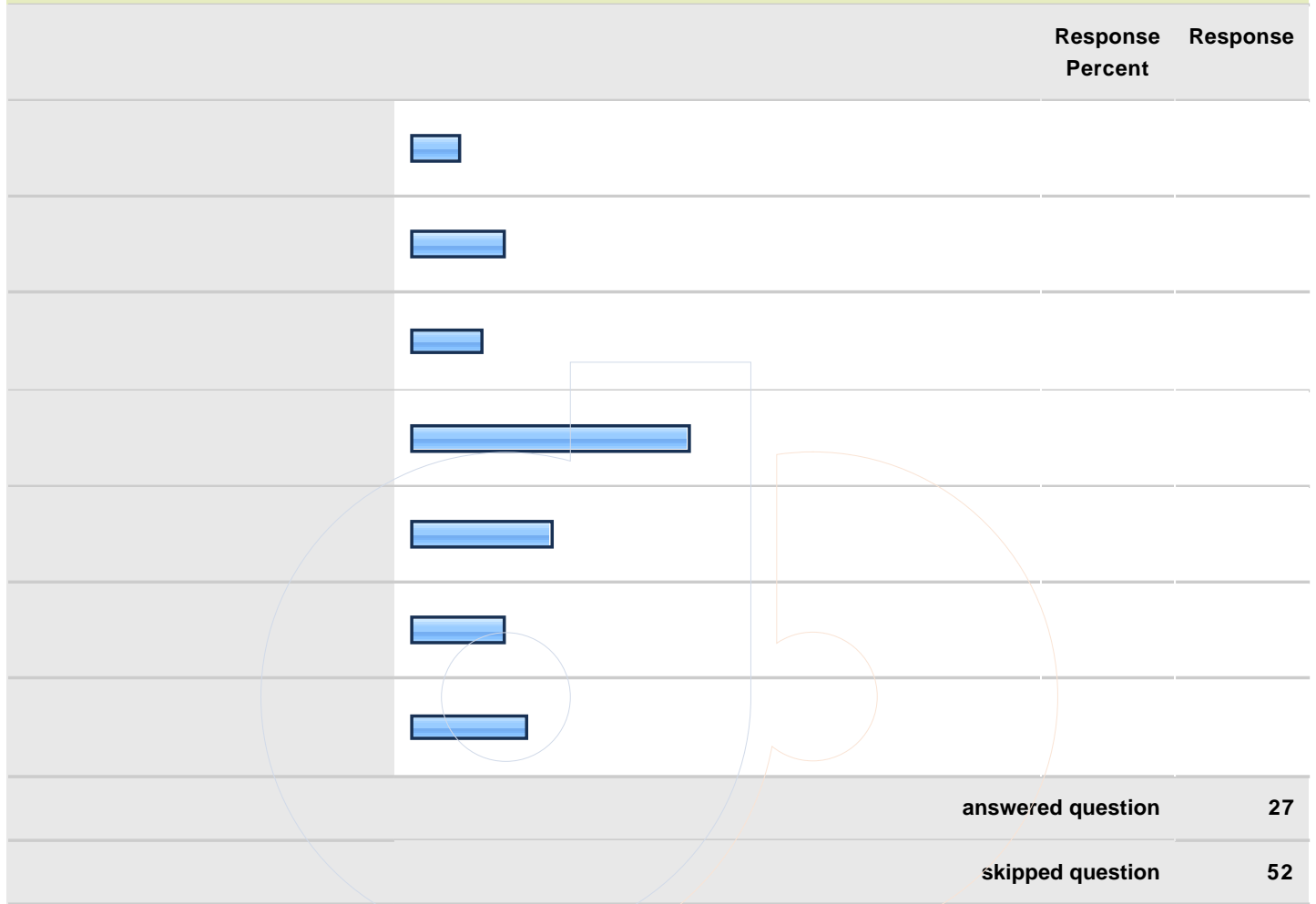


Dy



Dy

26. 28. Why did it take you an extra semester or more?





Dy





26. 28. Why did it take you an extra semester or more?

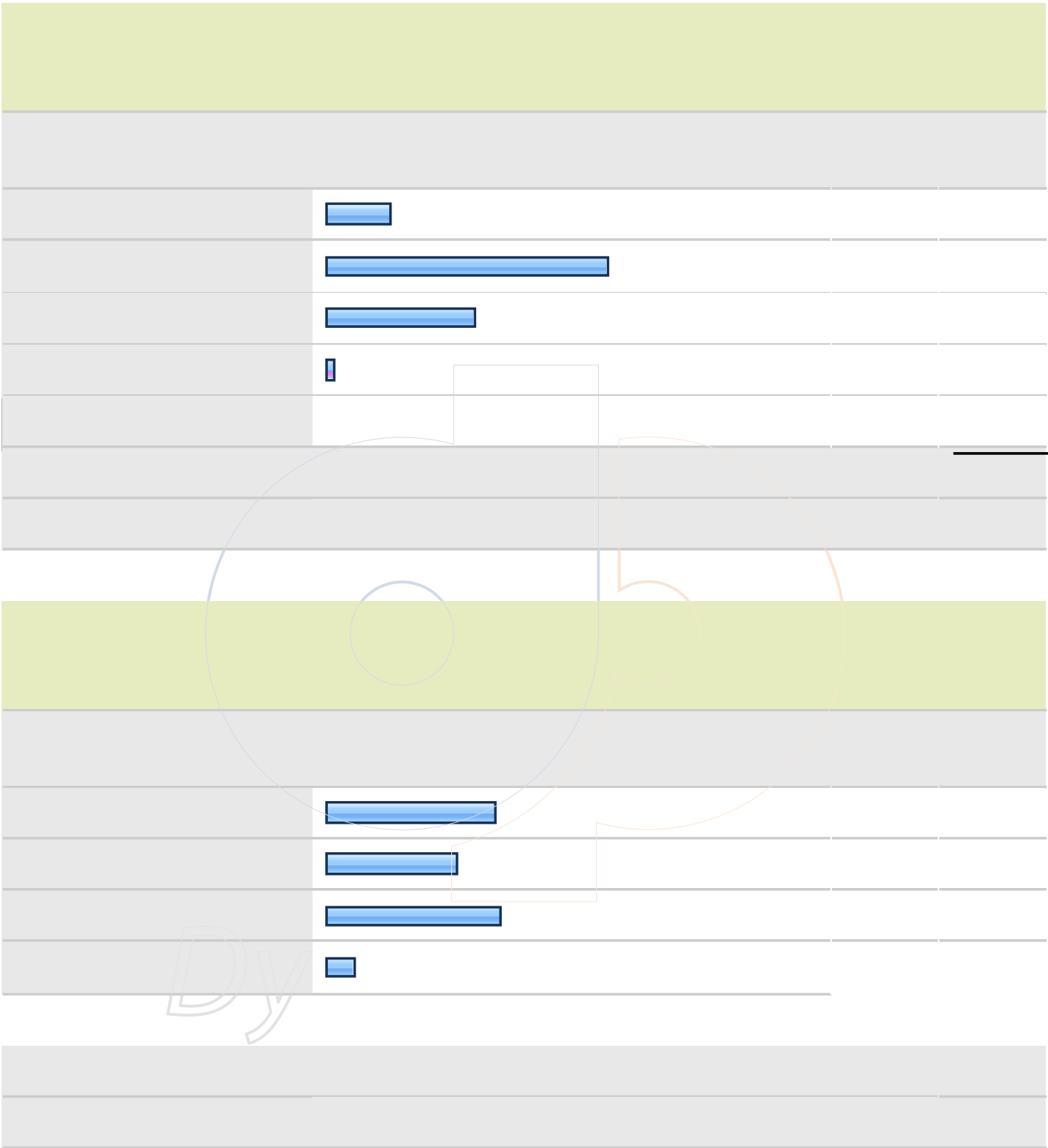
answered question	27
skipped question	52

27. 29. Did you have trouble getting any course(s) you needed while at Murray State?





		Response Percent	Response Count
Yes		7.7%	6
No		92.3%	72
		answered question	78
		skipped question	1

28. 30. Why did you have trouble getting the course?

		Response Percent	Response Count
The course was not offered the semester I needed it.		16.7%	1
The course was not offered at hours convenient to my work schedule.		50.0%	3
The course was not offered at hours suitable for my school schedule.		16.7%	1
All course sections were closed.		16.7%	1
I was unaware of the prerequisites for the course.		0.0%	0
		answered question	6
		skipped question	73



31. 33. Which statement best describes your experience with academic advising in your major/area?


		Response Percent	Response Count
Cannot judge; I did not make use of the opportunity.		1.3%	1
I was satisfied with information my adviser provided.		87.2%	68
Advice was inaccurate, incomplete, or misleading.		10.3%	8
My adviser was not available.		1.3%	1
		answered question	78
		skipped question	1

Dy

31. 33. Which statement best describes your experience with academic advising in your major/area?


answered question 78


skipped question 1






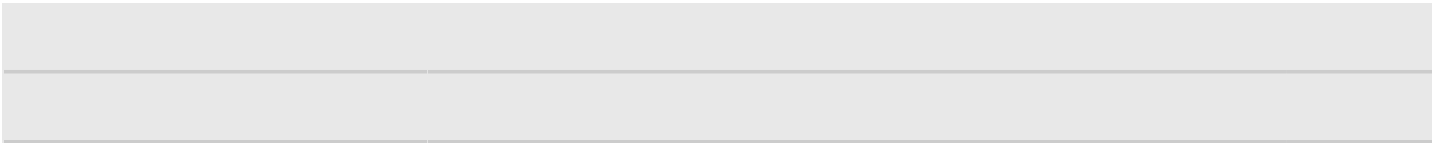
Dy








Dy

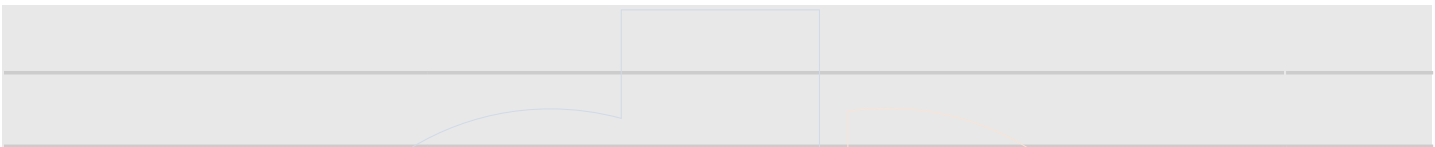
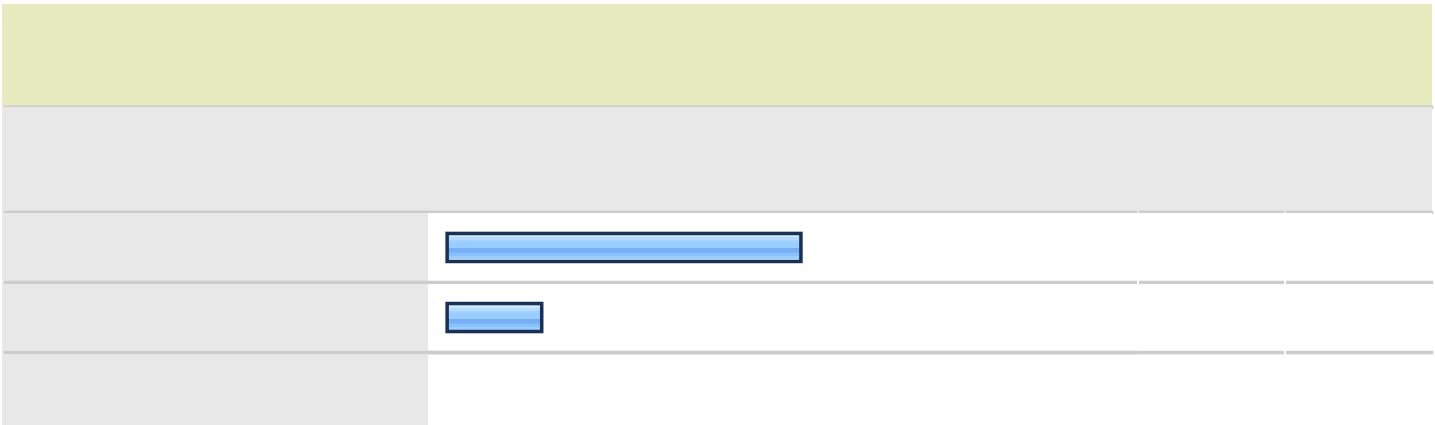


34. Questions 56-89 For each of these services, activities or programs that you used, please indicate the extent to which you were satisfied that they met your needs. For those that you did not use, mark the "Did Not Use" option.


68. International student support services	6.8% (5)	15.1% (11)	0.0% (0)	0.0% (0)	78.1% (57)	3.31	73
69. Internet and wireless access for study and research needs	19.2% (14)	57.5% (42)	9.6% (7)	0.0% (0)	13.7% (10)	3.11	73
70. Intramural Sports and Recreation	12.3% (9)	24.7% (18)	0.0% (0)	0.0% (0)	63.0% (46)	3.33	73
71. LGBT programs	6.8% (5)	15.1% (11)	0.0% (0)	0.0% (0)	78.1% (57)	3.31	73
72. Lowry Center/Developmental courses and tutoring	9.7% (7)	19.4% (14)	0.0% (0)	0.0% (0)	70.8% (51)	3.33	72
73. Library	37.0% (27)	43.8% (32)	0.0% (0)	0.0% (0)	19.2% (14)	3.46	73
74. MSU web site	32.9% (24)	61.6% (45)	0.0% (0)	1.4% (1)	4.1% (3)	3.31	73
75. NCAA Sports	15.5% (11)	26.8% (19)	1.4% (1)	0.0% (0)	56.3% (40)	3.32	71
76. Online courses that are not Blackboard or Canvas	11.0% (8)	24.7% (18)	1.4% (1)	0.0% (0)	63.0% (46)	3.26	73
77. Public Safety/Security Services	30.1% (22)	38.4% (28)	0.0% (0)	2.7% (2)	28.8% (21)	3.35	73
78. Registration through myGate	37.5% (27)	58.3% (42)	1.4% (1)	0.0% (0)	2.8% (2)	3.37	72
79. Residential College programming and activities	21.9% (16)	30.1% (22)	1.4% (1)	0.0% (0)	46.6% (34)	3.38	73
80. Scholarships/grants/student employment	23.3% (17)	60.3% (44)	8.2% (6)	0.0% (0)	8.2% (6)	3.16	73
81. Services for non-traditional students	12.3% (9)	24.7% (18)	2.7% (2)	1.4% (1)	58.9% (43)	3.17	73
answered question							73
skipped question							6



Dy



Dy



35. 90. To what extent did you participate in Residential College activities?

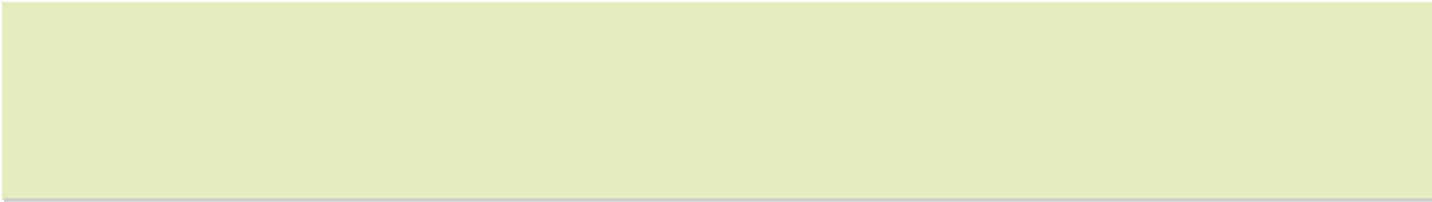
answered question	73
skipped question	6

36. 91. Which phrase best describes your opinion of Residential Colleges?

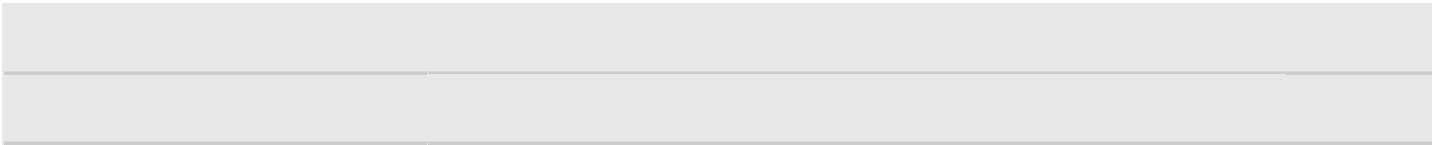
		Response Percent	Response Count
Not familiar with Residential Colleges		47.9%	35
Very positive		17.8%	13
Positive		30.1%	22
Negative		4.1%	3
Very negative		0.0%	0
		answered question	73
		skipped question	6

37. 92. When you graduate how many times will you have studied abroad during your university career?

		Response Percent	Response Count
None		86.3%	63
One		11.0%	8
Two		2.7%	2
Three or more		0.0%	0
		answered question	73
		skipped question	6





Dy



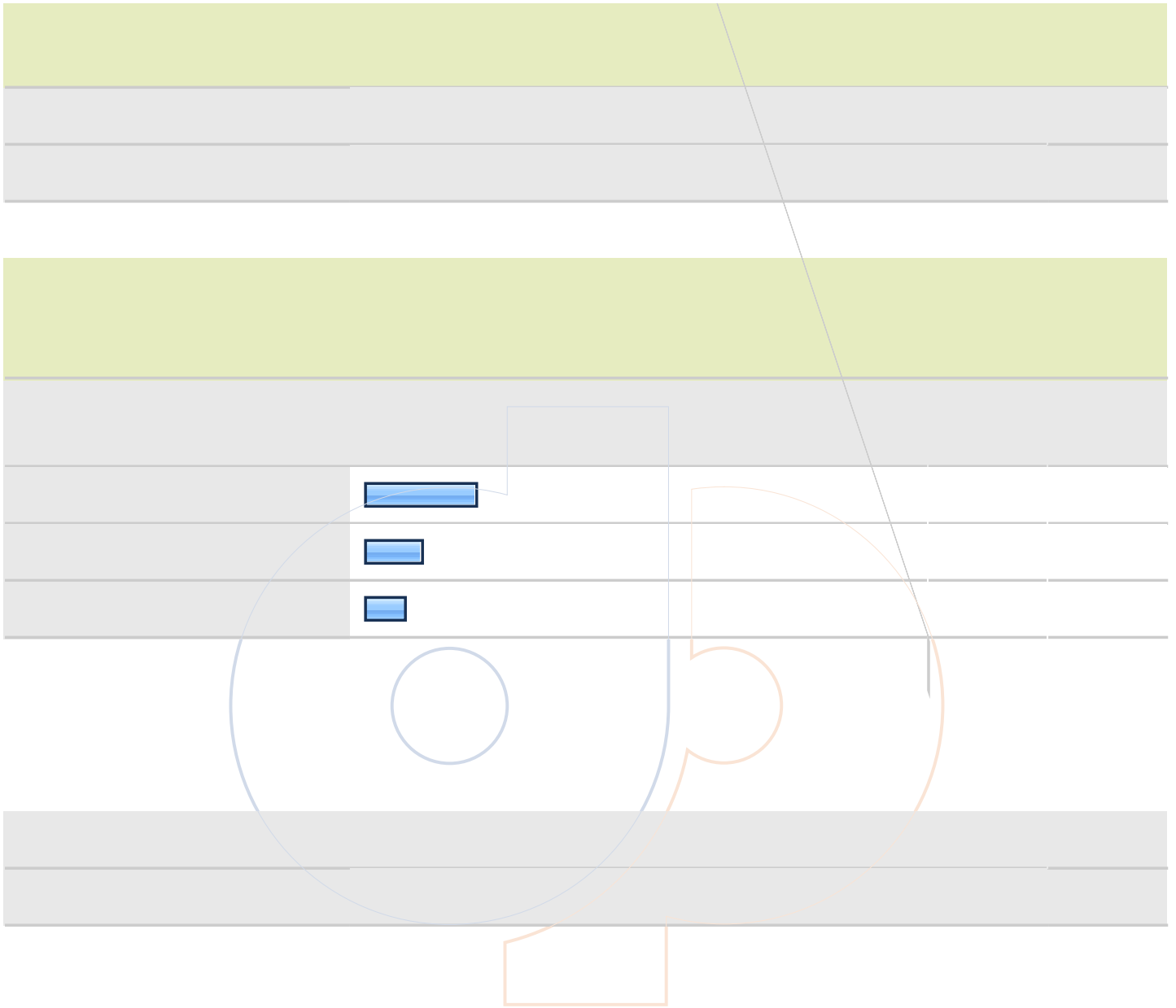
38. Questions 93-102 The University has formulated ten desired "Characteristics of the Murray State University Graduate." Please indicate how effective your MSU experience was in enhancing your abilities in each area.

100. Understand the importance of the behaviors necessary to maintain a healthy lifestyle;	44.3% (31)	54.3% (38)	1.4% (1)	0.0% (0)	3.43	70
101. Demonstrate mastery of a chosen field of study;	47.1% (33)	52.9% (37)	0.0% (0)	0.0% (0)	3.47	70
102. Value intellectual pursuit and continuous learning in a changing world.	45.7% (32)	52.9% (37)	1.4% (1)	0.0% (0)	3.44	70
answered question						70
skipped question						9

Dy





Dy



Dy



Dy



Dy



Dy

45. 17. Please identify the program/major in which you are earning a degree. If you have a double major, check both of your majors. (Note: Liberal Arts and Integrated Studies Students, check Liberal Arts or Integrated Studies. Do not check your field of study as a major.)

	Response Percent	Response Count
Accounting	0.0%	0
Advertising	0.0%	0
Business Administration (associate's)	0.0%	0
Business Administration (bachelor's)	0.0%	0
Business GIS (certificate)	0.0%	0
Computer Information Systems	0.0%	0
Computer Science	0.0%	0
Economics	0.0%	0
Finance	0.0%	0
Graphic Communications Media	0.0%	0
International Business	0.0%	0
Journalism	0.0%	0
Management	0.0%	0
Marketing	0.0%	0
Organizational Communication	0.0%	0
Public Relations	0.0%	0
Television Production	0.0%	0
Telecommunications Systems Mgmt	0.0%	0
	answered question	0
	skipped question	79



Dy



45. 17. Please identify the program/major in which you are earning a degree. If you have a double major, check both of your majors. (Note: Liberal Arts and Integrated Studies Students, check Liberal Arts or Integrated Studies. Do not check your field of study as a major.)

Integrated Studies (BIS)	0.0%	0
General Studies (associate's)	0.0%	0
answered question		0
skipped question		79

