

# MSU Senior Survey


## 1. 1. Graduation Date

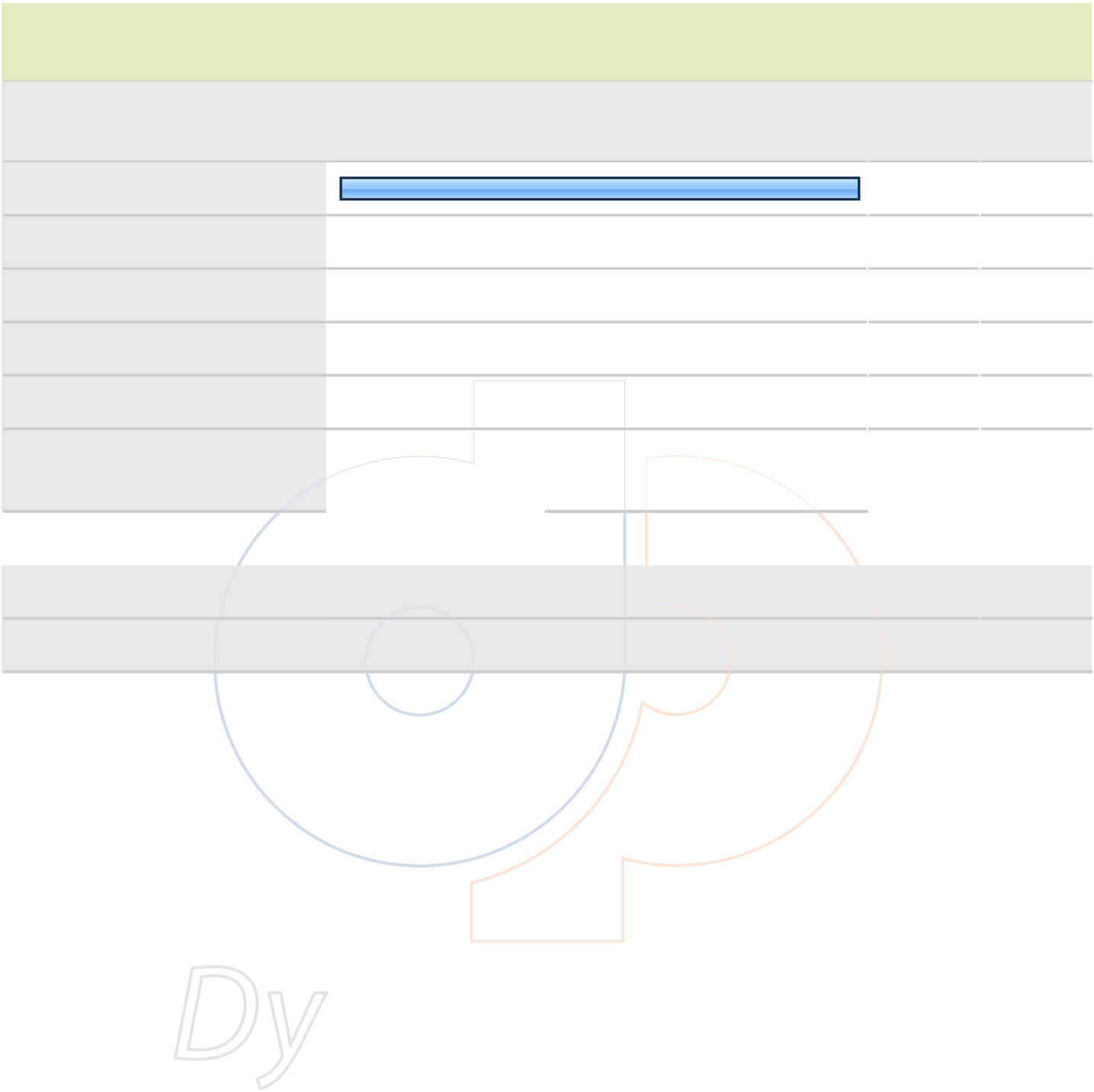
### Month

	May	August	December	Response Count
Please select the month and year that you plan to graduate:	71.4% (5)	0.0% (0)	28.6% (2)	7

### Year




Year	Count	Percentage
2012	5	71.4%
answered question	7	
skipped question	0	





Dy

### 5. 5. What is your residency classification at MSU?

		Response Percent	Response Count
In-state		71.4%	5
Out-of-state		14.3%	1
International		14.3%	1
<b>answered question</b>			<b>7</b>
<b>skipped question</b>			<b>0</b>



### 5. 5. What is your residency classification at MSU?

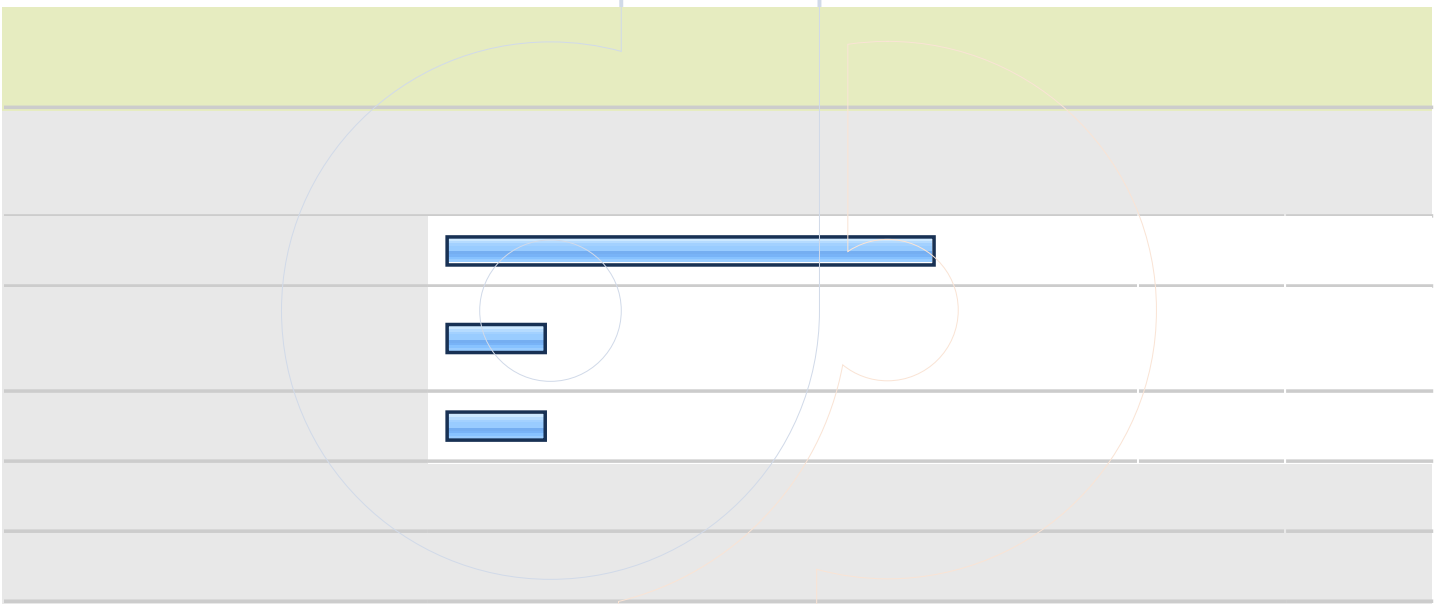
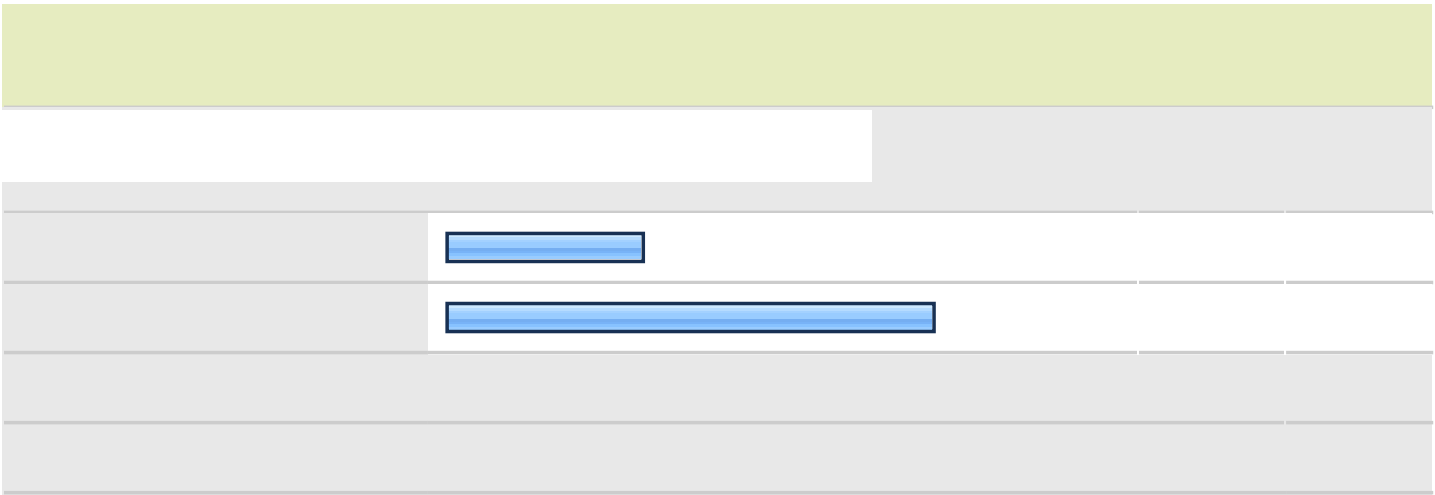
answered question	7
skipped question	0

### 6. 6. Age


		Response Percent	Response Count
24 or younger		100.0%	7
25-34		0.0%	0
35-44		0.0%	0
45 or older		0.0%	0
		answered question	7
		skipped question	0


### 7. 7. Has either of your parents received a bachelor's degree?

		Response Percent	Response Count
Yes		28.6%	2
No		71.4%	5
		answered question	7
		skipped question	0








Dy






### 13. 13. In which Residential College are you a member?

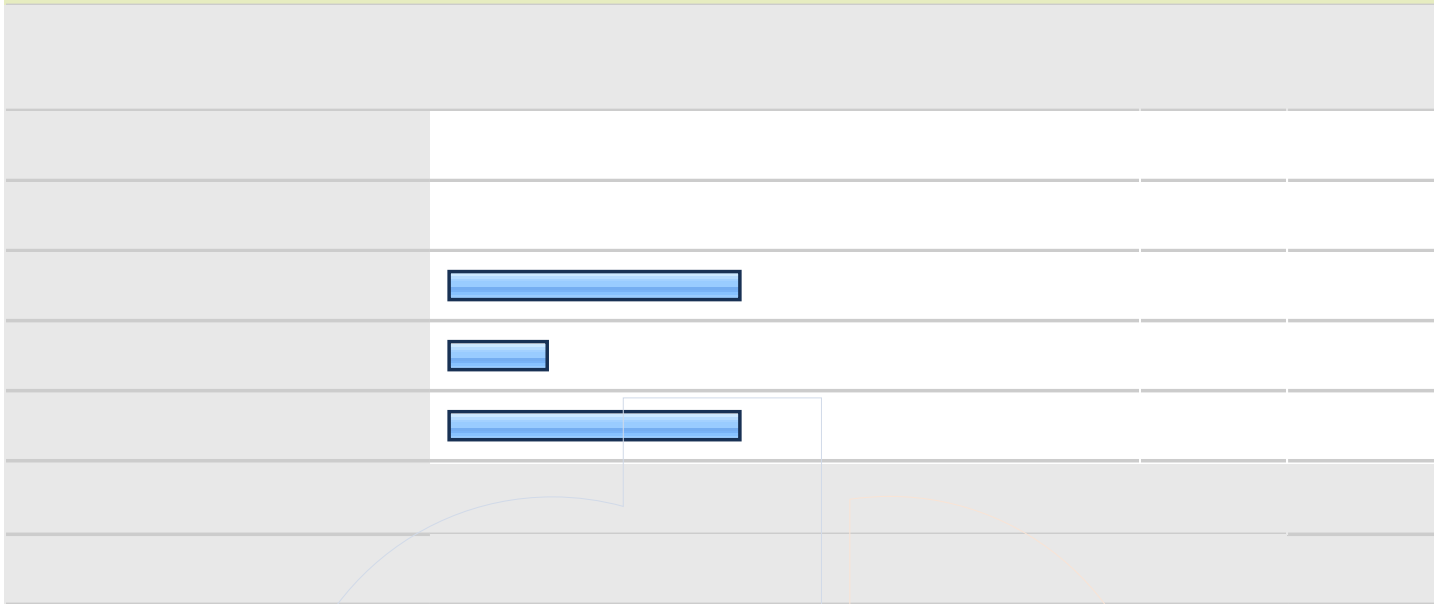
		Response Percent	Response Count
Do not know		14.3%	1
Clark College		0.0%	0
Elizabeth College		0.0%	0
Franklin-Springer Colleges		14.3%	1
<b>Hart College</b>		<b>42.9%</b>	<b>3</b>
Hester College		14.3%	1
Regents College		0.0%	0
Richmond College		0.0%	0
White College		14.3%	1
		<b>answered question</b>	<b>7</b>
		<b>skipped question</b>	<b>0</b>

Dy







**16. 16. In what range does your grade point average fall?**



Dy



*Dy*



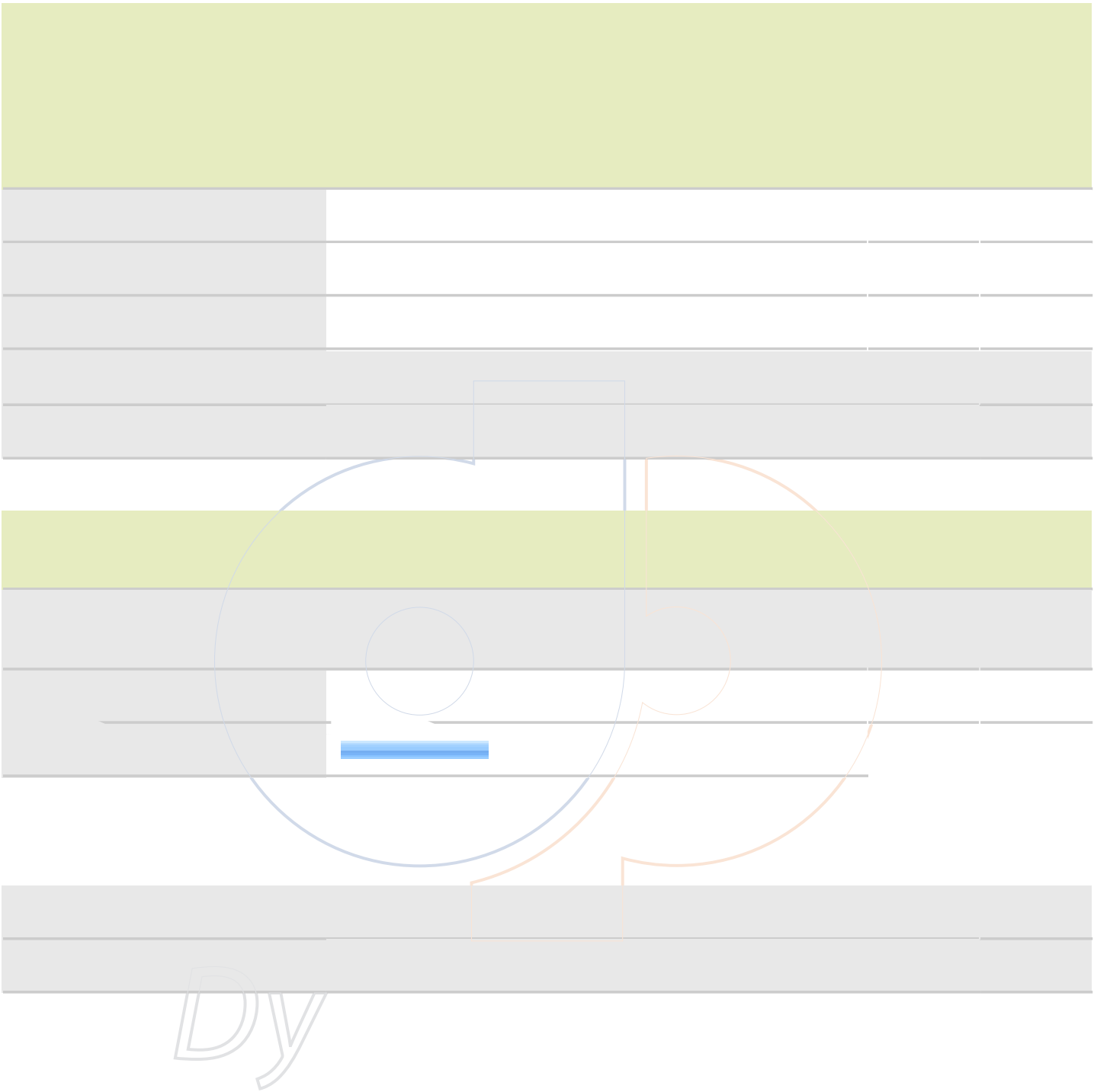
**17. 17. Please identify the program/major in which you are earning a degree. If you have a double major, check both of your majors. (Note: Liberal Arts and Integrated Studies Students, check Liberal Arts or Integrated Studies. Do not check your field of study as a major.)**


Civil Engineering Technology (bachelor's)		0.0%	0
Communication Disorders		0.0%	0
Community Health		0.0%	0
Computer Information Systems		0.0%	0
Computer Science		0.0%	0
Creative Writing (BFA)		0.0%	0
Criminal Justice	<input checked="" type="checkbox"/>	14.3%	1
Economics		0.0%	0
Electromechanical Engineering Technology		0.0%	0
Elementary School Education		0.0%	0
Engineering Graphics & Design		0.0%	0
Engineering Physics		0.0%	0
English		0.0%	0
English Education (TESOL)		0.0%	0
Exercise Science		0.0%	0
Finance		0.0%	0
French		0.0%	0
General Studies (associate's)		0.0%	0
Geosciences		0.0%	0
German		0.0%	0
<b>answered question</b>			<b>7</b>
<b>skipped question</b>			<b>0</b>

**17. 17. Please identify the program/major in which you are earning a degree. If you have a double major, check both of your majors. (Note: Liberal Arts and Integrated Studies Students, check Liberal Arts or Integrated Studies. Do not check your field of study as a major.)**

Graphic Communications Media	0.0%	0
Health & Physical Education	0.0%	0
Health Information Administration	0.0%	0
History	0.0%	0
Industrial Technology (associate's)	0.0%	0
Integrated Studies (BIS)	0.0%	0
Interdisciplinary Early Childhood Education	0.0%	0
Interior Design	0.0%	0
International Business	0.0%	0
International Studies	0.0%	0
Japanese	0.0%	0
Journalism	0.0%	0
Learning & Behavior Disorders	0.0%	0
Liberal Arts	0.0%	0
Logistics & Supply Chain Management	0.0%	0
Management	0.0%	0
Manufacturing Technology	0.0%	0
Marketing	0.0%	0
Mathematics	0.0%	0
<b>answered question</b>		<b>7</b>
<b>skipped question</b>		<b>0</b>







*Dy*

### 19. 21. Which best describes your situation?

Two empty horizontal bars for text input.

Two empty horizontal bars for text input.

Two empty horizontal bars for text input.

A chart area with a vertical axis on the left and a horizontal axis at the bottom. The chart contains five blue horizontal bars of varying lengths. A large, faint watermark of a stylized 'D' is overlaid on the chart area.

Two empty horizontal bars for text input.


Two empty horizontal bars for text input.

A chart area with a vertical axis on the left and a horizontal axis at the bottom. The chart contains two blue horizontal bars of varying lengths. A large, faint watermark of a stylized 'D' is overlaid on the chart area.


Two empty horizontal bars for text input.




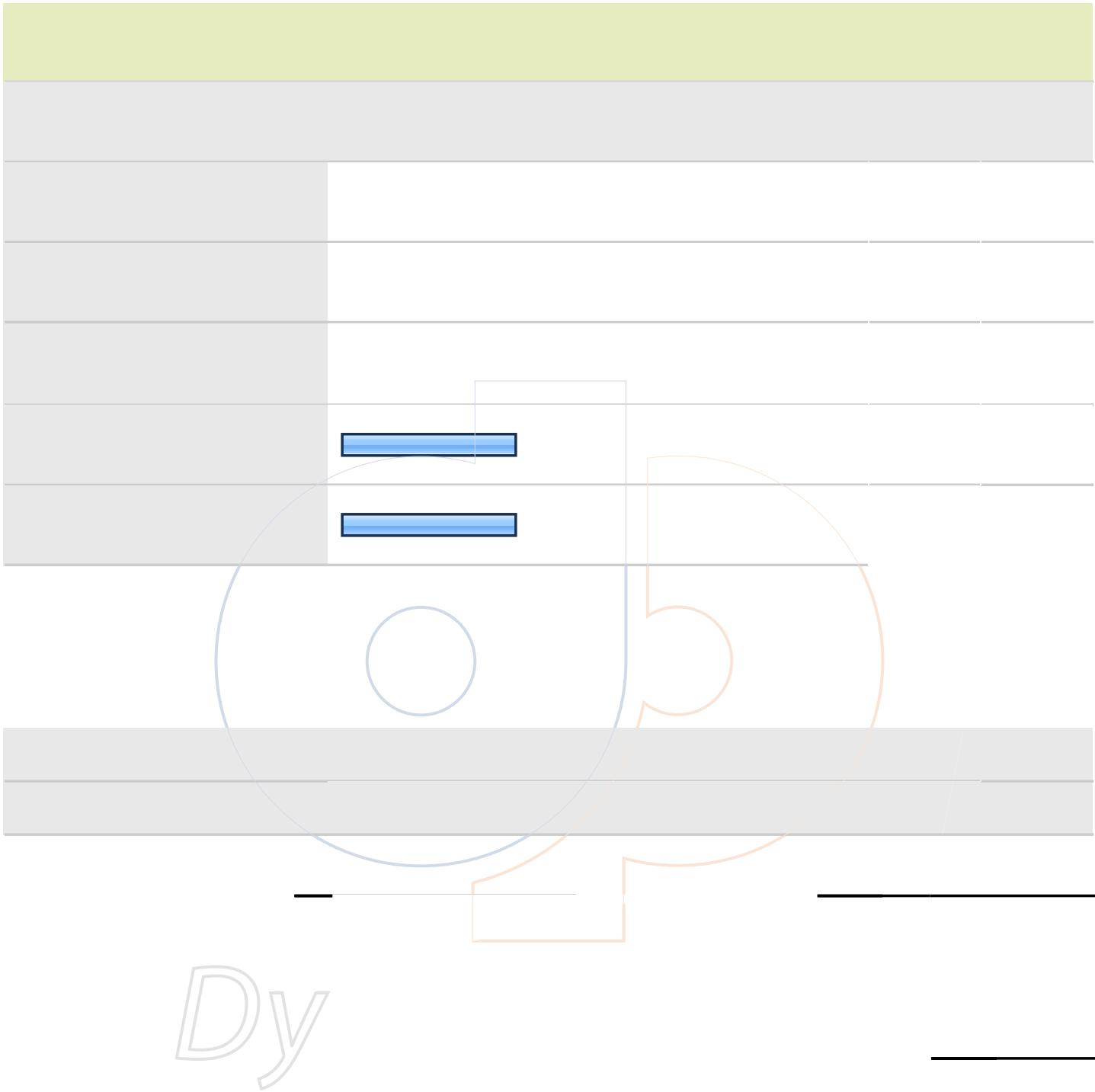
## 22. 24. What time would you have preferred?

		Response Percent	Response Count
Late afternoon		0.0%	0
<b>Evening</b>		<b>100.0%</b>	<b>1</b>
Weekend		0.0%	0
During the day		0.0%	0
Online		0.0%	0
<b>answered question</b>			<b>1</b>
<b>skipped question</b>			<b>6</b>

## 23. 25. Which best describes the location where you completed the majority of your courses?

		Response Percent	Response Count
<b>Murray</b>		<b>100.0%</b>	<b>7</b>
Paducah		0.0%	0
Ft. Campbell		0.0%	0
Madisonville		0.0%	0
Hopkinsville		0.0%	0
Henderson		0.0%	0
Online		0.0%	0
Other (please specify)		0.0%	0
<b>answered question</b>			<b>7</b>
<b>skipped question</b>			<b>0</b>





### 26. 28. Why did it take you an extra semester or more?


answered question 3

skipped question 4

### 27. 29. Did you have trouble getting any course(s) you needed while at Murray State?

Response Percent Response Count

Yes  28.6% 2

No  71.4% 5

answered question 7

skipped question 0

### 28. 30. Why did you have trouble getting the course?

Response Percent Response Count

The course was not offered the semester I needed it.  50.0% 1

The course was not offered at hours convenient to my work schedule. 0.0% 0

The course was not offered at hours suitable for my school schedule.  50.0% 1

All course sections were closed. 0.0% 0

I was unaware of the prerequisites for the course. 0.0% 0

answered question 2


skipped question 5


### 29. 31. Which statement best describes your experience with off-campus coop/internship?

		Response Percent	Response Count
Cannot judge; I did not have one.		57.1%	4
My experience was very valuable.		14.3%	1
My experience was valuable.		28.6%	2
My experience was of little value.		0.0%	0
My experience was of no value.		0.0%	0
<b>answered question</b>			<b>7</b>
<b>skipped question</b>			<b>0</b>

### 30. 32. Which statement best describes your experience with on-campus faculty-directed research, scholarly, or creative project?

		Response Percent	Response Count
Cannot judge; I did not have one.		14.3%	1
My experience was very valuable.		14.3%	1
<b>My experience was valuable.</b>		<b>71.4%</b>	<b>5</b>
My experience was of little value.		0.0%	0
My experience was of no value.		0.0%	0
<b>answered question</b>			<b>7</b>
<b>skipped question</b>			<b>0</b>





**32. Questions 34-48 For each of these items, indicate the extent to which you were satisfied.**





**32. Questions 34-48 For each of these items, indicate the extent to which you were satisfied.**

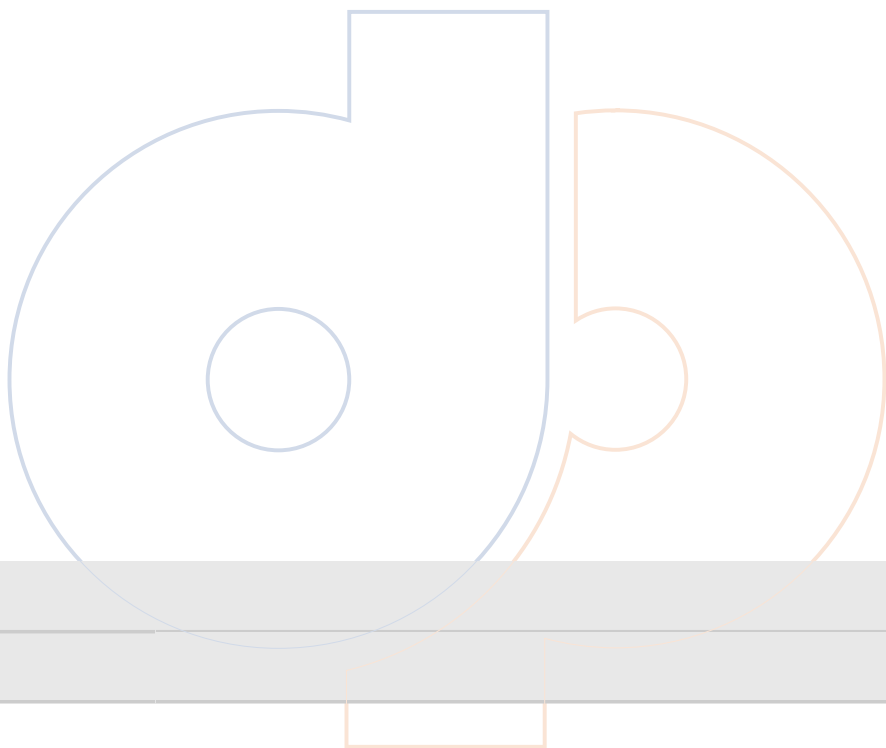

46 Effectiveness of library personnel in meeting your information needs	0.0% (0)	<b>100.0% (6)</b>	0.0% (0)	0.0% (0)	3.00	6
47. Access to on-hand or electronic library resources	0.0% (0)	<b>100.0% (6)</b>	0.0% (0)	0.0% (0)	3.00	6
48. Computer, individual and group work spaces available within University Libraries (Waterfield, Pogue and Overby)	16.7% (1)	<b>66.7% (4)</b>	16.7% (1)	0.0% (0)	3.00	6
					<b>answered question</b>	<b>6</b>
					<b>skipped question</b>	<b>1</b>

**33. Questions 49-55 University Studies is designed to offer you a broad base of skills and knowledge and to prepare you for upper division study. Please indicate how effective University Studies at Murray State was in helping you achieve these goals.**

	Very effective	Effective	Ineffective	Very ineffective	Rating Average	Rating Count
49. Writing skills	16.7% (1)	<b>66.7% (4)</b>	16.7% (1)	0.0% (0)	3.00	6
50. Speaking skills	16.7% (1)	<b>66.7% (4)</b>	0.0% (0)	16.7% (1)	2.83	6
51. Critical thinking skills	33.3% (2)	<b>66.7% (4)</b>	0.0% (0)	0.0% (0)	3.33	6
52. Technology skills/computer skills	16.7% (1)	<b>83.3% (5)</b>	0.0% (0)	0.0% (0)	3.17	6
53. General knowledge in the liberal arts and sciences	16.7% (1)	<b>83.3% (5)</b>	0.0% (0)	0.0% (0)	3.17	6
54. International perspectives	16.7% (1)	<b>66.7% (4)</b>	0.0% (0)	16.7% (1)	2.83	6
55. Stimulation of interest in areas outside your chosen field of study	16.7% (1)	<b>66.7% (4)</b>	0.0% (0)	16.7% (1)	2.83	6
					<b>answered question</b>	<b>6</b>
					<b>skipped question</b>	<b>1</b>







68. International student support services	0.0% (0)	16.7% (1)	0.0% (0)	0.0% (0)	<b>83.3% (5)</b>	3.00	6
69. Internet and wireless access for study and research needs	16.7% (1)	<b>83.3% (5)</b>	0.0% (0)	0.0% (0)	0.0% (0)	3.17	6
<b>70. Intramural Sports and Recreation</b>	<b>16.7% (1)</b>	33.3% (2)	0.0% (0)	0.0% (0)	<b>50.0% (3)</b>	3.33	6
71. LGBT programs	0.0% (0)	16.7% (1)	0.0% (0)	0.0% (0)	<b>83.3% (5)</b>	3.00	6
72. Lowry Center/Developmental courses and tutoring	0.0% (0)	16.7% (1)	0.0% (0)	0.0% (0)	<b>83.3% (5)</b>	3.00	6
							(5)

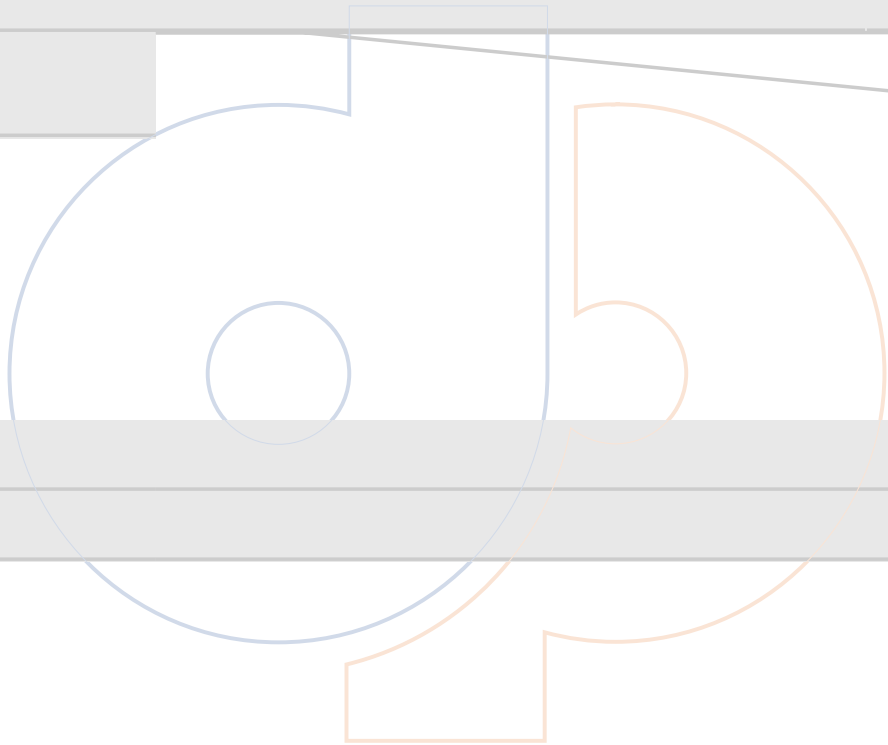


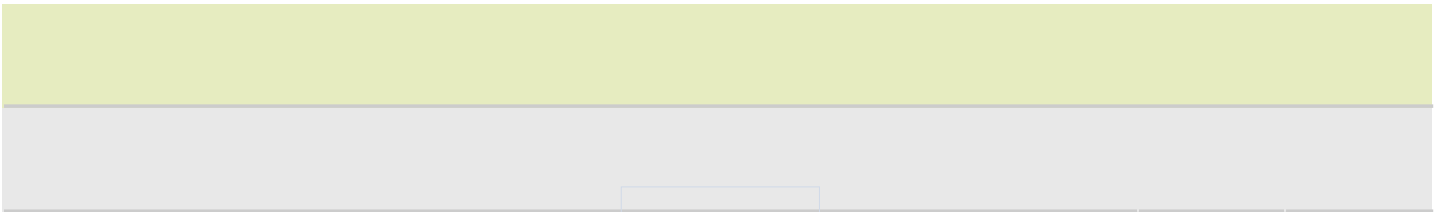



Dy

### 35. 90. To what extent did you participate in Residential College activities?

		Response Percent	Response Count
Did not participate		50.0%	3
Frequently		33.3%	2
Occasionally		0.0%	0
Seldom		16.7%	1
<b>answered question</b>			<b>6</b>
<b>skipped question</b>			<b>1</b>






Dy




**38. Questions 93-102 The University has formulated ten desired "Characteristics of the Murray State University Graduate." Please indicate how effective your MSU experience was in enhancing your abilities in each area.**

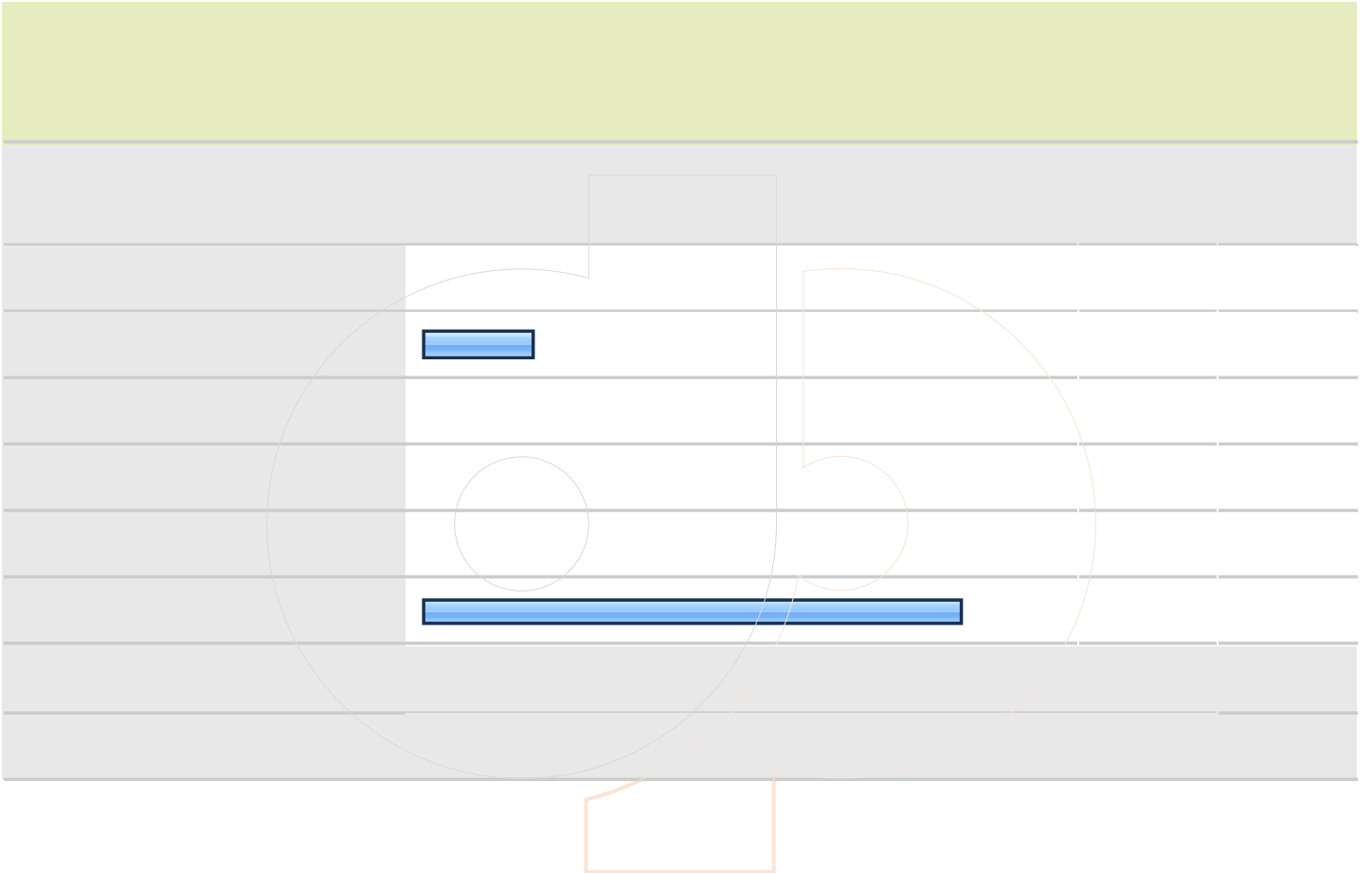

	Very effective	Effective	Ineffective	Very ineffective	Rating Average	Rating Count
93. Engage in mature, independent and creative thought and express that thought effectively in oral and written communication;	33.3% (2)	<b>50.0% (3)</b>	16.7% (1)	0.0% (0)	3.17	6
94. Understand and apply the critical and scientific methodologies that academic disciplines employ to discover knowledge and ascertain its validity;	33.3% (2)	<b>66.7% (4)</b>	0.0% (0)	0.0% (0)	3.33	6
95. Apply sound standards of information gathering, analysis and evaluation to reach logical decisions;	33.3% (2)	<b>66.7% (4)</b>	0.0% (0)	0.0% (0)	3.33	6
96. Understand the roles and applications of science and technology in the solution of the problems of a changing world;	33.3% (2)	<b>66.7% (4)</b>	0.0% (0)	0.0% (0)	3.33	6
97. Demonstrate a critical understanding of the world's historical, literary, philosophical and artistic traditions;	16.7% (1)	<b>66.7% (4)</b>	16.7% (1)	0.0% (0)	3.00	6
98. Understand the dynamics of cultural diversity, of competing economic and political systems, and of complex moral and ethical issues;	16.7% (1)	<b>83.3% (5)</b>	0.0% (0)	0.0% (0)	3.17	6
99. Understand the nature of and engage in ethical behavior and responsible citizenship;	16.7% (1)	<b>83.3% (5)</b>	0.0% (0)	0.0% (0)	3.17	6
				<b>answered question</b>		<b>6</b>
				<b>skipped question</b>		<b>1</b>




*Dy*





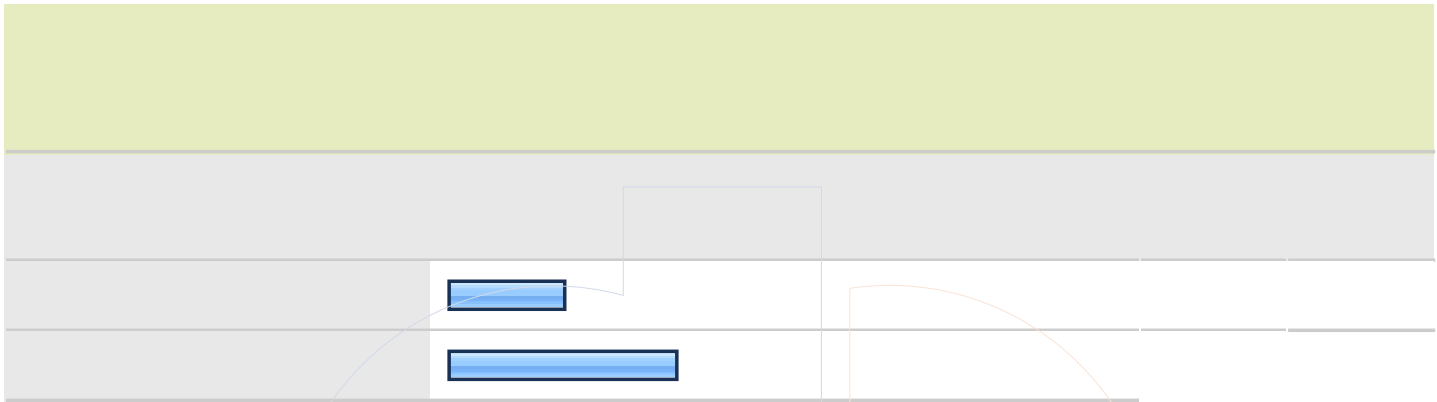





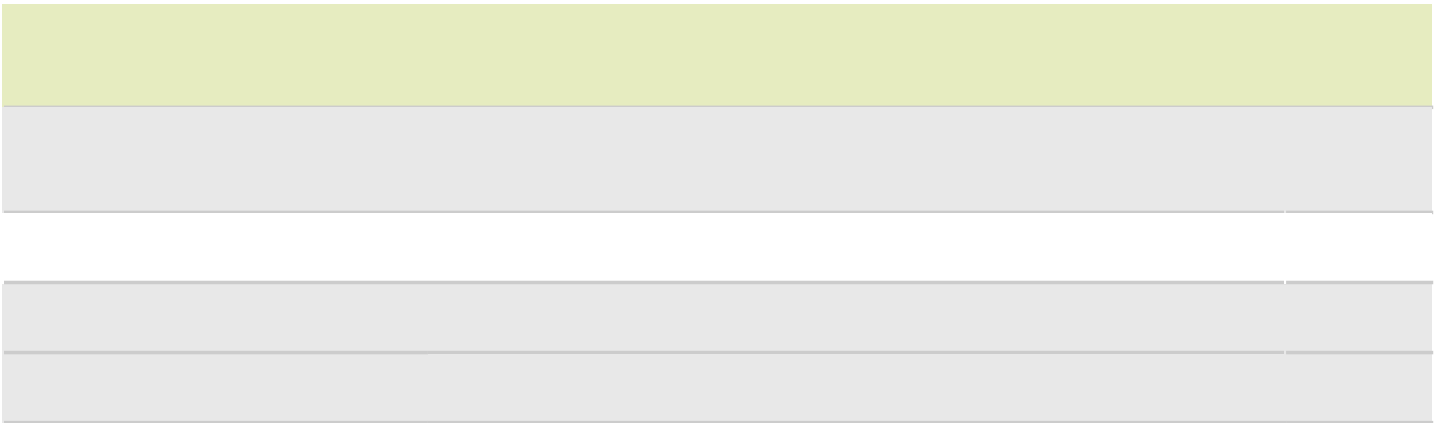
Dy



Dy



Dy



*Dy*

---



Dy

**45. 17. Please identify the program/major in which you are earning a degree. If you have a double major, check both of your majors. (Note: Liberal Arts and Integrated Studies Students, check Liberal Arts or Integrated Studies. Do not check your field of study as a major.)**

Career & Technical Education (associate's)	0.0%	0
Career & Technical Education (bachelor's)	0.0%	0
Criminal Justice	0.0%	0
Elementary School Education	0.0%	0
Health & Physical Education	0.0%	0
Interdisciplinary Early Childhood Education	0.0%	0
Learning & Behavior Disorders	0.0%	0
Middle School Education	0.0%	0
Recreation & Leisure Services	0.0%	0
Social Work	0.0%	0
Youth & Nonprofit Leadership	0.0%	0
Art	0.0%	0
Creative Writing (BFA)	0.0%	0
English	0.0%	0
English Education (TESOL)	0.0%	0
Philosophy	0.0%	0
International Affairs	0.0%	0
Political Science	0.0%	0
Public Administration	0.0%	0
<b>answered question</b>		<b>0</b>
<b>skipped question</b>		<b>7</b>

**45. 17. Please identify the program/major in which you are earning a degree. If you have a double major, check both of your majors. (Note: Liberal Arts and Integrated Studies Students, check Liberal Arts or Integrated Studies. Do not check your field of study as a major.)**

Sociology	0.0%	0
History	0.0%	0
Liberal Arts	0.0%	0
French	0.0%	0
German	0.0%	0
Japanese	0.0%	0
Spanish	0.0%	0
Music	0.0%	0
Music Business	0.0%	0
Psychology	0.0%	0
Theatre	0.0%	0
Biology	0.0%	0
Wildlife & Conservation Biology	0.0%	0
Chemistry	0.0%	0
Applied Physics	0.0%	0
Engineering Physics	0.0%	0
Physics	0.0%	0
Geosciences	0.0%	0
Civil Engineering Technology (associate's)	0.0%	0
Civil Engineering Technology (bachelor's)	0.0%	0
<b>answered question</b>		<b>0</b>
<b>skipped question</b>		<b>7</b>



**45. 17. Please identify the program/major in which you are earning a degree. If you have a double major, check both of your majors. (Note: Liberal Arts and Integrated Studies Students, check Liberal Arts or Integrated Studies. Do not check your field of study as a major.)**

Electromechanical Engineering Technology	0.0%	0
Engineering Graphics & Design	0.0%	0
Interior Design	0.0%	0
Manufacturing Technology	0.0%	0
Occupational Safety and Health	0.0%	0
Industrial Technology (associate's)	0.0%	0
Mathematics	0.0%	0
Telecommunications Systems Mgmt	0.0%	0
Agricultural Science & Technology (associate's)	0.0%	0
Agricultural Science (bachelor's)	0.0%	0
Animal Technology/Animal-Equine	0.0%	0
Animal Technology/Vet Tech, Pre-Vet	0.0%	0
Athletic Training	0.0%	0
Communication Disorders	0.0%	0
Exercise Science	0.0%	0
Nursing	0.0%	0
Nursing/RN to BSN	0.0%	0
Nutrition, Dietetics, & Food Mgmt	0.0%	0
<b>answered question</b>		<b>0</b>
<b>skipped question</b>		<b>7</b>

**45. 17. Please identify the program/major in which you are earning a degree. If you have a double major, check both of your majors. (Note: Liberal Arts and Integrated Studies Students, check Liberal Arts or Integrated Studies. Do not check your field of study as a major.)**




Dy