

# MSU Senior Survey

## 1. 1. Graduation Date

Month

	May	August	December	Response 15
--	-----	--------	----------	----------------

--	--	--	--	--

--	--	--	--	--

--	--	--	--	--

			answered question	15
--	--	--	-------------------	----

			skipped question	0
--	--	--	------------------	---

--	--	--	--	--




--	--	--	--	--

--	--	--	--	--



--	--	--	--	--

--	--	--	--	--

### 3. 3. Ethnic Background

		Response Percent	Response Count
White		85.7%	12
Black/African-American		7.1%	1
Asian		0.0%	0
Hispanic/Latino		0.0%	0
American Indian/Alaskan Native		0.0%	0
Native Hawaiian/Other Pacific Islander		0.0%	0
Two or more races		7.1%	1
<b>answered question</b>			<b>14</b>
<b>skipped question</b>			<b>1</b>

### 4. 4. Are you a U.S. citizen?

		Response Percent	Response Count
Yes		93.3%	14
No		6.7%	1
<b>answered question</b>			<b>15</b>
<b>skipped question</b>			<b>0</b>



### 5. 5. What is your residency classification at MSU?



answered question	15
skipped question	0

### 6. 6. Age

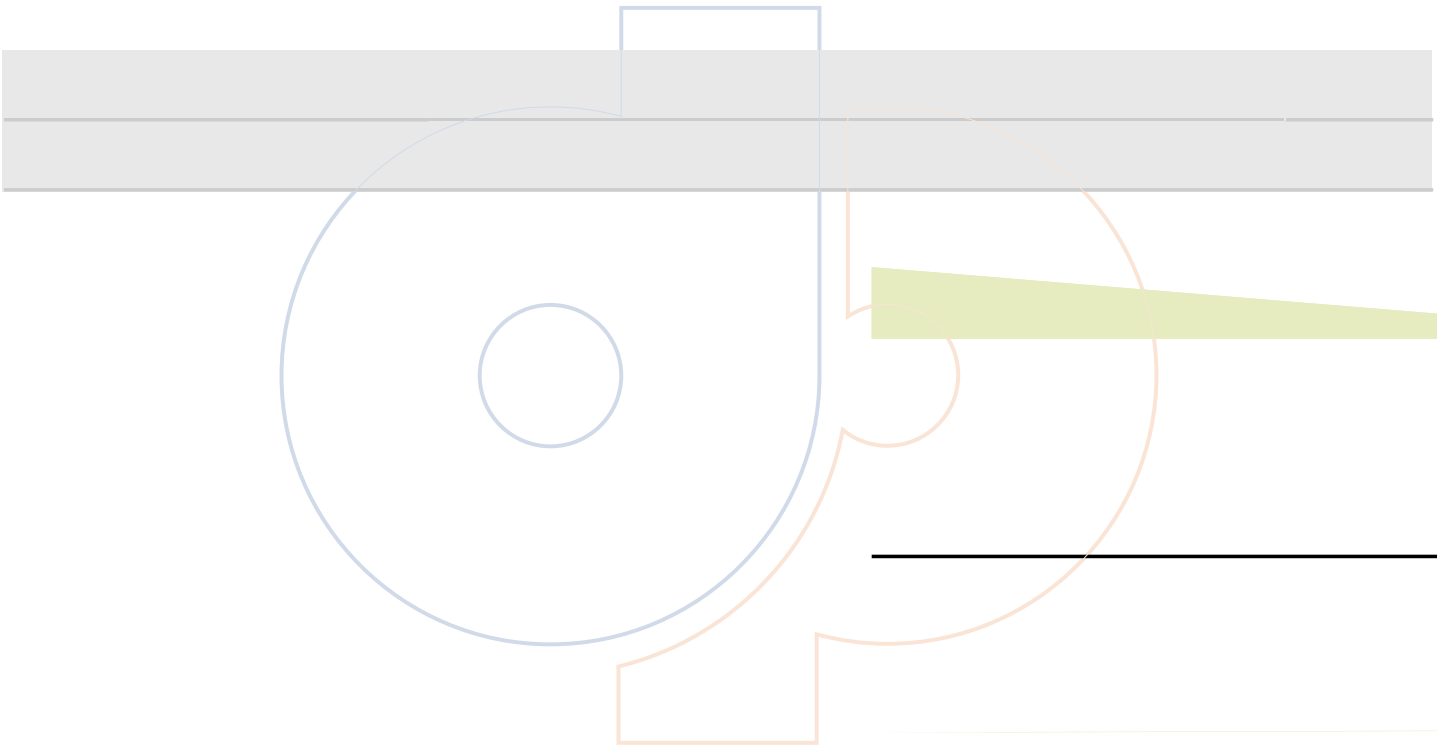
		Response Percent	Response Count
24 or younger		66.7%	10
25-34		20.0%	3
35-44		6.7%	1
45 or older		6.7%	1
		answered question	15
		skipped question	0

### 7. 7. Has either of your parents received a bachelor's degree?

		Response Percent	Response Count
Yes		26.7%	4
No		73.3%	11
		answered question	15
		skipped question	0


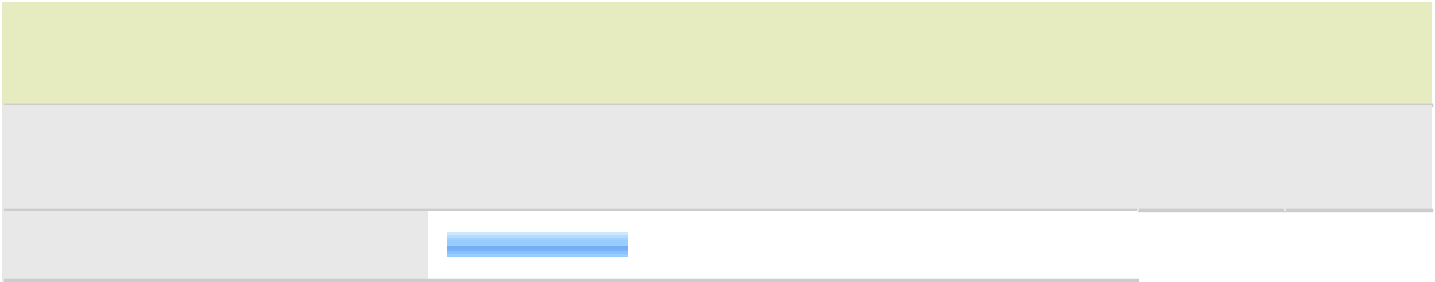


*Dy*



Dy







Dy







### 13. 13. In which Residential College are you a member?

answered question	15
skipped question	0


### 14. 14. Have you ever received any type of Financial Aid while at MSU? (scholarships, grants, work-study, etc.)

		Response Percent	Response Count
Yes		86.7%	13
No		13.3%	2
		answered question	15
		skipped question	0

### 15. 15. How many years will it take you to complete your degree from the point of your initial enrollment in college (including any time at a previous institution)?

		Response Percent	Response Count
Two		0.0%	0
Three		6.7%	1
Four		33.3%	5
Five		26.7%	4
Six		6.7%	1
More than six		26.7%	4
		answered question	15
		skipped question	0

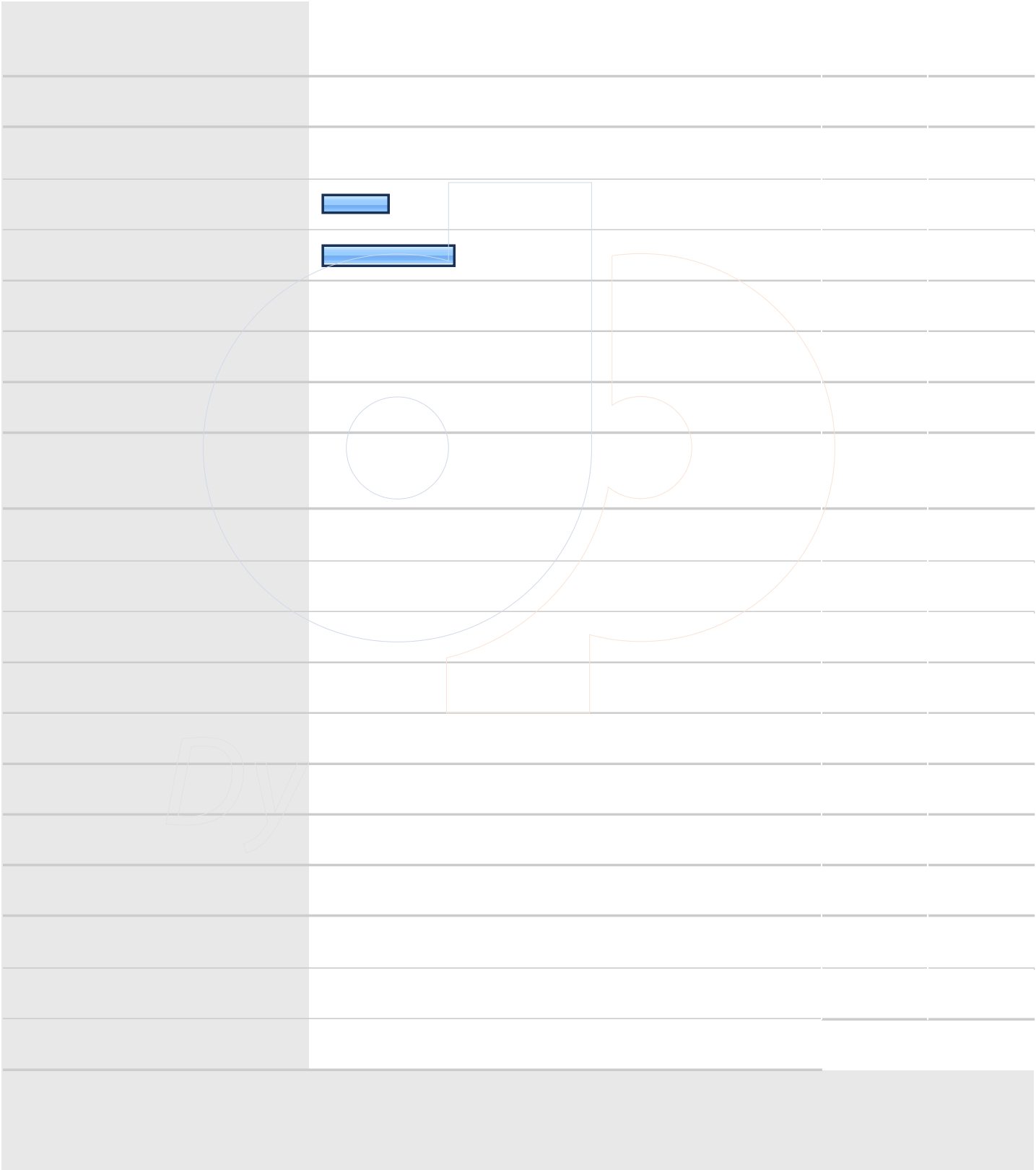





Dy


**17. 17. Please identify the program/major in which you are earning a degree. If you have a double major, check both of your majors. (Note: Liberal Arts and Integrated Studies Students, check Liberal Arts or Integrated Studies. Do not check your field of study as a major.)**

		Response Percent	Response Count
Accounting		0.0%	0
Advertising		0.0%	0
Agricultural Science & Technology (associate's)		0.0%	0
Agricultural Science (bachelor's)		0.0%	0
Animal Technology/Animal-Equine		0.0%	0
Animal Technology/Vet Tech, Pre-Vet		0.0%	0
Applied Physics		0.0%	0
Art		0.0%	0
Athletic Training		0.0%	0
Biology		0.0%	0
Business Administration (associate's)		0.0%	0
Business Administration (bachelor's)	<input checked="" type="checkbox"/>	6.7%	1
Career & Technical Education (associate's)		0.0%	0
Career & Technical Education (bachelor's)		0.0%	0
Chemistry		0.0%	0
Civil Engineering Technology (associate's)		0.0%	0
<b>answered question</b>			<b>15</b>
<b>skipped question</b>			<b>0</b>





Dy



**17. 17. Please identify the program/major in which you are earning a degree. If you**






Dy


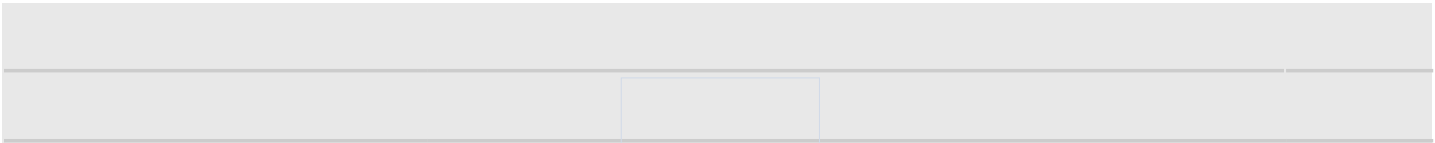
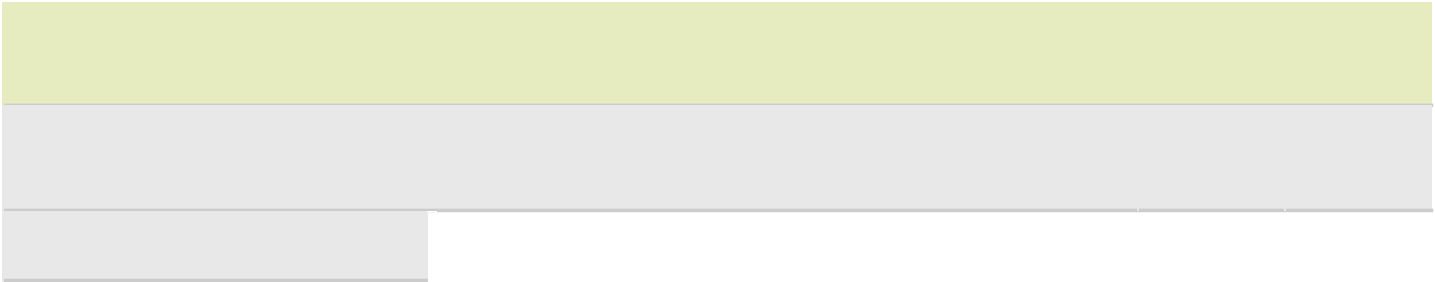


**17. 17. Please identify the program/major in which you are earning a degree. If you have a double major, check both of your majors. (Note: Liberal Arts and Integrated Studies Students, check Liberal Arts or Integrated Studies. Do not check your field of study as a major.)**

Television Production	0.0%	0
Theatre	0.0%	0
Wildlife & Conservation Biology	0.0%	0
<b>answered question</b>		<b>15</b>
<b>skipped question</b>		<b>0</b>

**18. 20. What is the highest degree you eventually hope to receive?**

		Response Percent	Response Count
Associate		0.0%	0
<b>Baccalaureate</b>		<b>73.3%</b>	<b>11</b>
Graduate		20.0%	3
Professional		6.7%	1
<b>answered question</b>		<b>15</b>	
<b>skipped question</b>		<b>0</b>	

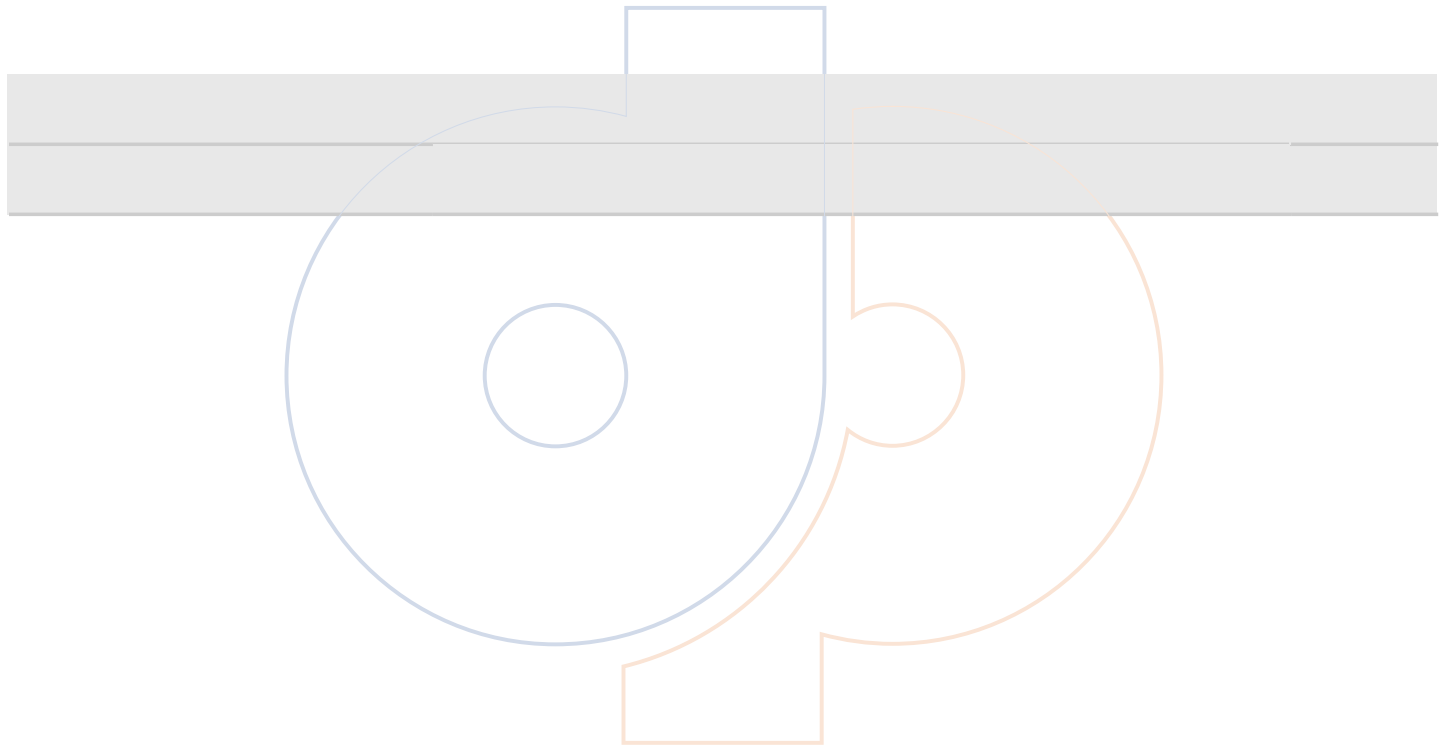
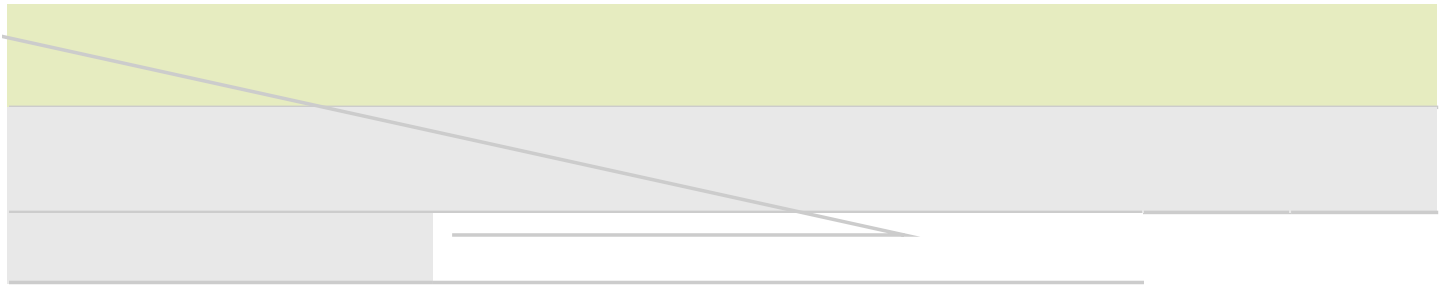


*Dy*





*Dy*







Dy

### 24. 26. Did you take any online courses while at Murray State?


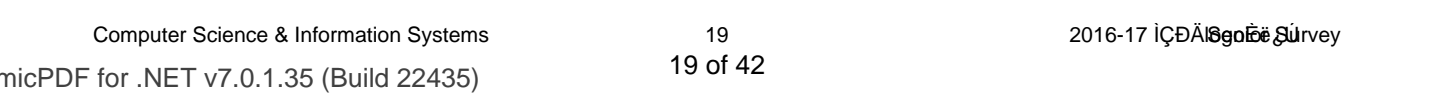



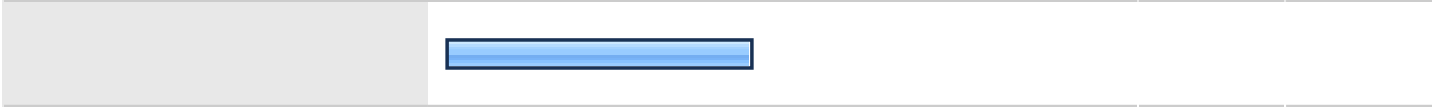

		Response Percent	Response Count
Yes		86.7%	13
No		13.3%	2
answered question			15
skipped question			0

### 25. 27. Did it take you an extra semester or more to complete degree requirements at Murray State?

		Response Percent	Response Count
Yes		60.0%	9
No		40.0%	6
answered question			15
skipped question			0

Dy

Required to my requirements. 22.6% A required course or courses were not offered. 33.3% Credits





Dy



### 26. 28. Why did it take you an extra semester or more?

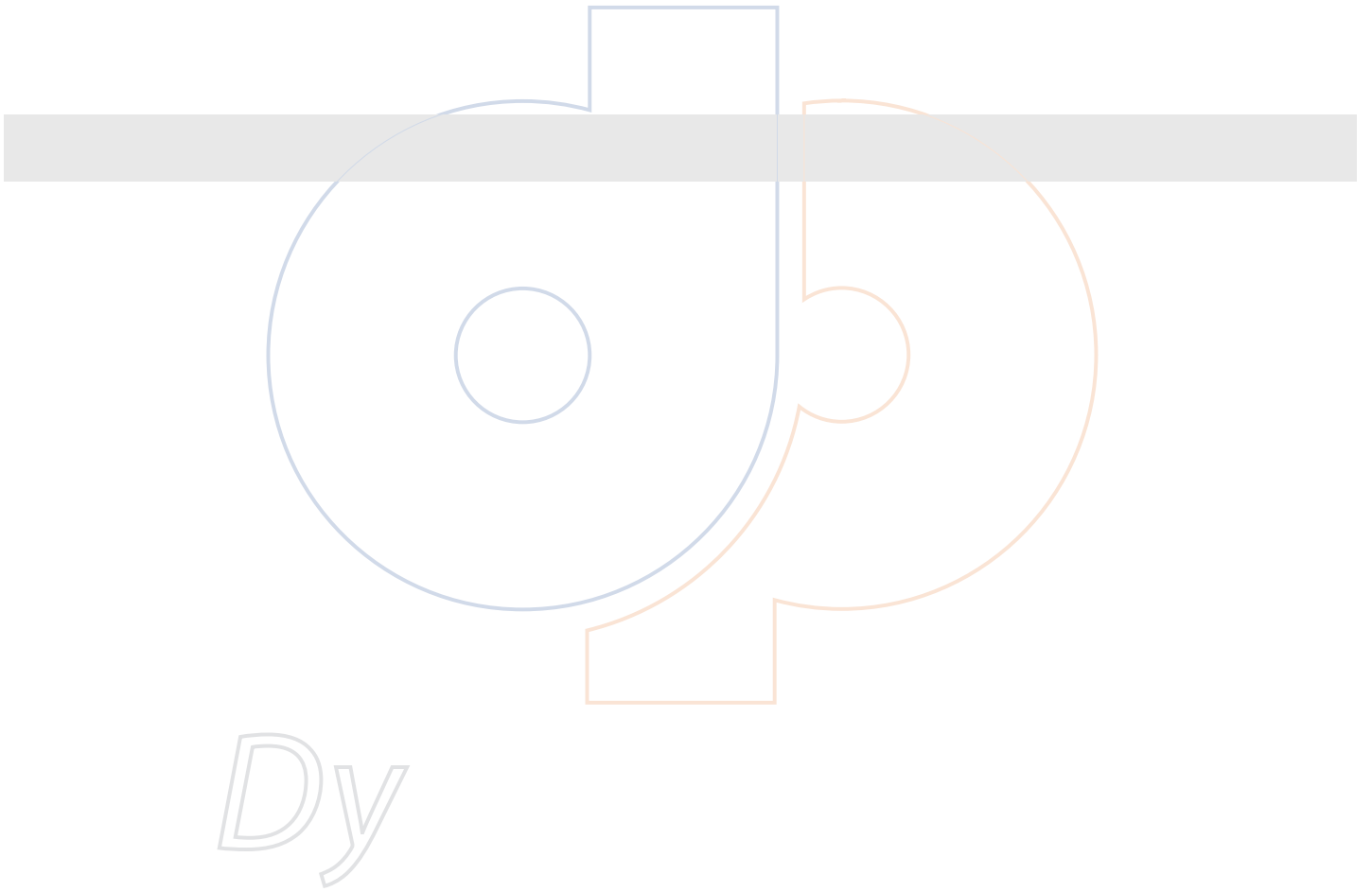
answered question	9
skipped question	6

### 27. 29. Did you have trouble getting any course(s) you needed while at Murray State?




		Response Percent	Response Count
Yes		33.3%	5
No		66.7%	10
		answered question	15
		skipped question	0

### 28. 30. Why did you have trouble getting the course?

		Response Percent	Response Count
The course was not offered the semester I needed it.		80.0%	4
The course was not offered at hours convenient to my work schedule.		0.0%	0
The course was not offered at hours suitable for my school schedule.		20.0%	1
All course sections were closed.		0.0%	0
I was unaware of the prerequisites for the course.		0.0%	0
		answered question	5
		skipped question	10




### 31. 33. Which statement best describes your experience with academic advising in your major/area?

		Response Percent	Response Count
Cannot judge; I did not make use of the opportunity.		0.0%	0
<b>I was satisfied with information my adviser provided.</b>		<b>80.0%</b>	<b>12</b>
Advice was inaccurate, incomplete, or misleading.		13.3%	2
My adviser was not available.		6.7%	1
		<b>answered question</b>	<b>15</b>
		<b>skipped question</b>	<b>0</b>

Dy

**31. 33. Which statement best describes your experience with academic advising in your major/area?**

answered question




satisfied

**32. Questions 34-48 For each of these items, indicate the extent to which you were satisfied.**









Dy

68. International student support services	6.7% (1)	20.0% (3)	0.0% (0)	0.0% (0)	<b>73.3% (11)</b>	3.25	15
69. Internet and wireless access for study and research needs	21.4% (3)	<b>42.9% (6)</b>	14.3% (2)	0.0% (0)	21.4% (3)	3.09	14
70. Intramural Sports and Recreation	14.3% (2)	35.7% (5)	0.0% (0)	0.0% (0)	<b>50.0% (7)</b>	3.29	14
71. LGBT programs	0.0% (0)	7.1% (1)	0.0% (0)	0.0% (0)	<b>92.9% (13)</b>	3.00	14
72. Lowry Center/Developmental courses and tutoring	0.0% (0)						

14.3%


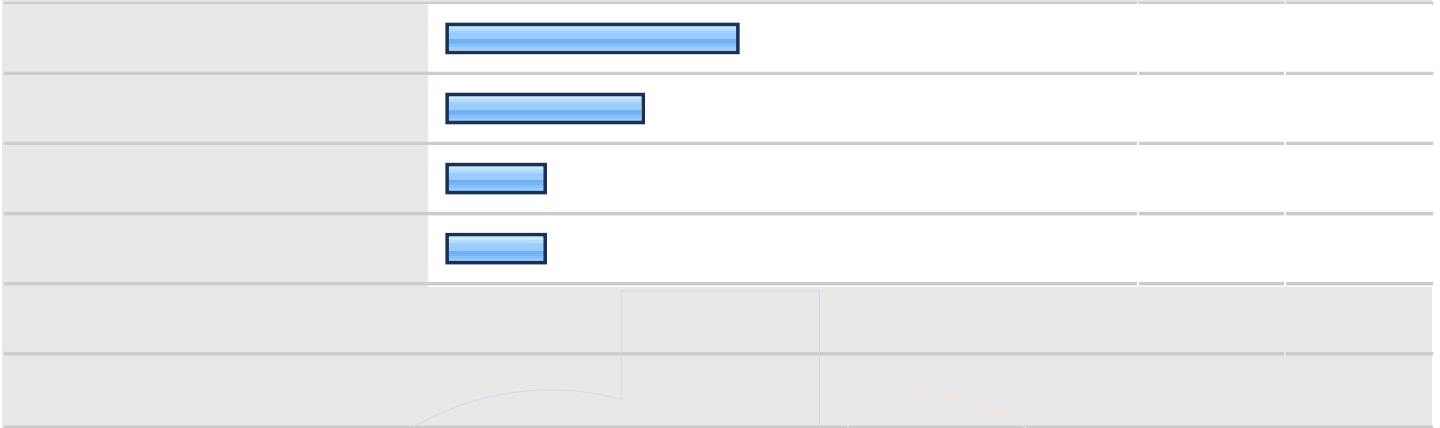
Recreation

**34. Questions 56-89** For each of these services, activities or programs that you used, please indicate the extent to which you were satisfied that they met your needs. For those that you did not use, mark the "Did Not Use" option.

82. Student Disability Services (SDS)	0.0% (0)	7.1% (1)	7.1% (1)	0.0% (0)	<b>85.7% (12)</b>	2.50	14	
83. Transcript requests	0.0% (0)	<b>57.1% (8)</b>	14.3% (2)	0.0% (0)	28.6% (4)	2.80	14	
84. Student Support Services (SSS)	0.0% (0)	14.3% (2)	14.3% (2)	0.0% (0)	<b>71.4% (10)</b>	2.50	14	
85. Transfer Center	7.1% (1)	28.6% (4)	7.1% (1)	0.0% (0)	<b>57.1% (8)</b>	3.00	14	
86. University Counseling Services	0.0% (0)	7.1% (1)	7.1% (1)	7.1% (1)	<b>78.6% (11)</b>	2.00	14	
87. Veteran Services	0.0% (0)	14.3% (2)	0.0% (0)	0.0% (0)	<b>85.7% (12)</b>	3.00	14	
88. Wellness Center	21.4% (3)	<b>42.9% (6)</b>	0.0% (0)	0.0% (0)	35.7% (5)	3.33	14	
89. Women's Center	0.0% (0)	7.1% (1)	0.0% (0)	0.0% (0)	<b>92.9% (13)</b>	3.00	14	
<b>answered question</b>							<b>15</b>	
<b>skipped question</b>							<b>0</b>	

Dy

### 35. 90. To what extent did you participate in Residential College activities?



Dy

### 35. 90. To what extent did you participate in Residential College activities?

answered question	14
skipped question	1

### 36. 91. Which phrase best describes your opinion of Residential Colleges?

		Response Percent	Response Count
Not familiar with Residential Colleges		28.6%	4
Very positive		21.4%	3
Positive		28.6%	4
Negative		14.3%	2
Very negative		7.1%	1
		answered question	14
		skipped question	1

### 37. 92. When you graduate how many times will you have studied abroad during your university career?

		Response Percent	Response Count
None		92.9%	13
One		7.1%	1
Two		0.0%	0
Three or more		0.0%	0
		answered question	14
		skipped question	1

**38. Questions 93-102 The University has formulated ten desired "Characteristics of a Good Survey"**



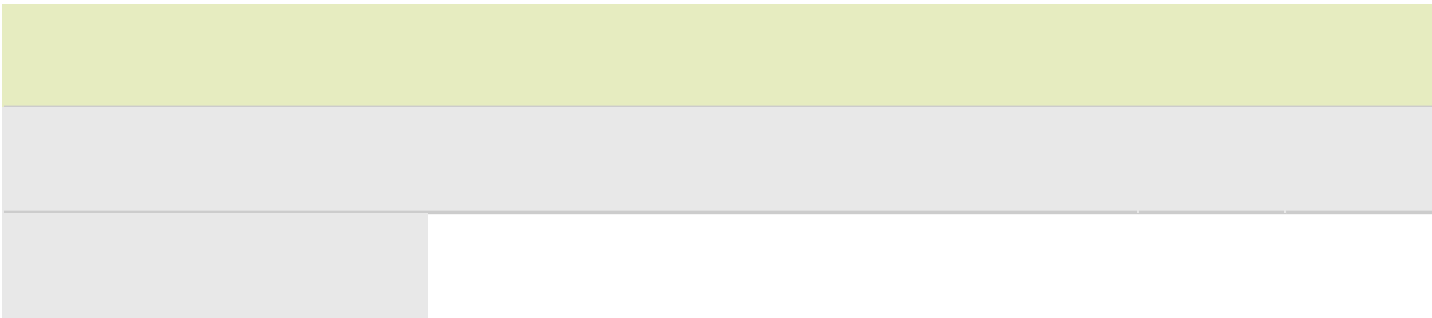
Dy

**38. Questions 93-102 The University has formulated ten desired "Characteristics of the Murray State University Graduate." Please indicate how effective your MSU experience was in enhancing your abilities in each area.**

100. Understand the importance of the behaviors necessary to maintain a healthy lifestyle;	0.0% (0)	<b>75.0% (9)</b>	25.0% (3)	0.0% (0)	2.75	12
101. Demonstrate mastery of a chosen field of study;	8.3% (1)	<b>66.7% (8)</b>	25.0% (3)	0.0% (0)	2.83	12
102. Value intellectual pursuit and continuous learning in a changing world.	8.3% (1)	<b>75.0% (9)</b>	16.7% (2)	0.0% (0)	2.92	12
<b>answered question</b>						<b>12</b>
<b>skipped question</b>						<b>3</b>

Dy





*Dy*

### 39. 103. What do you expect to do after you graduate?

answered question 13

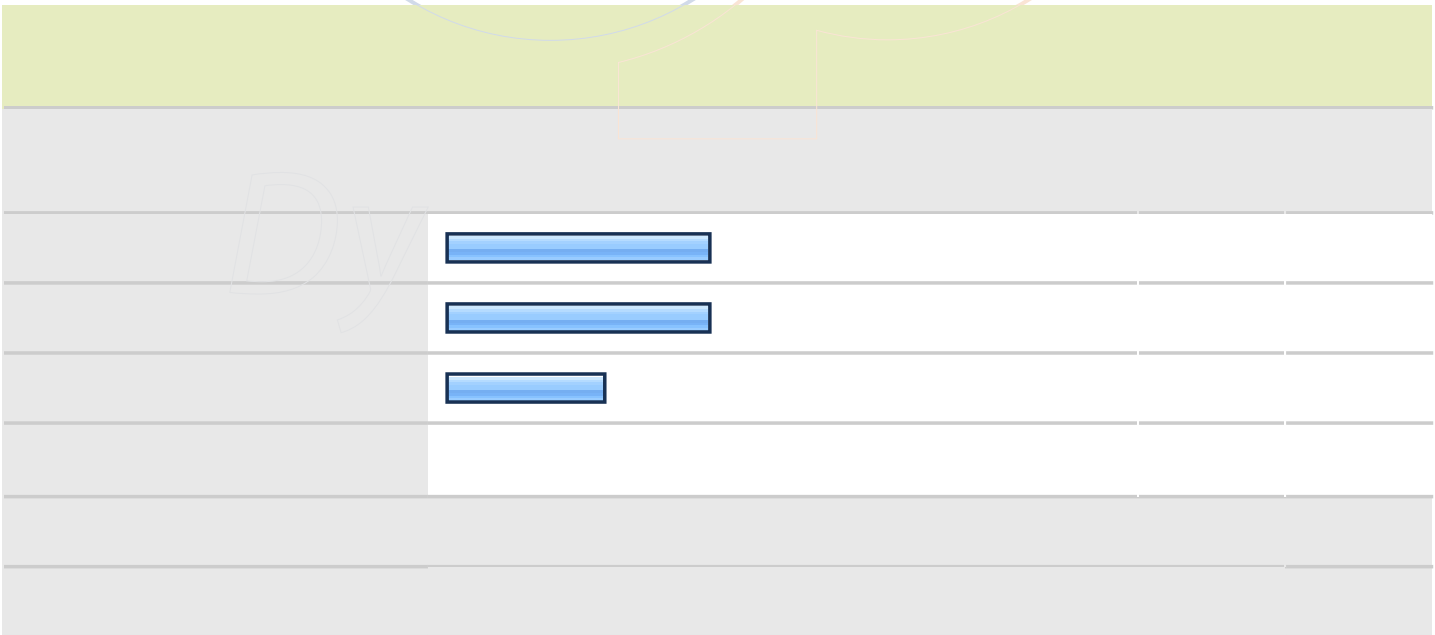
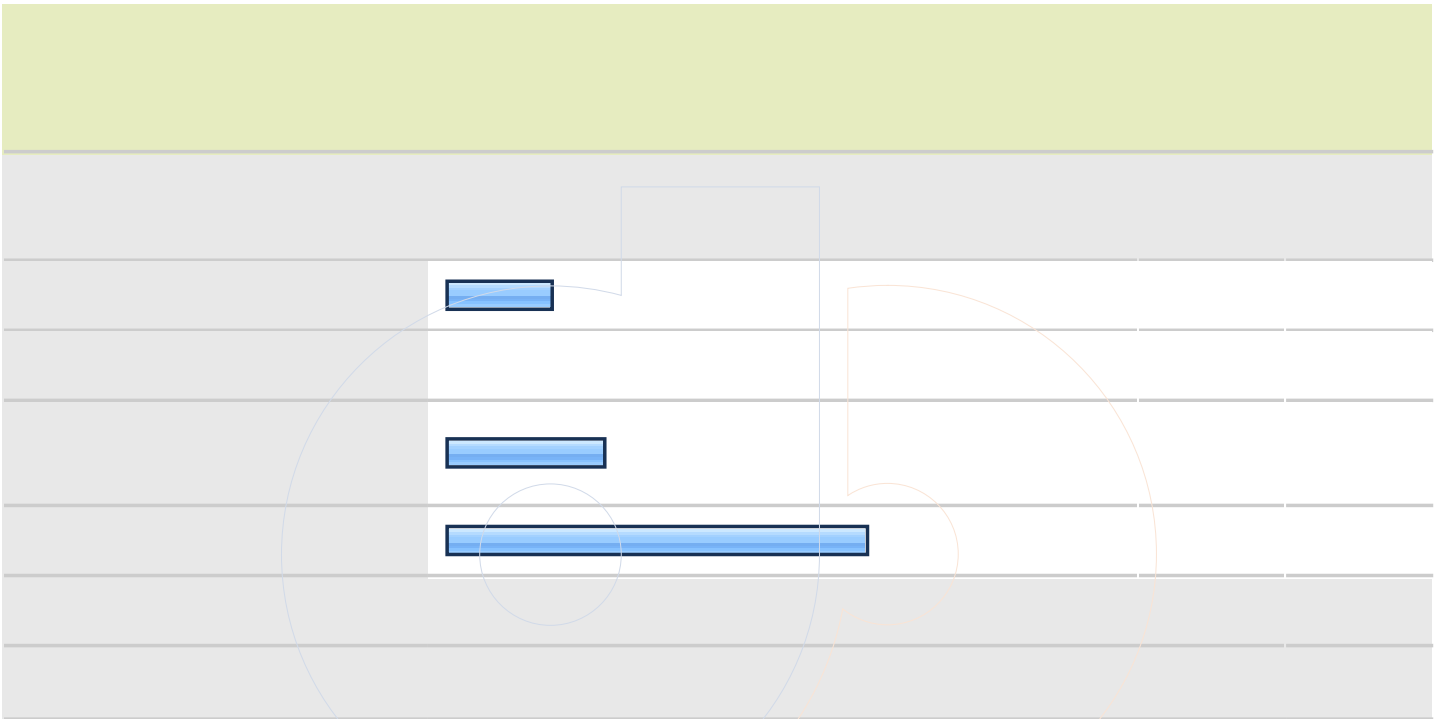

skipped question 2

### 40. 104. If you are already employed, how closely related is your job to your field of study?

		Response Percent	Response Count
Extremely close		15.4%	2
Somewhat close		15.4%	2
Somewhat different		0.0%	0
Extremely different		7.7%	1
I cannot determine		7.7%	1
<b>Does not apply</b>		<b>53.8%</b>	<b>7</b>
		<b>answered question</b>	<b>13</b>
		<b>skipped question</b>	<b>2</b>


Dy





#### 44. Feedback:

	Response Count
	2
answered question	2
skipped question	13



**45. 17. Please identify the program/major in which you are earning a degree. If you have a double major, check both of your majors. (Note: Liberal Arts and Integrated Studies Students, check Liberal Arts or Integrated Studies. Do not check your field of study as a major.)**

Response Percent  
Response Count  
answered question

Accounting

Accounting



answered question 0

skipped question 15









*Dy*



**45. 17. Please identify the program/major in which you are earning a degree. If you have a double major, check both of your majors. (Note: Liberal Arts and Integrated Studies Students, check Liberal Arts or Integrated Studies. Do not check your field of study as a major.)**

Integrated Studies (BIS)	0.0%	0
General Studies (associate's)	0.0%	0
<b>answered question</b>		<b>0</b>
<b>skipped question</b>		<b>15</b>

