

MSU Senior Survey

1. 1. Graduation Date

--	--	--	--	--

--	--	--	--	--

--	--	--	--	--	--	--	--	--	--

--	--	--	--	--

--	--	--	--	--

--	--	--	--	--

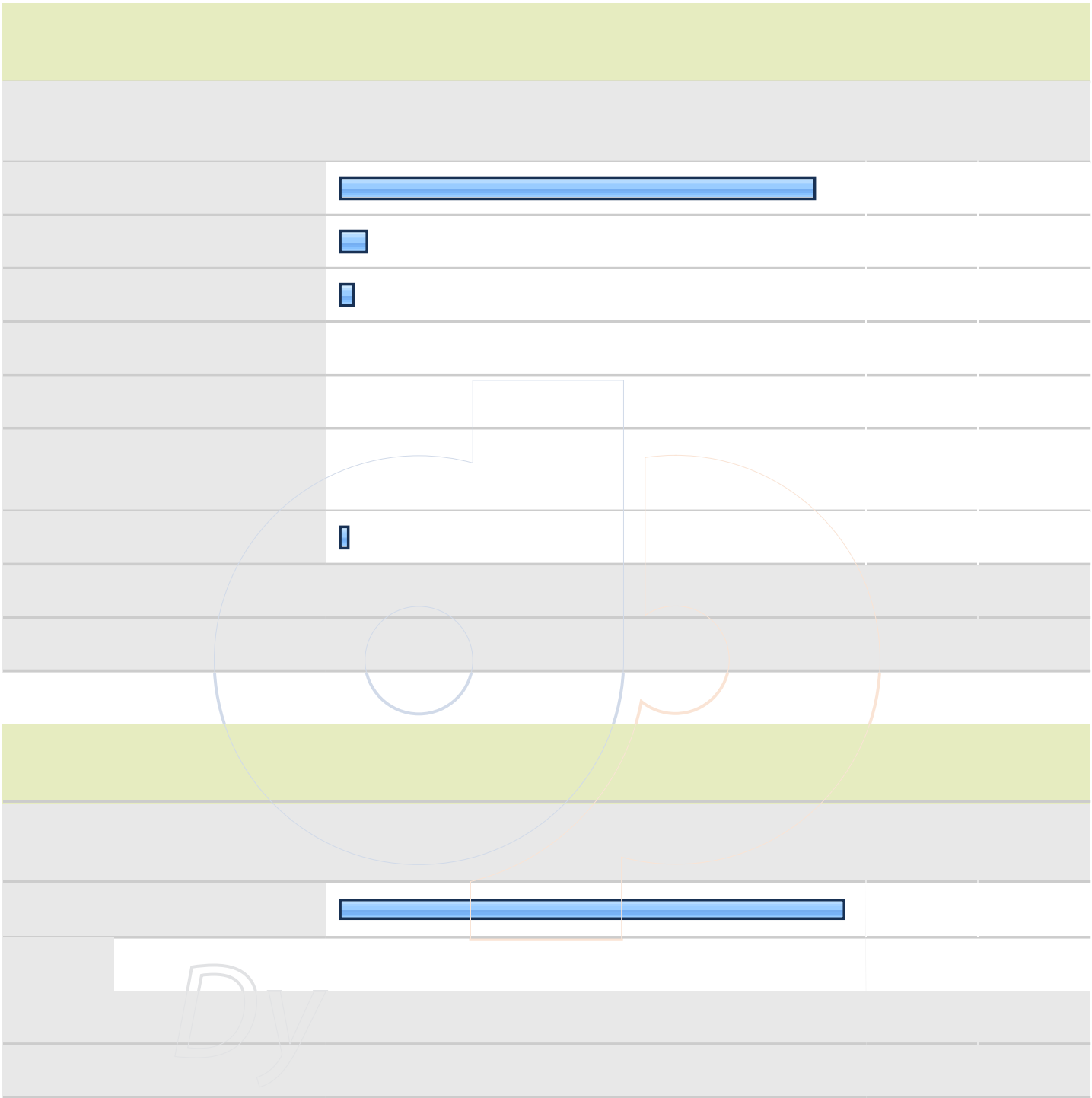
--	--	--	--	--

--	--	--	--	--

--	--	--	--	--

--	--	--	--	--

--	--	--	--	--



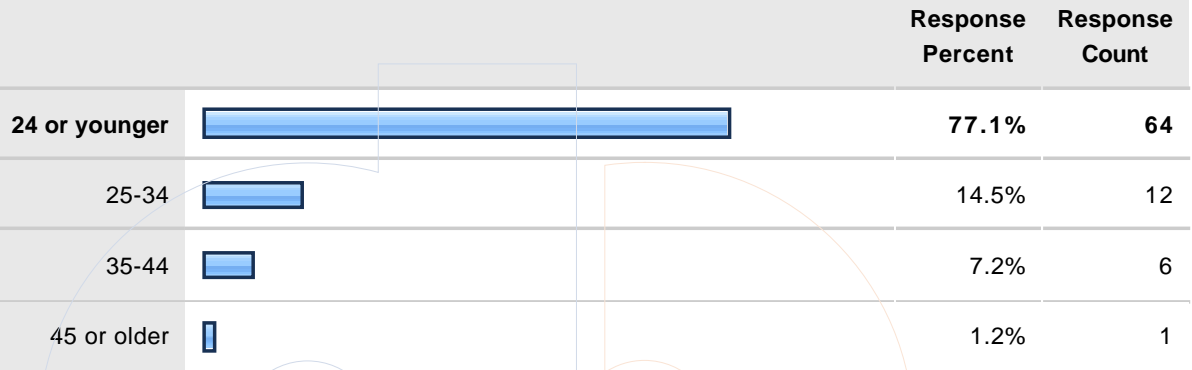


Dy

5. 5. What is your residency classification at MSU?

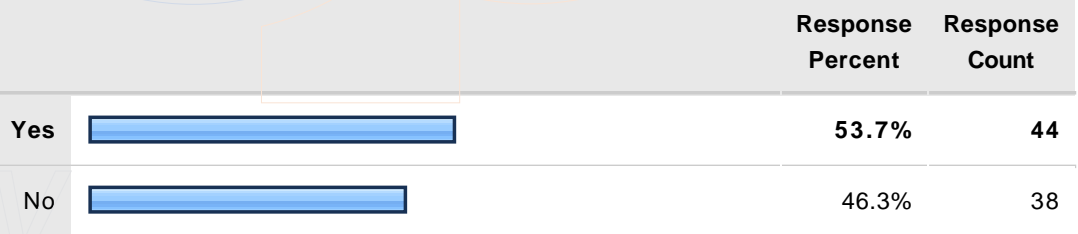
answered question	83
skipped question	0

6. 6. Age




answered question	83
skipped question	0

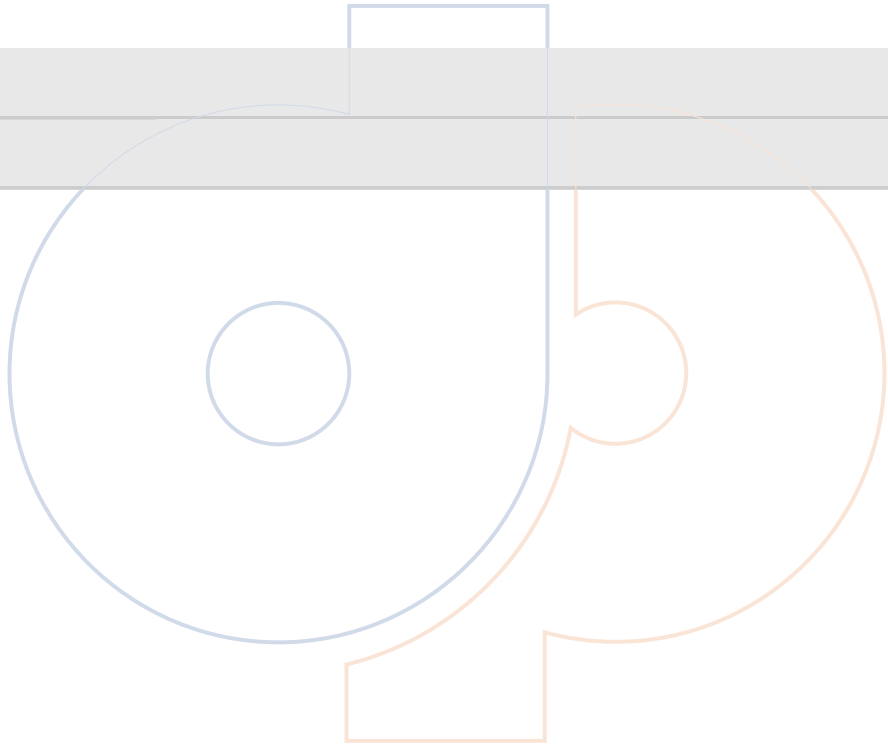
7. 7. Has either of your parents received a bachelor's degree?



answered question	82
skipped question	1



Dy



Dy

13. 13. In which Residential College are you a member?



<input type="checkbox"/>	
<input type="checkbox"/>	
<input type="checkbox"/>	
<input type="checkbox"/>	
<input type="checkbox"/>	
<input type="checkbox"/>	
<input type="checkbox"/>	
<input type="checkbox"/>	
<input type="checkbox"/>	
<input type="checkbox"/>	
<input type="checkbox"/>	
answered question	
83	
skipped question	

Dy







13. 13. In which Residential College are you a member?

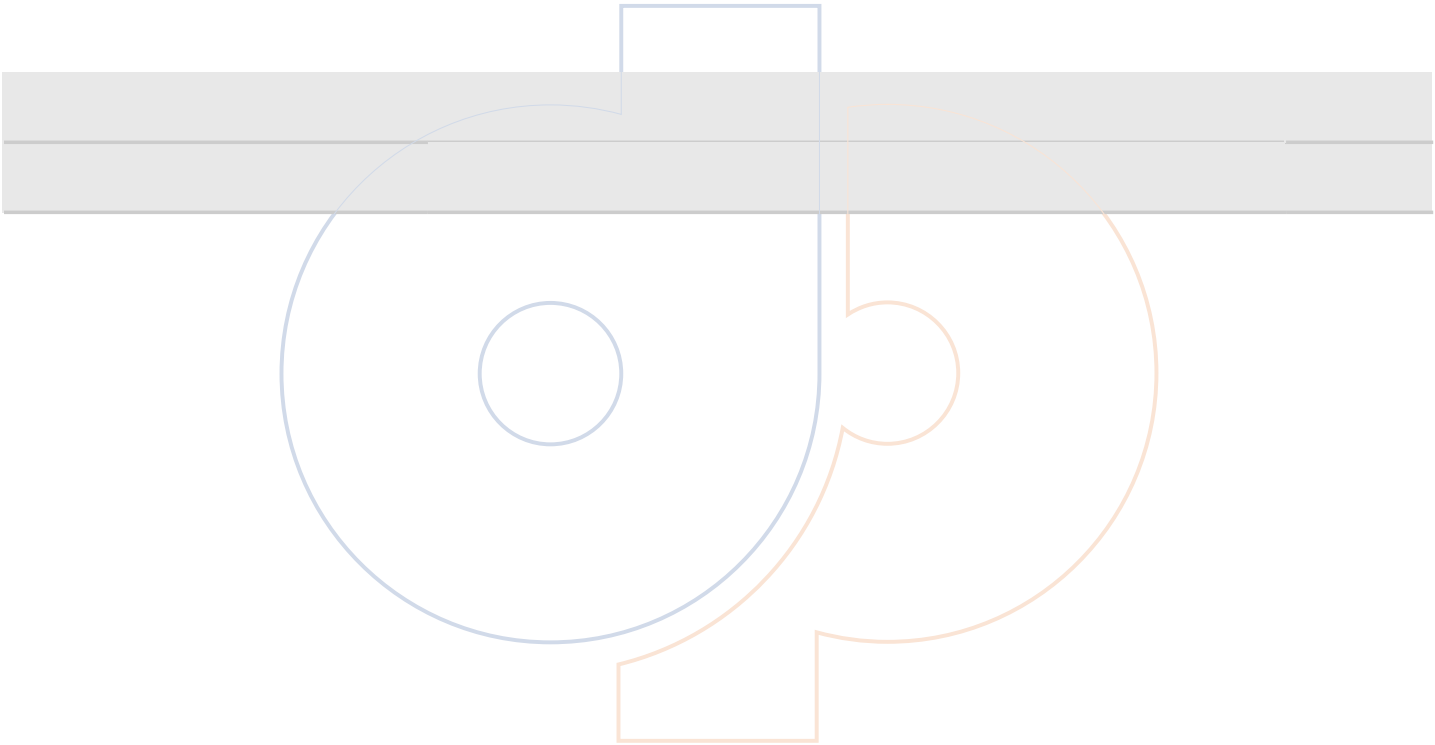
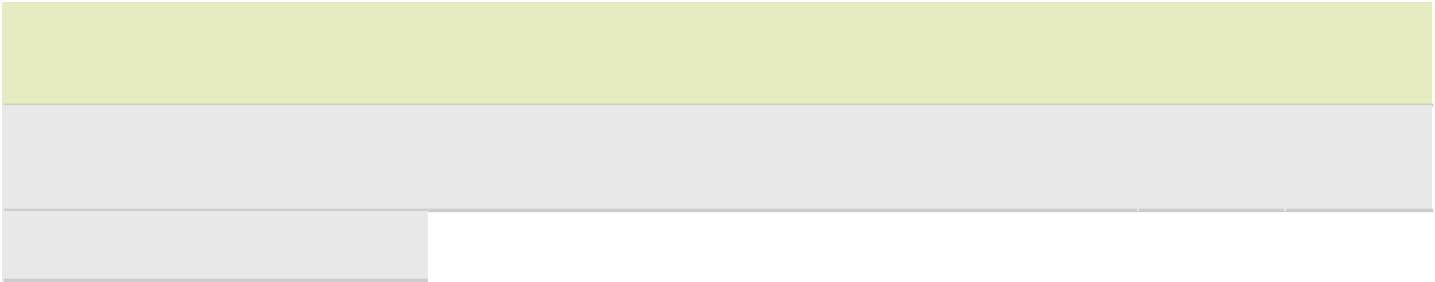
answered question	83
skipped question	0

14. 14. Have you ever received any type of Financial Aid while at MSU? (scholarships, grants, work-study, etc.)

		Response Percent	Response Count
Yes		91.6%	76
No		8.4%	7
		answered question	83
		skipped question	0

15. 15. How many years will it take you to complete your degree from the point of your initial enrollment in college (including any time at a previous institution)?

		Response Percent	Response Count
Two		4.8%	4
Three		6.0%	5
Four		51.8%	43
Five		24.1%	20
Six		6.0%	5
More than six		7.2%	6
		answered question	83
		skipped question	0

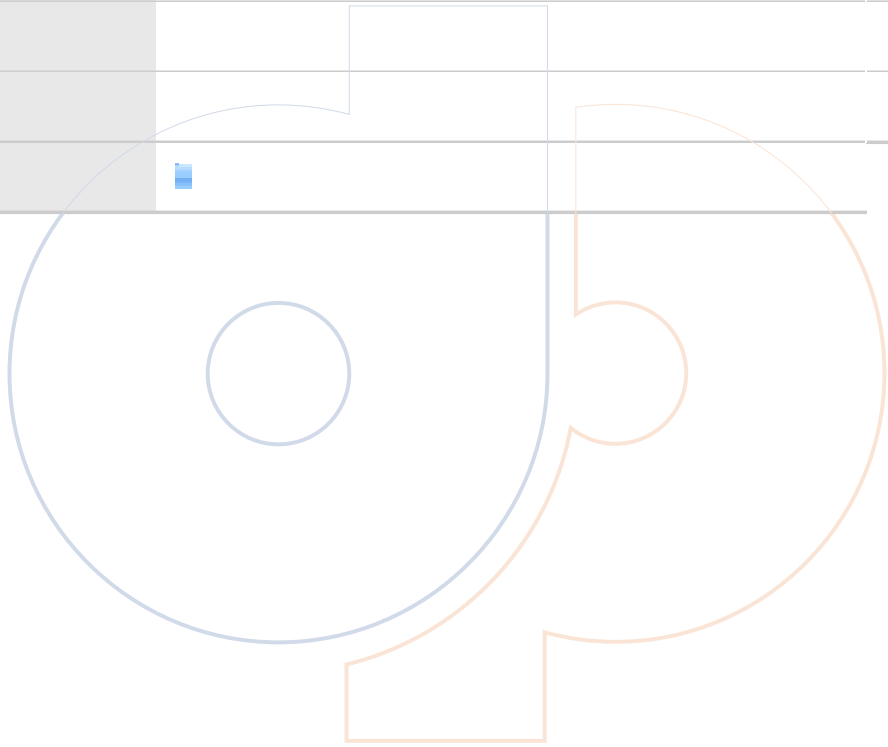
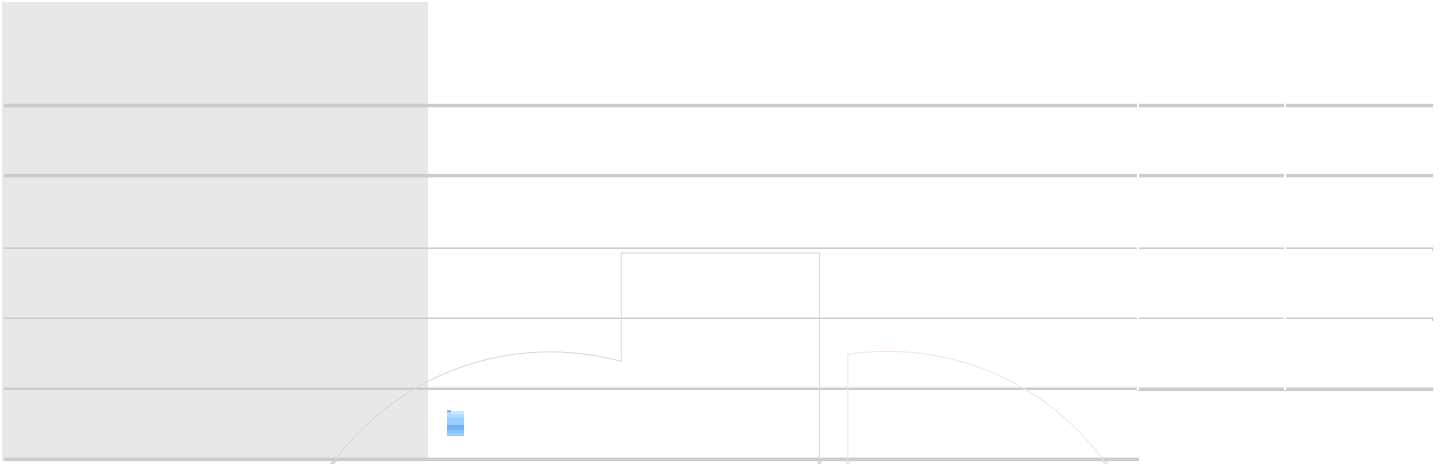


Dy





17. 17. Please identify the program/major in which you are earning a degree. If you have a double major, check both of your majors. (Note: Liberal Arts and Integrated Studies Students, check Liberal Arts or Integrated Studies. Do not check your field of study as a major.)

	Response Percent	Response Count
Accounting	0.0%	0
Advertising	0.0%	0
Agricultural Science & Technology (associate's)	0.0%	0
Agricultural Science (bachelor's)	0.0%	0
Animal Technology/Animal-Equine	0.0%	0
Animal Technology/Vet Tech, Pre-Vet	0.0%	0
Applied Physics	0.0%	0
Art	12.0%	10
Athletic Training	0.0%	0
Biology	0.0%	0
Business Administration (associate's)	0.0%	0
Business Administration (bachelor's)	0.0%	0
Career & Technical Education (associate's)	0.0%	0
Career & Technical Education (bachelor's)	0.0%	0
Chemistry	0.0%	0
Civil Engineering Technology (associate's)	0.0%	0
answered question		83
skipped question		0

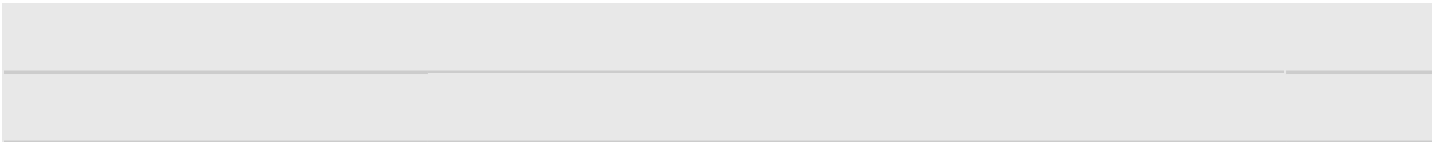


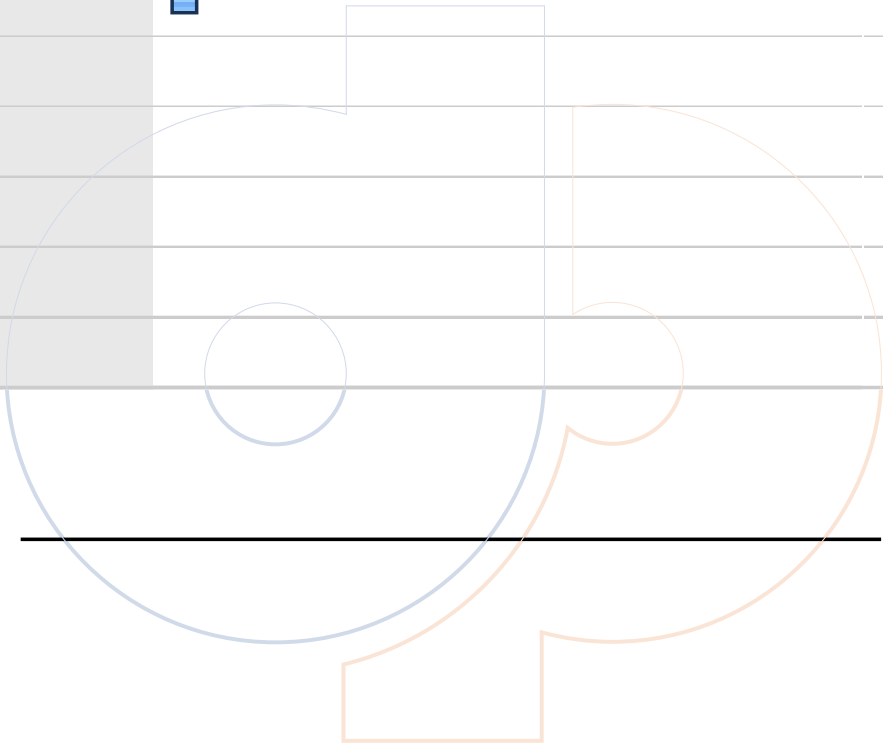


Dy






Dy





Dy



17. 17. Please identify the program/major in which you are earning a degree. If you have a double major, check both of your majors. (Note: Liberal Arts and Integrated Studies Students, check Liberal Arts or Integrated Studies. Do not check your field of study as a major.)

Television Production		0.0%	0
Theatre	<input type="checkbox"/>	1.2%	1
Wildlife & Conservation Biology		0.0%	0
answered question			83
skipped question			0

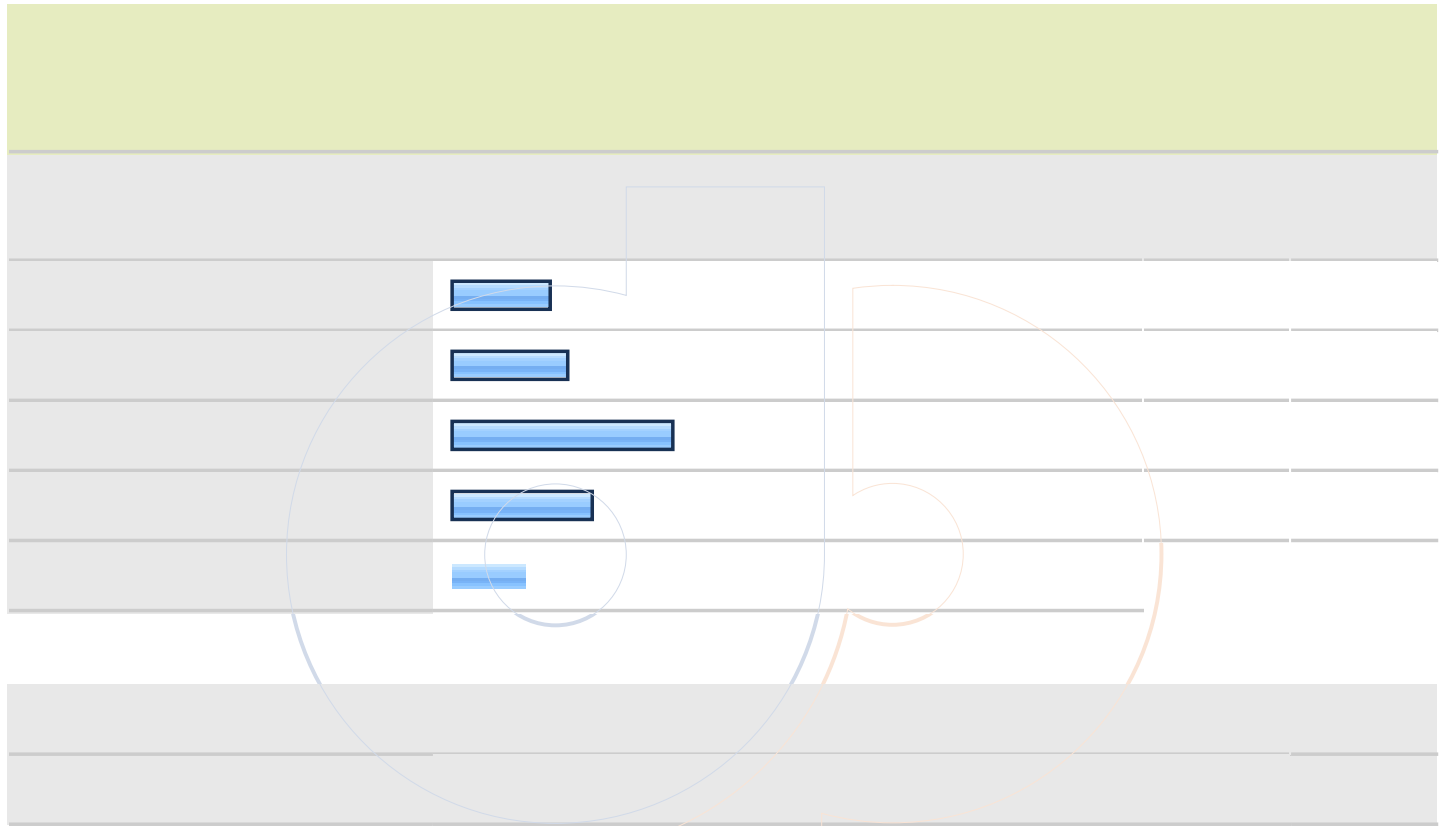

18. 20. What is the highest degree you eventually hope to receive?

		Response Percent	Response Count
Associate	<input type="checkbox"/>	0.0%	0
Baccalaureate	<input type="checkbox"/>	26.5%	22
Graduate	<input checked="" type="checkbox"/>	57.8%	48
Professional	<input type="checkbox"/>	15.7%	13
answered question			83
skipped question			0

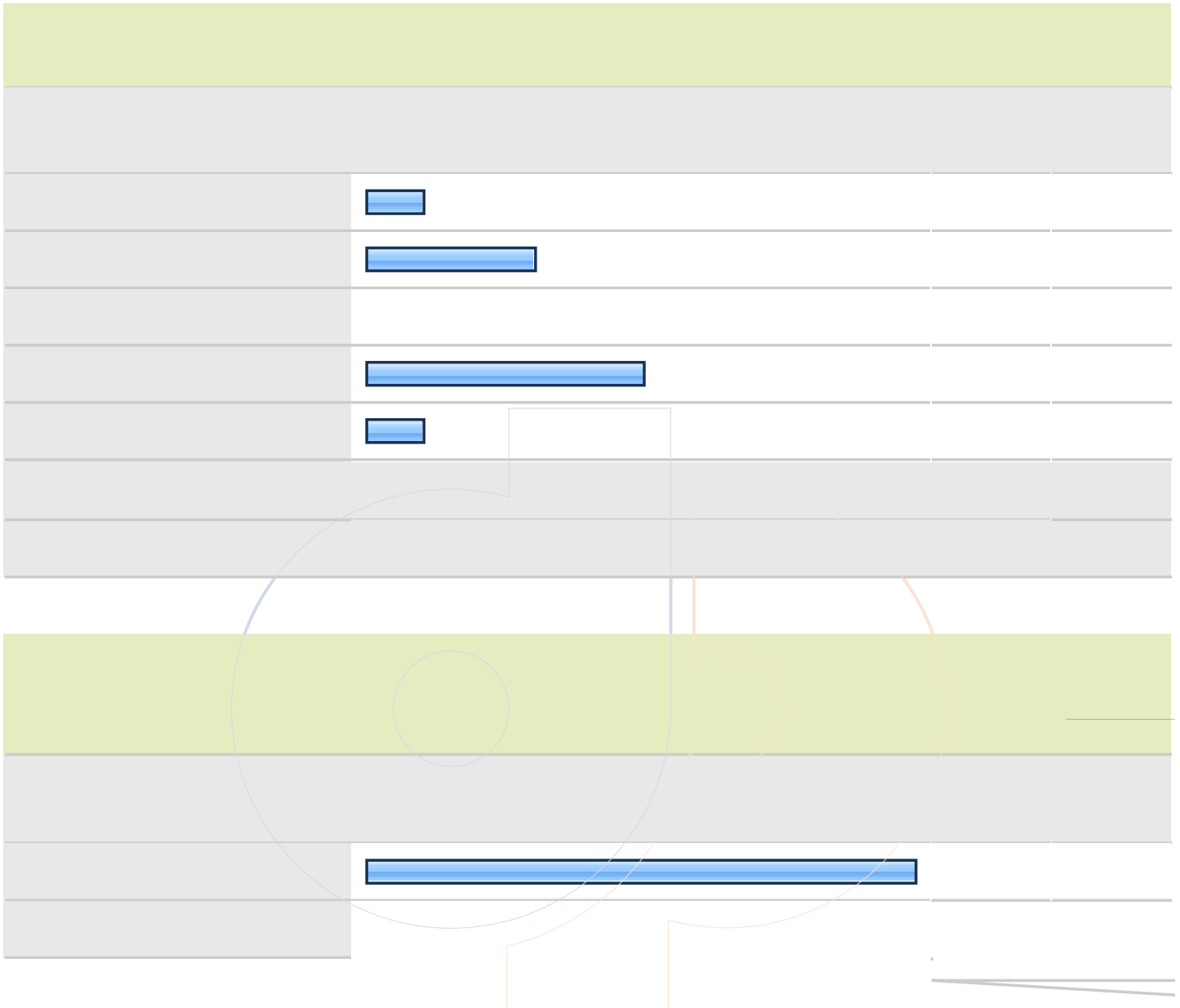
19. 21. Which best describes your situation?

		Response Percent	Response Count
Did not change major/area		59.0%	49
Did not initially declare major/area		2.4%	2
Changed major/area		38.6%	32
		answered question	83
		skipped question	0









Dy





Dy



24. 26. Did you take any online courses while at Murray State?








		Response Percent	Response Count
Yes		51.8%	43
No		48.2%	40
answered question			83
skipped question			0

25. 27. Did it take you an extra semester or more to complete degree requirements at

Dy

26. 28. Why did it take you an extra semester or more?

		Response Percent	Response Count
Work obligation limited my enrollment.		12.5%	5
Family obligations limited my enrollment.		12.5%	5
Tuition and other costs of attendance limited my enrollment.		7.5%	3
A decision to change majors added to my requirements.		35.0%	14
A required course or courses were not offered.		10.0%	4
Credits were lost transferring to Murray State.		5.0%	2
Other (please specify)		40.0%	16
		answered question	40
		skipped question	43

Dy

26. 28. Why did it take you an extra semester or more?

answered question 40

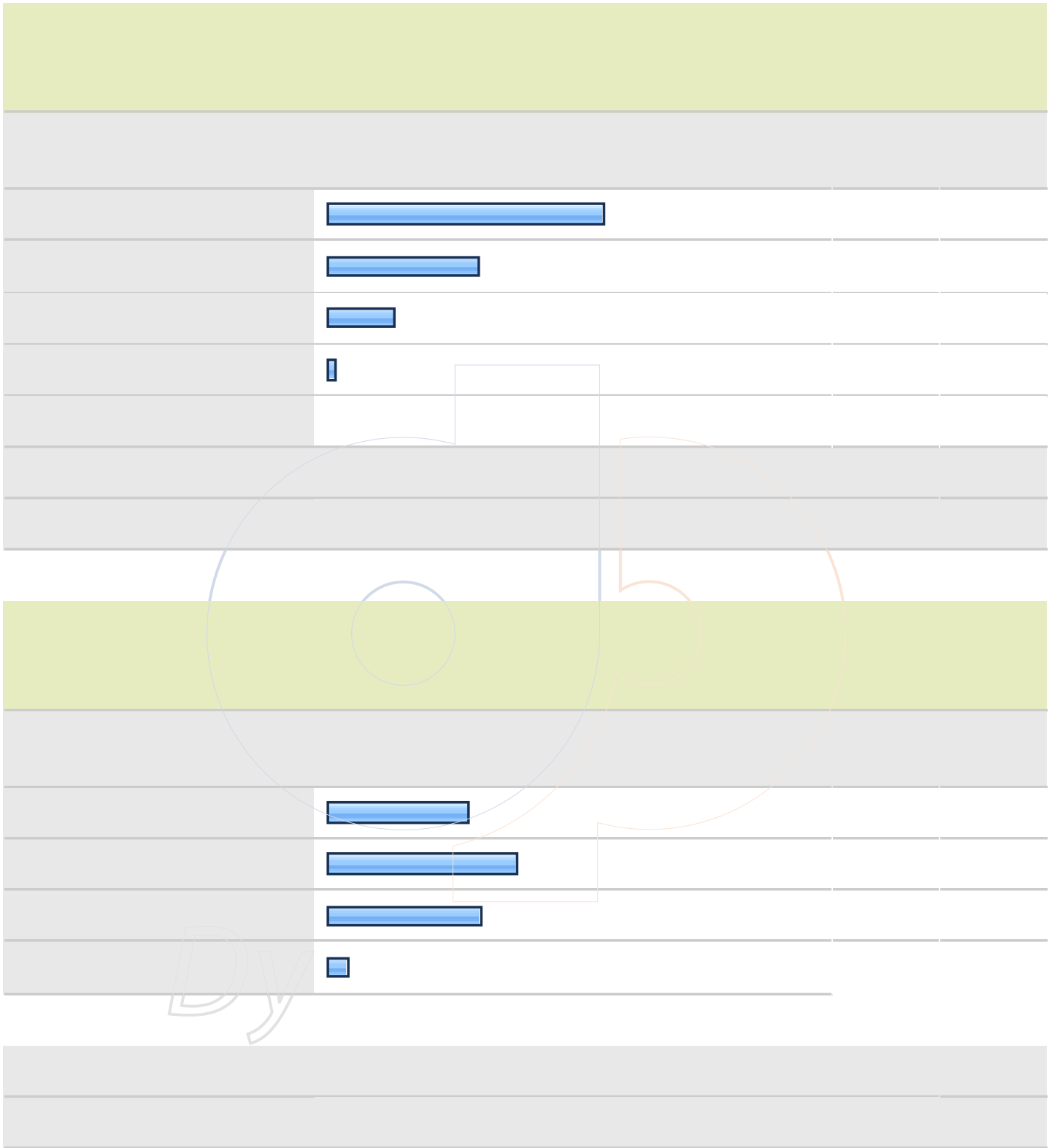
skipped question 43



27. 29. Did you have trouble getting any course(s) you needed while at Murray State?

answered question 83

skipped question 0








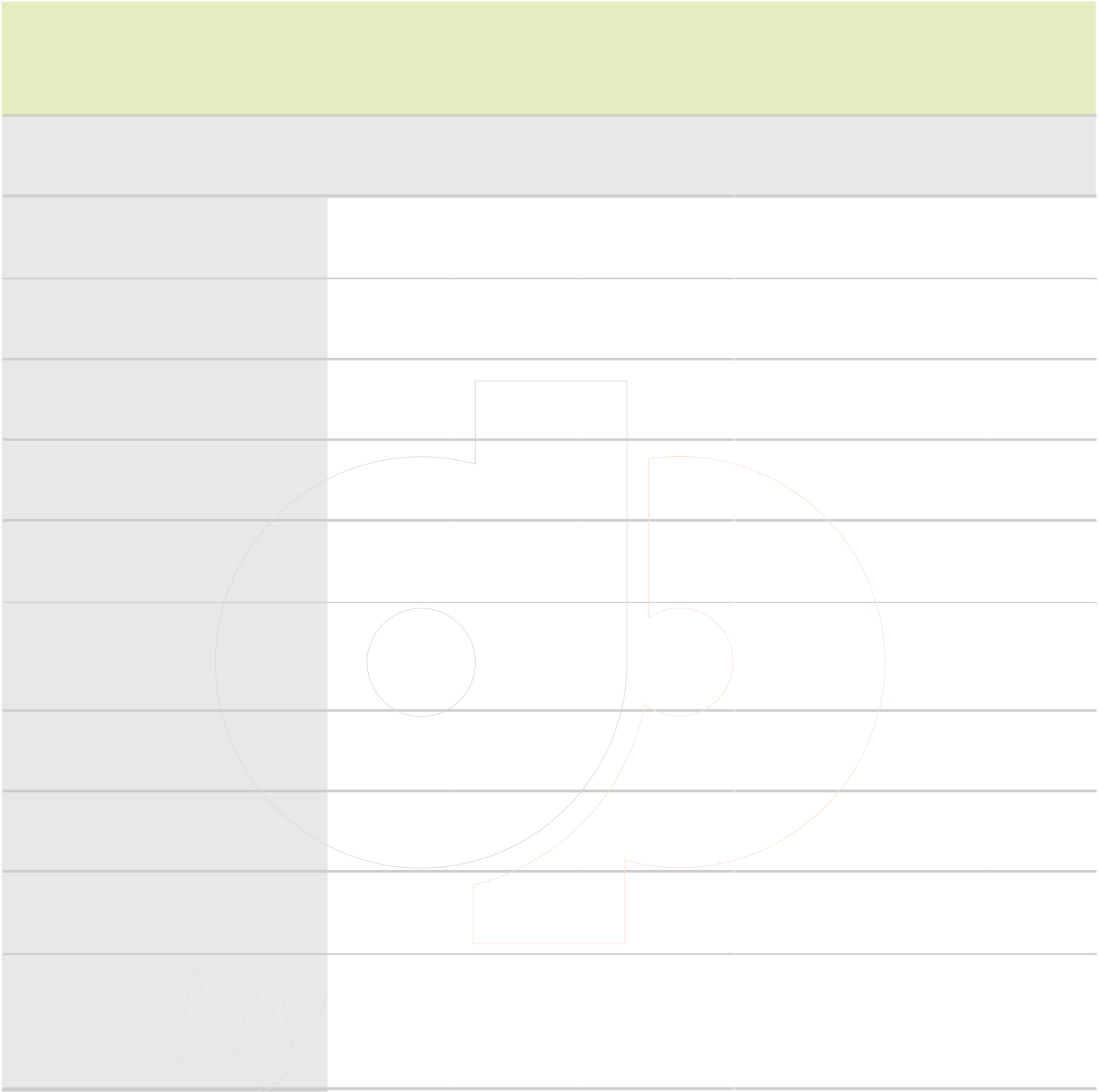
Dy

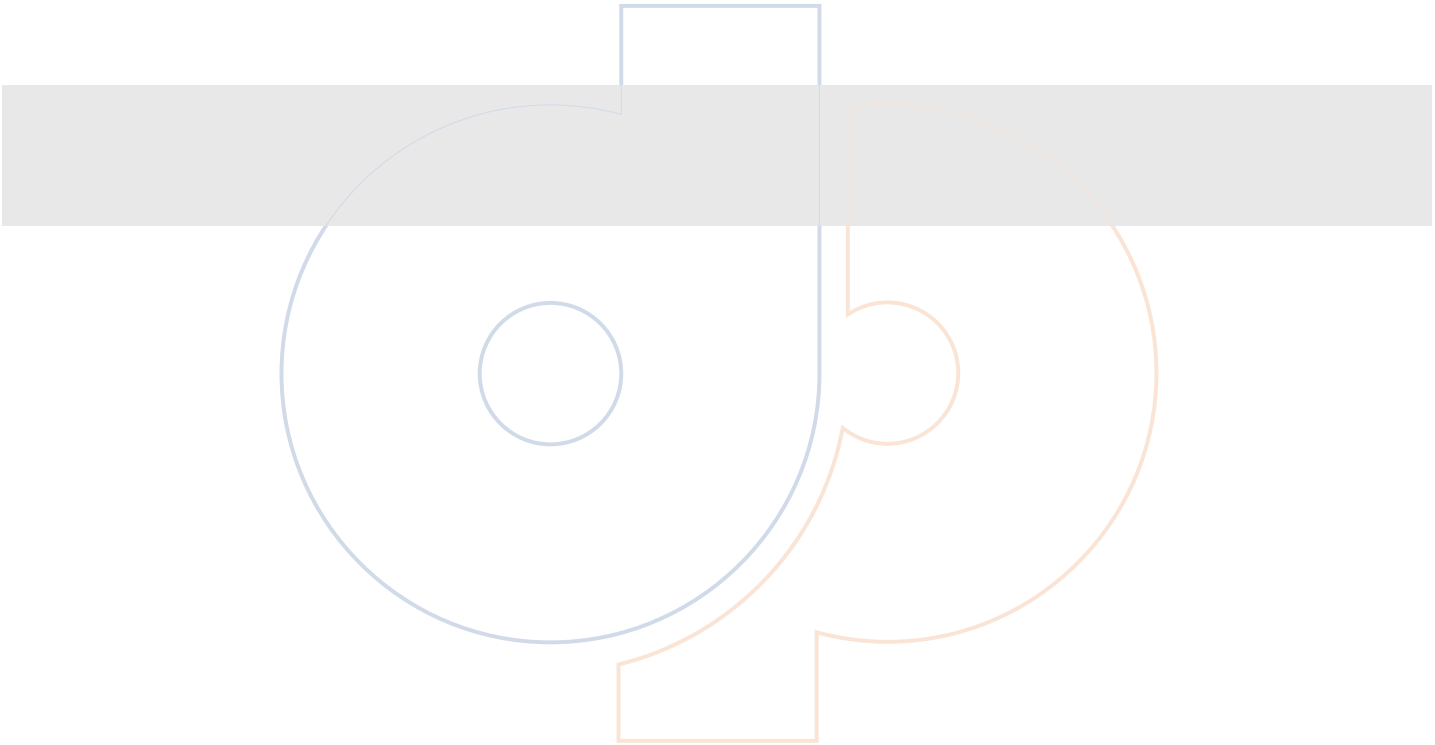

31. 33. Which statement best describes your experience with academic advising in your major/area?

answered question

83








Dy

34. Questions 56-89 For each of these services, activities or programs that you used, please indicate the extent to which you were satisfied that they met your needs. For those that you did not use, mark the "Did Not Use" option.

	Very satisfied	Satisfied	Dissatisfied	Very dissatisfied	Did Not Use	Rating Average	Rating Count
56. African-American/Multicultural Student Services	7.8% (6)	6.5% (5)	2.6% (2)	0.0% (0)	83.1% (64)	3.31	77
57. Blackboard/Canvas	28.4% (21)	67.6% (50)	4.1% (3)	0.0% (0)	0.0% (0)	3.24	74
58. Career Services Office	11.7% (9)	40.3% (31)	5.2% (4)	0.0% (0)	42.9% (33)	3.11	77
59. Cultural programming and activities	11.7% (9)	31.2% (24)	1.3% (1)	0.0% (0)	55.8% (43)	3.24	77
60. Degree audit (MAP report)	42.1% (32)	48.7% (37)	1.3% (1)	0.0% (0)	7.9% (6)	3.44	76
61. Financial Aid Office customer service	15.8% (12)	51.3% (39)	13.2% (10)	2.6% (2)	17.1% (13)	2.97	76
62. Dining Services	13.0% (10)	53.2% (41)	14.3% (11)	3.9% (3)	15.6% (12)	2.89	77
63. Graduation Office	15.6% (12)	57.1% (44)	3.9% (3)	1.3% (1)	22.1% (17)	3.12	77
64. Greek life and activities	14.5% (11)	11.8% (9)	0.0% (0)	0.0% (0)	73.7% (56)	3.55	76
65. Health Services	23.4% (18)	39.0% (30)	10.4% (8)	1.3% (1)	26.0% (20)	3.14	77
66. Honor Societies/Departmental Clubs/Special Interest Organizations	24.7% (19)	39.0% (30)	2.6% (2)	1.3% (1)	32.5% (25)	3.29	77
67. International program	0.3% (1)						
answered question							77
skipped question							6




34. Questions 56-89 For each of these services, activities or programs that you used, please indicate the extent to which you were satisfied that they met your needs. For those that you did not use, mark the "Did Not Use" option.

82. Student Disability Services (SDS)	14.3% (11)	6.5% (5)	0.0% (0)	0.0% (0)	79.2% (61)	3.69	77	
83. Transcript requests	13.0% (10)	41.6% (32)	6.5% (5)	1.3% (1)	37.7% (29)	3.06	77	
84. Student Support Services (SSS)	10.7% (8)	10.7% (8)	0.0% (0)	0.0% (0)	78.7% (59)	3.50	75	
85. Transfer Center	10.4% (8)	23.4% (18)	0.0% (0)	0.0% (0)	66.2% (51)	3.31	77	
86. University Counseling Services	15.6% (12)	19.5% (15)	6.5% (5)	0.0% (0)	58.4% (45)	3.22	77	
87. Veteran Services	10.4% (8)	5.2% (4)	0.0% (0)	0.0% (0)	84.4% (65)	3.67	77	
88. Wellness Center	26.3% (20)	52.6% (40)	2.6% (2)	0.0% (0)	18.4% (14)	3.29	76	
89. Women's Center	7.8% (6)	16.9% (13)	0.0% (0)	0.0% (0)	75.3% (58)	3.32	77	
answered question							77	
skipped question							6	

Dy

35. 90. To what extent did you participate in Residential College activities?

		Response Percent	Response Count
Did not participate		28.6%	22
Frequently		16.9%	13
Occasionally		26.0%	20
Seldom		28.6%	22
answered question			77
skipped question			6



35. 90. To what extent did you participate in Residential College activities?


answered question	77
skipped question	6

36. 91. Which phrase best describes your opinion of Residential Colleges?

		Response Percent	Response Count
Not familiar with Residential Colleges		23.4%	18
Very positive		20.8%	16
Positive		50.6%	39
Negative		5.2%	4
Very negative		0.0%	0
		answered question	77
		skipped question	6

37. 92. When you graduate how many times will you have studied abroad during your university career?

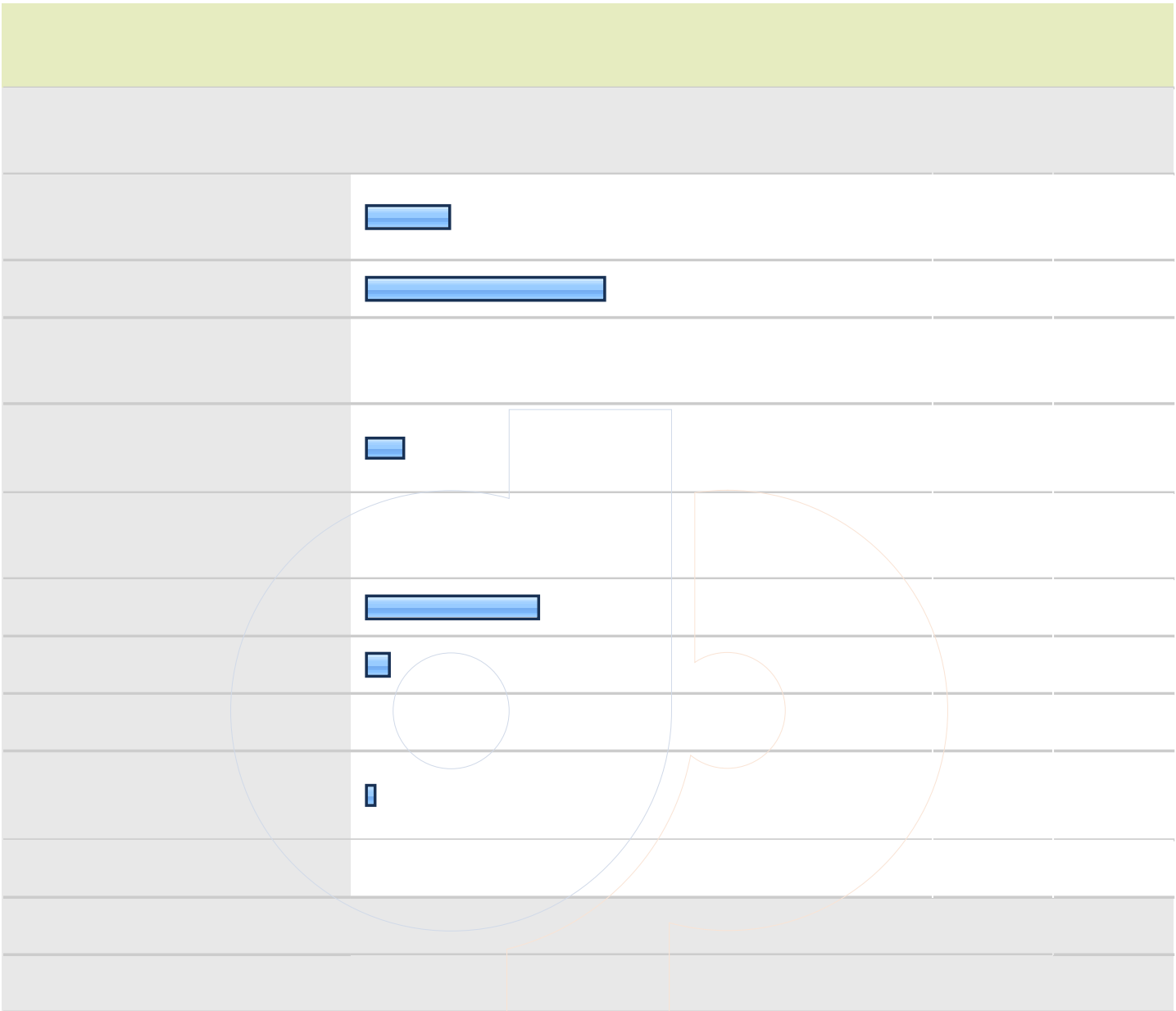
		Response Percent	Response Count
None		65.8%	50
One		27.6%	21
Two		5.3%	4
Three or more		1.3%	1
		answered question	76
		skipped question	7



38. Questions 93-102 The University has formulated ten desired "Characteristics of the Murray State University Graduate." Please indicate how effective your MSU experience was in enhancing your abilities in each area.

100. Understand the importance of the behaviors necessary to maintain a healthy lifestyle;	50.7% (38)	38.7% (29)	8.0% (6)	2.7% (2)	3.37	75
101. Demonstrate mastery of a chosen field of study;	57.3% (43)	37.3% (28)	5.3% (4)	0.0% (0)	3.52	75
102. Value intellectual pursuit and continuous learning in a changing world.	60.8% (45)	36.5% (27)	2.7% (2)	0.0% (0)	3.58	74
answered question						75
skipped question						8

Dy



Dy

39. 103. What do you expect to do after you graduate?

answered question	75
skipped question	8

40. 104. If you are already employed, how closely related is your job to your field of study?

		Response Percent	Response Count
Extremely close		12.3%	9
Somewhat close		11.0%	8
Somewhat different		9.6%	7
Extremely different		12.3%	9
I cannot determine		4.1%	3
Does not apply		50.7%	37
		answered question	73
		skipped question	10

Dy



Dy

41. 105. If you intend to work full-time, what do you expect your salary to be?

Blank response area for question 41.105.

Blank response area for question 41.105.


Response area for question 41.105 containing four horizontal bars of varying lengths, all colored blue. A large, faint watermark of the number '5' is visible in the background.

Blank response area for question 41.105.

Response area for question 41.105 containing four horizontal bars of varying lengths. The top two bars are blue, the second one is pink, and the bottom two are very short blue bars. A large, faint watermark of the number '5' is visible in the background.

44. Feedback:

	Response Count
	11
answered question	11
skipped question	72



45. 17. Please identify the program/major in which you are earning a degree. If you have a double major, check both of your majors. (Note: Liberal Arts and Integrated Studies Students, check Liberal Arts or Integrated Studies. Do not check your field of study as a major.)

Sociology



DynamicPDF


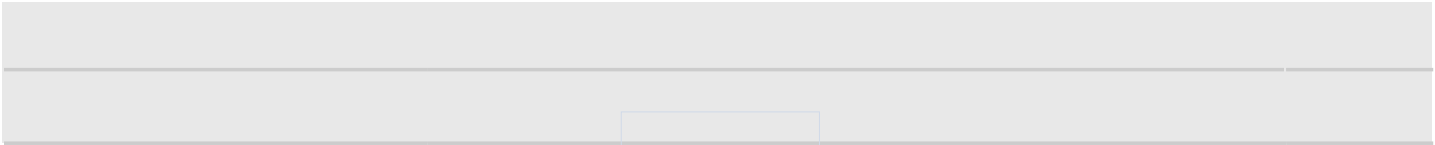


answered question 0

skipped question 83



Dy





Dy