







3. 3. Ethnic Background

| | | Response Percent | Response Count |
|--|--|------------------|----------------|
| White |  | 81.1% | 30 |
| Black/African-American |  | 10.8% | 4 |
| Asian | | 0.0% | 0 |
| Hispanic/Latino | | 0.0% | 0 |
| American Indian/Alaskan Native |  | 2.7% | 1 |
| Native Hawaiian/Other Pacific Islander |  | 2.7% | 1 |
| Two or more races |  | 2.7% | 1 |
| answered question | | | 37 |
| skipped question | | | 0 |

4. 4. Are you a U.S. citizen?

| | | Response Percent | Response Count |
|--------------------------|--|------------------|----------------|
| Yes |  | 100.0% | 37 |
| No | | 0.0% | 0 |
| answered question | | | 37 |
| skipped question | | | 0 |

5. 5. What is your residency classification at MSU?

answered question 37

skipped question 0



5. 5. What is your residency classification at MSU?

| | |
|-------------------|----|
| answered question | 37 |
| skipped question | 0 |



6. 6. Age

| | | Response Percent | Response Count |
|---------------|--|-------------------|----------------|
| 24 or younger | | 21.6% | 8 |
| 25-34 | | 21.6% | 8 |
| 35-44 | | 43.2% | 16 |
| 45 or older | | 13.5% | 5 |
| | | answered question | 37 |
| | | skipped question | 0 |




7. 7. Has either of your parents received a bachelor's degree?

| | | Response Percent | Response Count |
|-----|--|-------------------|----------------|
| Yes | | 29.7% | 11 |
| No | | 70.3% | 26 |
| | | answered question | 37 |
| | | skipped question | 0 |




8. 8. Has either of your parents received a degree from MSU?

| | | Response Percent | Response Count |
|-------------------|--|------------------|----------------|
| Yes |  | 10.8% | 4 |
| No |  | 89.2% | 33 |
| answered question | | | 37 |
| skipped question | | | 0 |

9. 9. What was your original entry status to MSU?

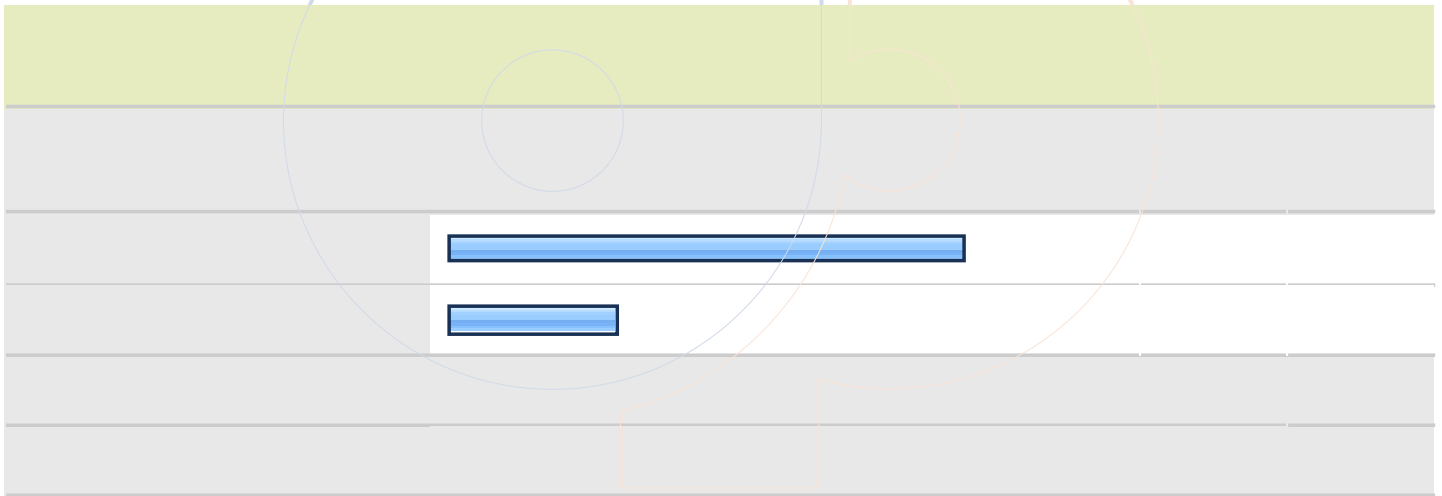
| | | Response Percent | Response Count |
|--|---|------------------|----------------|
| Freshman |  | 18.9% | 7 |
| Transfer from community college/technical school |  | 67.6% | 25 |
| Transfer from 4-yr institution |  | 13.5% | 5 |
| answered question | | | 37 |
| skipped question | | | 0 |

10. 10. How many credits were transferred?

| | | Response Percent | Response Count |
|-------------------|--|------------------|----------------|
| 12 or fewer | | 0.0% | 0 |
| 13-30 |  | 3.3% | 1 |
| 31-60 |  | 23.3% | 7 |
| Over 60 |  | 73.3% | 22 |
| answered question | | | 30 |
| skipped question | | | 7 |

11. 11. Approximately what percent of your University Studies (general education) classes did you take at MSU?

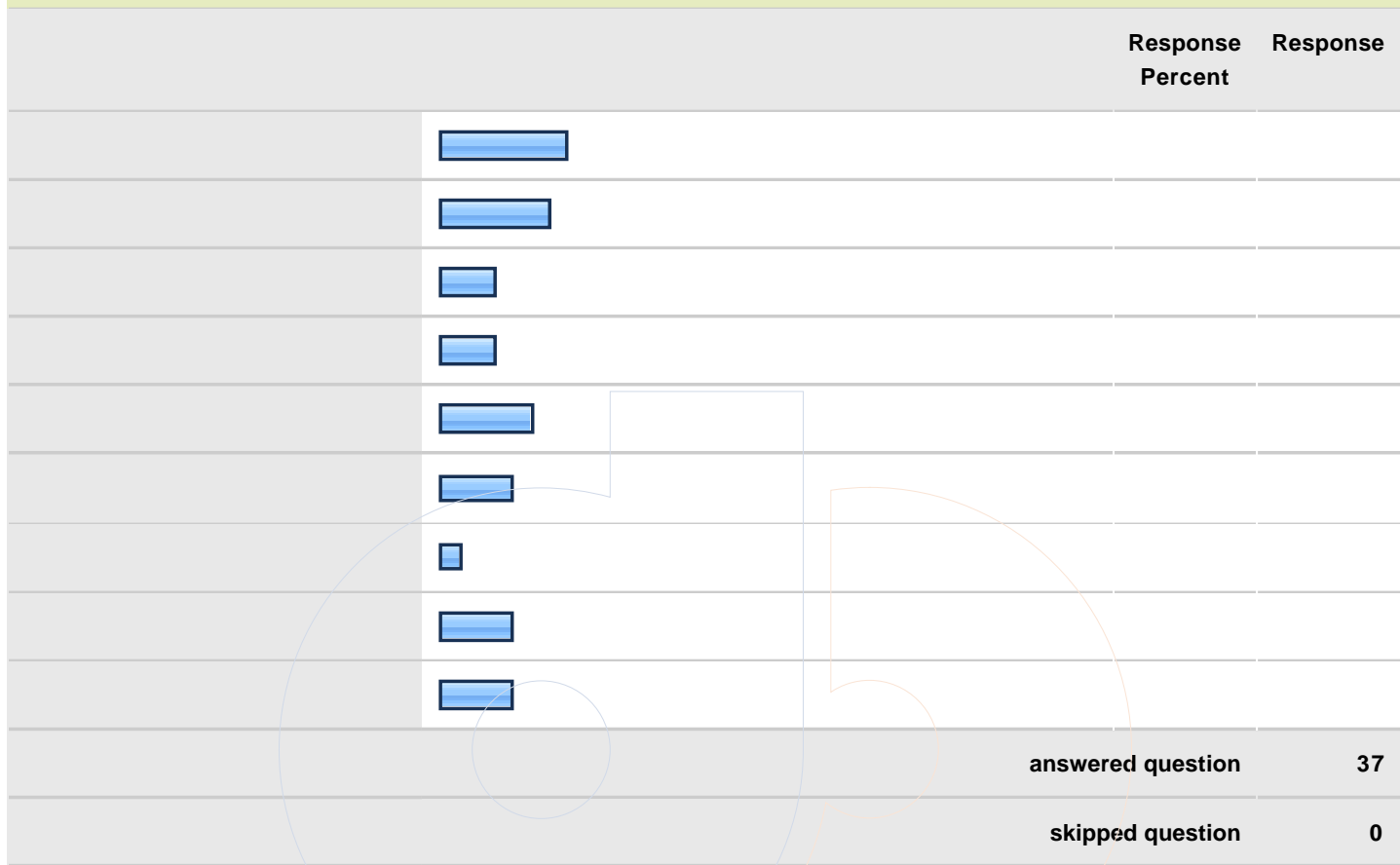
| | | Response Percent | Response Count |
|-----------|--|-------------------|----------------|
| Under 25% | | | |
| | | | |
| | | | |
| | | | |
| | | answered question | 30 |
| | | skipped question | 7 |



Dy

Under 25%

13. 13. In which Residential College are you a member?





Dy







13. 13. In which Residential College are you a member?

| | |
|-------------------|----|
| answered question | 37 |
| skipped question | 0 |





14. 14. Have you ever received any type of Financial Aid while at MSU? (scholarships, grants, work-study, etc.)

| | | Response Percent | Response Count |
|-------------------|--|------------------|----------------|
| Yes |  | 83.8% | 31 |
| No |  | 16.2% | 6 |
| answered question | | | 37 |
| skipped question | | | 0 |

15. 15. How many years will it take you to complete your degree from the point of your initial enrollment in college (including any time at a previous institution)?

| | | Response Percent | Response Count |
|-------------------|---|------------------|----------------|
| Two |  | 19.4% | 7 |
| Three |  | 8.3% | 3 |
| Four |  | 13.9% | 5 |
| Five |  | 16.7% | 6 |
| Six |  | 13.9% | 5 |
| More than six |  | 27.8% | 10 |
| answered question | | | 36 |
| skipped question | | | 1 |


16. 16. In what range does your grade point average fall?

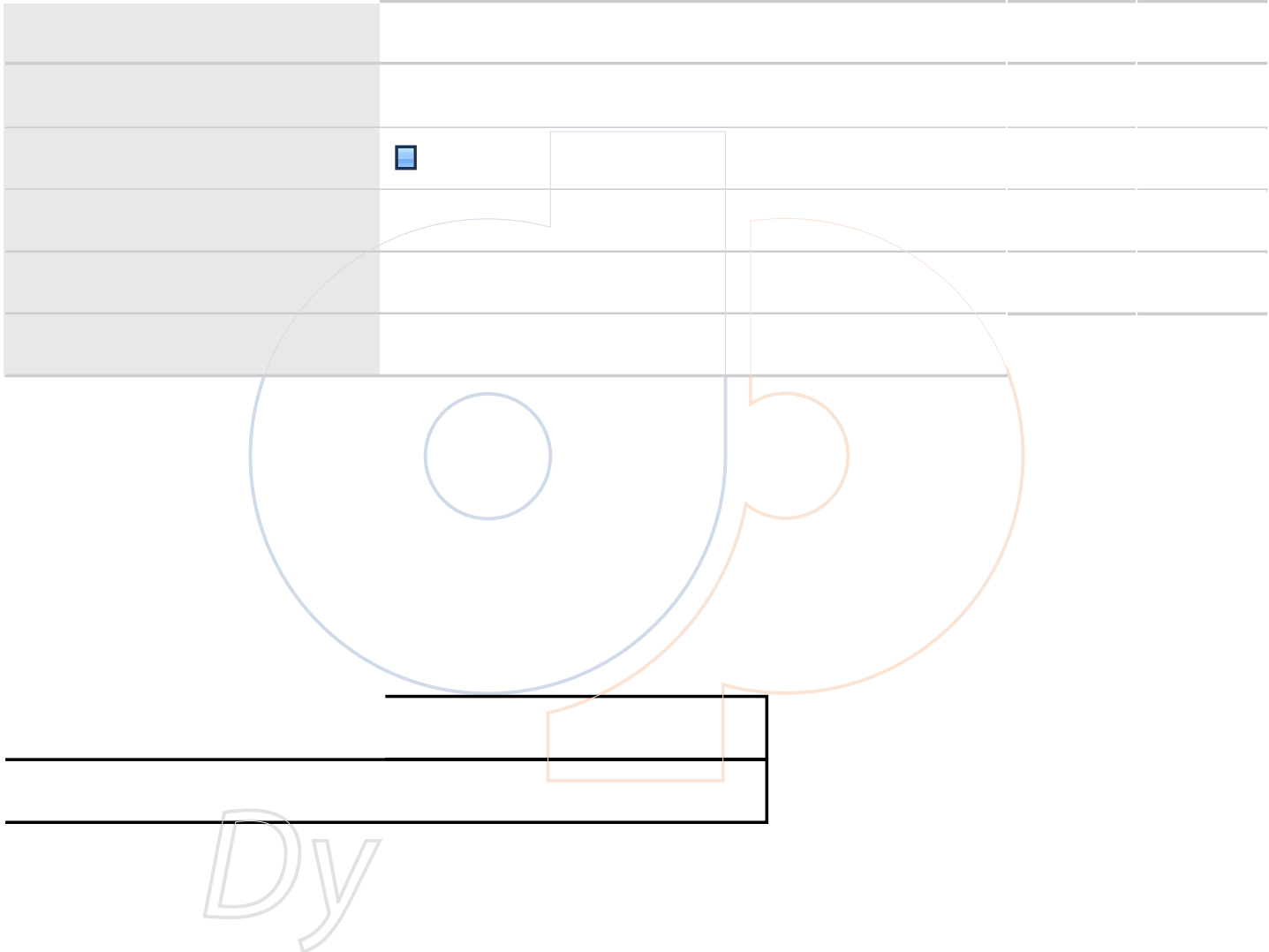
| | | Response Percent | Response Count |
|--------------------------|---|------------------|----------------|
| Less than 2.00 | | 0.0% | 0 |
| 2.00-2.50 |  | 2.7% | 1 |
| 2.51-3.00 |  | 35.1% | 13 |
| 3.01-3.50 |  | 27.0% | 10 |
| 3.51-4.00 |  | 35.1% | 13 |
| answered question | | | 37 |
| skipped question | | | 0 |


Dy



Dy










17. 17. Please identify the program/major in which you are earning a degree. If you have a double major, check both of your majors. (Note: Liberal Arts and Integrated Studies Students, check Liberal Arts or Integrated Studies. Do not check your field of study as a major.)

| | | |
|-----------------------------------|--|-----------|
| Middle School Education | 0.0% | 0 |
| Music | 0.0% | 0 |
| Music Business | 0.0% | 0 |
| Nonprofit Leadership Studies | 0.0% | 0 |
| Nursing | 0.0% | 0 |
| Nursing/RN to BSN | 0.0% | 0 |
| Nutrition, Dietetics, & Food Mgmt | 0.0% | 0 |
| Occupational Safety and Health | 0.0% | 0 |
| Organizational Communication | 0.0% | 0 |
| Philosophy | 0.0% | 0 |
| Physics | 0.0% | 0 |
| Political Science | 0.0% | 0 |
| Psychology | 0.0% | 0 |
| Public Administration | 0.0% | 0 |
| Public Relations | 0.0% | 0 |
| Rec2059095 & Leisure Services | 411.088 548.113 0 548.113 h W n Q BT 0 0 0 rg 0 0 0 RG 0.985 w /GS0 gs /T1_1 6.7 | |
| answered question | | 37 |
| skipped question | | 0 |




17. 17. Please identify the program/major in which you are earning a degree. If you have a double major, check both of your majors. (Note: Liberal Arts and Integrated Studies Students, check Liberal Arts or Integrated Studies. Do not check your field of study as a major.)


| | | |
|---------------------------------|------|-----------|
| Television Production | 0.0% | 0 |
| Theatre | 0.0% | 0 |
| Wildlife & Conservation Biology | 0.0% | 0 |
| answered question | | 37 |
| skipped question | | 0 |

18. 20. What is the highest degree you eventually hope to receive?

| | | Response Percent | Response Count |
|--------------------------|---|------------------|----------------|
| Associate | | 0.0% | 0 |
| Baccalaureate |  | 43.2% | 16 |
| Graduate |  | 45.9% | 17 |
| Professional |  | 10.8% | 4 |
| answered question | | 37 | |
| skipped question | | 0 | |

19. 21. Which best describes your situation?



| | | Response Percent | Response Count |
|--------------------------------------|---|--------------------------|----------------|
| Did not change major/area |  | 35.1% | 13 |
| Did not initially declare major/area |  | 2.7% | 1 |
| Changed major/area |  | 62.2% | 23 |
| | | answered question | 37 |
| | | skipped question | 0 |







Dy

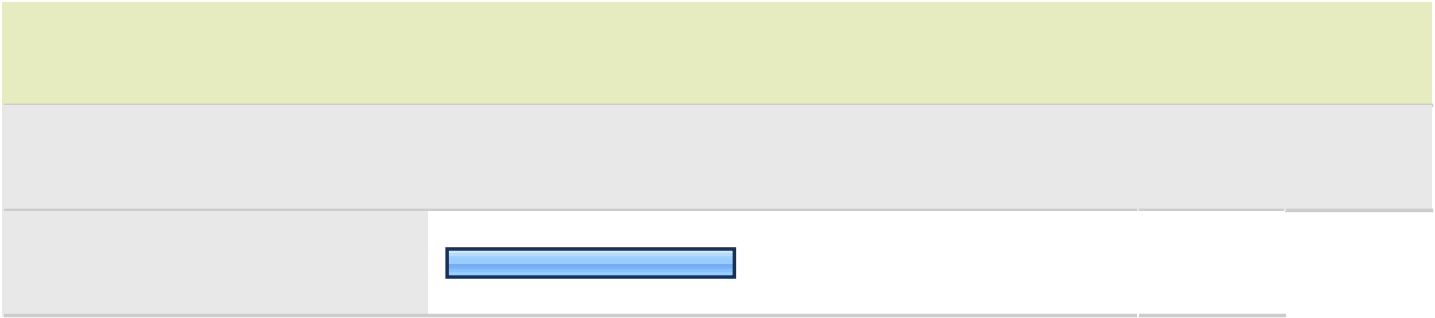
24. 26. Did you take any online courses while at Murray State?

| | | Response Percent | Response Count |
|-------------------|--|------------------|----------------|
| Yes |  | 91.9% | 34 |
| No |  | 8.1% | 3 |
| answered question | | | 37 |
| skipped question | | | 0 |

25. 27. Did it take you an extra semester or more to complete degree requirements at Murray State?

| | | Response Percent | Response Count |
|-------------------|--|------------------|----------------|
| Yes |  | 51.4% | 19 |
| No |  | 48.6% | 18 |
| answered question | | | 37 |
| skipped question | | | 0 |

Dy





Dy



26. 28. Why did it take you an extra semester or more?

| | |
|-------------------|----|
| answered question | 19 |
| skipped question | 18 |

27. 29. Did you have trouble getting any course(s) you needed while at Murray State?

| | | Response Percent | Response Count |
|-----|--|-------------------|----------------|
| Yes |  | 18.9% | 7 |
| No |  | 81.1% | 30 |
| | | answered question | 37 |
| | | skipped question | 0 |

28. 30. Why did you have trouble getting the course?

| | | Response Percent | Response Count |
|--|--|-------------------|----------------|
| The course was not offered the semester I needed it. |  | 85.7% | 6 |
| The course was not offered at hours convenient to my work schedule. | | 0.0% | 0 |
| The course was not offered at hours suitable for my school schedule. |  | 14.3% | 1 |
| All course sections were closed. | | 0.0% | 0 |
| I was unaware of the prerequisites for the course. | | 0.0% | 0 |
| | | answered question | 7 |
| | | skipped question | 30 |

29. 31. Which statement best describes your experience with off-campus coop/internship?

| | | Response Percent | Response Count |
|--|--|------------------|----------------|
| Cannot judge; I did not have one. | | 73.0% | 27 |
| My experience was very valuable. | | 10.8% | 4 |
| My experience was valuable. | | 10.8% | 4 |
| My experience was of little value. | | 2.7% | 1 |
| My experience was of no value. | | 2.7% | 1 |
| answered question | | | 37 |
| skipped question | | | 0 |

30. 32. Which statement best describes your experience with on-campus faculty-directed research, scholarly, or creative project?

| | | Response Percent | Response Count |
|---|--|------------------|----------------|
| Cannot judge; I did not have one. | | 29.7% | 11 |
| My experience was very valuable. | | 35.1% | 13 |
| My experience was valuable. | | 18.9% | 7 |
| My experience was of little value. | | 13.5% | 5 |
| My experience was of no value. | | 2.7% | 1 |
| answered question | | | 37 |
| skipped question | | | 0 |

31. 33. Which statement best describes your experience with academic advising in your major/area?


| | | Response Percent | Response Count |
|--|--|--------------------------|----------------|
| Cannot judge; I did not make use of the opportunity. | | 8.1% | 3 |
| I was satisfied with information my adviser provided. | | 78.4% | 29 |
| Advice was inaccurate, incomplete, or misleading. | | 10.8% | 4 |
| My adviser was not available. | | 2.7% | 1 |
| | | answered question | 37 |
| | | skipped question | 0 |

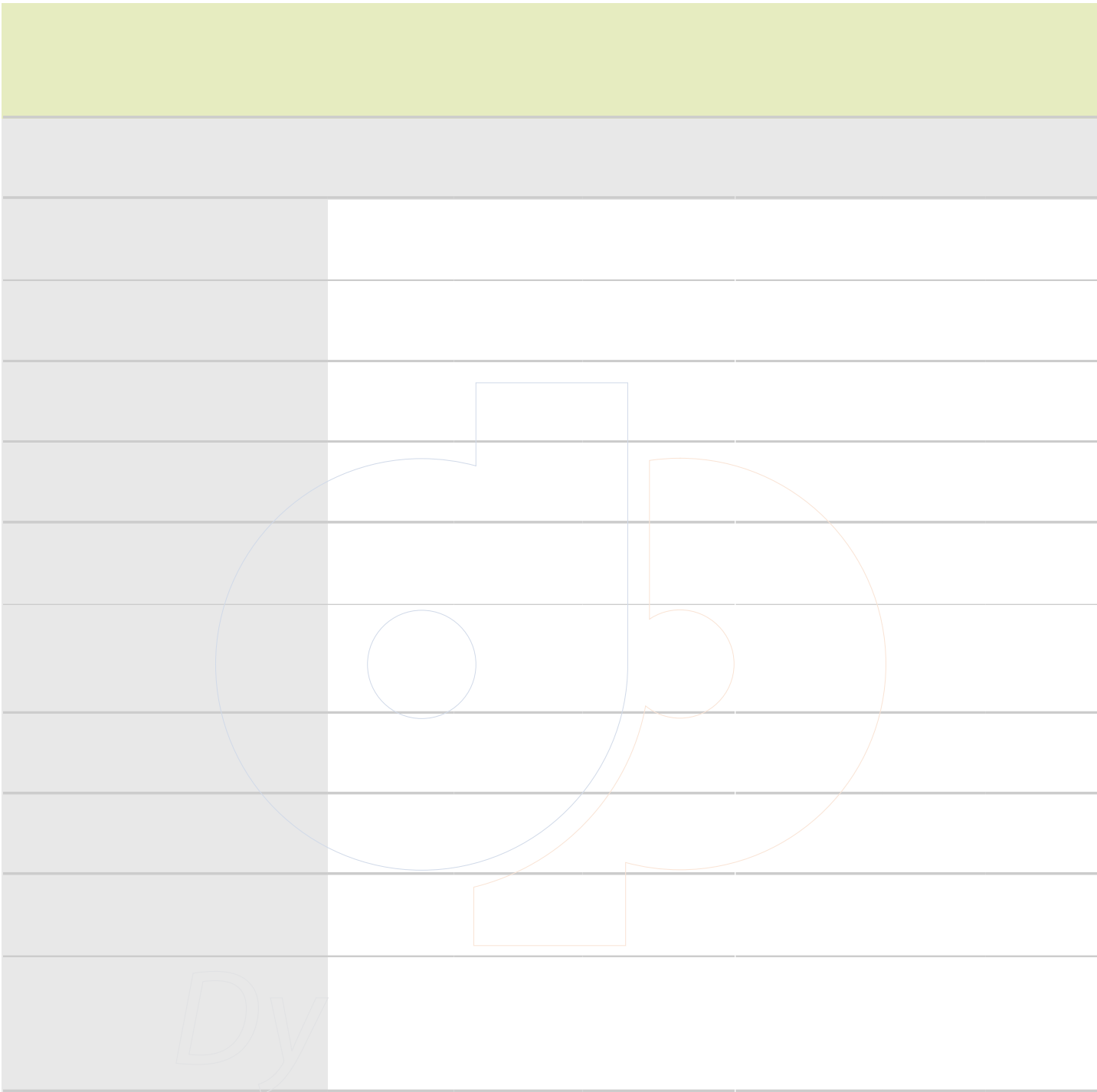
Dy

31. 33. Which statement best describes your experience with academic advising in your major/area?

answered question 37

skipped question 0





Dy



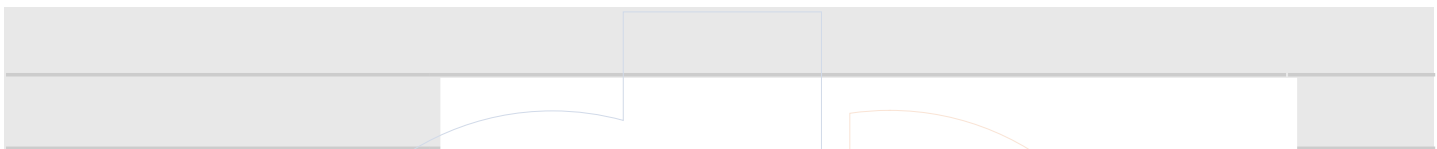

Dy

| | | | | | | | |
|---|-------------------|-------------------|----------|----------|-------------------|-------|----|
| 68. International student support services | 6.1% (2) | 9.1% (3) | 3.0% (1) | 0.0% (0) | 81.8% (27) | 3.17 | 33 |
| 69. Internet and wireless access for study and research needs | 32.4% (11) | 32.4% (11) | 8.8% (3) | 0.0% (0) | 26.5% (9) | 3.32 | 34 |
| 70. Intramural Sports and Recreation | 6.3% (2) | 15.6% (5) | 0.0% (0) | 0.0% (0) | 78.1% (25) | 3.29 | 32 |
| 71. LGBT programs | 2.9% (1) | 8.8% (3) | 2.9% (1) | 0.0% (0) | 85.3% (29) | 3.00 | 34 |
| 72. Lowry Center/Developmental courses and tutoring | 5.9% (2) | 11.8% (4) | 2.9% (1) | 0.0% (0) | 79.4% (27) | 3.14 | 34 |
| 73. Library | 36.4% (12) | 39.4% (13) | 3.0% (1) | 0.0% (0) | 21.2% (7) | 3.42 | 33 |
| 74. MSU web site | 41.2% (11) | 0.0% (0) | 0.5% (1) | 0.5% (1) | 0.0% (0) | 0.985 | 13 |


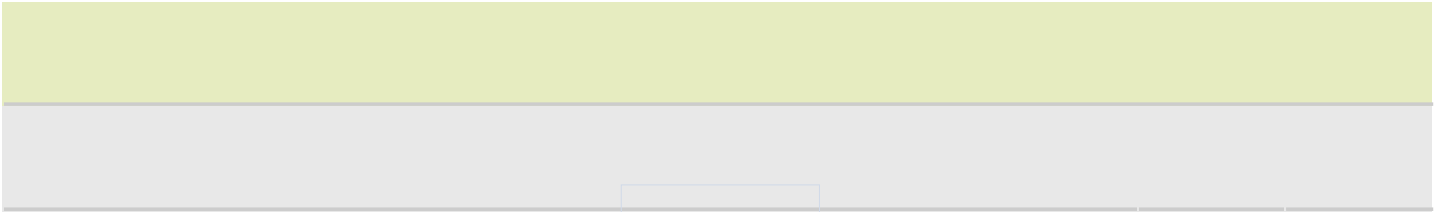

34. Questions 56-89 For each of these services, activities or programs that you used, please indicate the extent to which you were satisfied that they met your needs. For those that you did not use, mark the "Did Not Use" option.

| | | | | | | | |
|---------------------------------------|-----------|-------------------|----------|----------|-------------------|------|-----------|
| 82. Student Disability Services (SDS) | 11.8% (4) | 11.8% (4) | 5.9% (2) | 0.0% (0) | 70.6% (24) | 3.20 | 34 |
| 83. Transcript requests | 18.2% (6) | 45.5% (15) | 3.0% (1) | 0.0% (0) | 33.3% (11) | 3.23 | 33 |
| 84. Student Support Services (SSS) | 9.1% (3) | 33.3% (11) | 6.1% (2) | 0.0% (0) | 51.5% (17) | 3.06 | 33 |
| 85. Transfer Center | 26.5% (9) | 41.2% (14) | 5.9% (2) | 0.0% (0) | 26.5% (9) | 3.28 | 34 |
| 86. University Counseling Services | 11.8% (4) | 14.7% (5) | 2.9% (1) | 0.0% (0) | 70.6% (24) | 3.30 | 34 |
| 87. Veteran Services | 8.8% (3) | 8.8% (3) | 0.0% (0) | 0.0% (0) | 82.4% (28) | 3.50 | 34 |
| 88. Wellness Center | 14.7% (5) | 17.6% (6) | 0.0% (0) | 0.0% (0) | 67.6% (23) | 3.45 | 34 |
| 89. Women's Center | 6.1% (2) | 9.1% (3) | 3.0% (1) | 0.0% (0) | 81.8% (27) | 3.17 | 33 |
| answered question | | | | | | | 35 |
| skipped question | | | | | | | 2 |

Dy




Dy



Dy



Dy





38. Questions 93-102 The University has formulated ten desired "Characteristics of the Murray State University Graduate." Please indicate how effective your MSU experience was in enhancing your abilities in each area.

| | | | | | | |
|--|------------|-------------------|----------|----------|------|-----------|
| 100. Understand the importance of the behaviors necessary to maintain a healthy lifestyle; | 41.2% (14) | 55.9% (19) | 0.0% (0) | 2.9% (1) | 3.35 | 34 |
| 101. Demonstrate mastery of a chosen field of study; | 41.2% (14) | 52.9% (18) | 5.9% (2) | 0.0% (0) | 3.35 | 34 |
| 102. Value intellectual pursuit and continuous learning in a changing world. | 35.3% (12) | 55.9% (19) | 2.9% (1) | 5.9% (2) | 3.21 | 34 |
| answered question | | | | | | 34 |
| skipped question | | | | | | 3 |


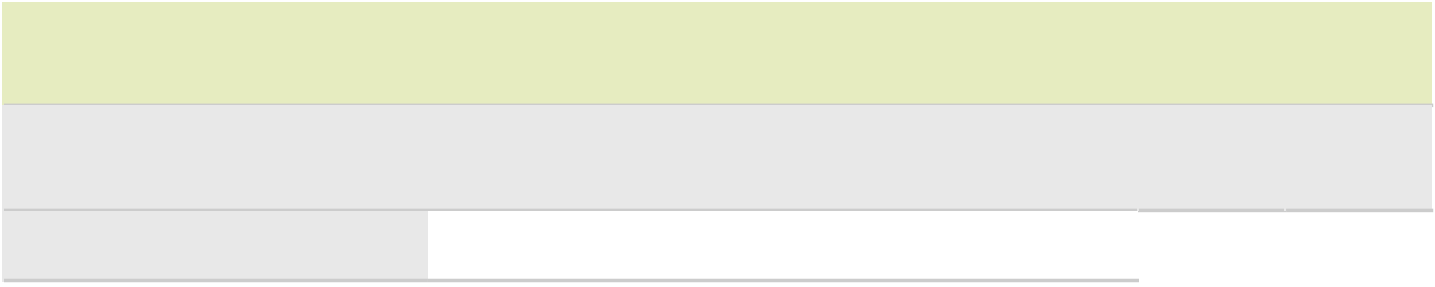
Dy



Dy



Dy







Dy





41. 105. If you intend to work full-time, what do you expect your salary to be?

| | |
|-------------------|----|
| answered question | 34 |
| skipped question | 3 |

42. 106. If you intend to continue your education, please indicate which statement best describes the institution you will attend.


| | | Response Percent | Response Count |
|-------------------------------------|---|-------------------|----------------|
| Murray State University |  | 50.0% | 17 |
| University/College in Kentucky |  | 11.8% | 4 |
| University/College outside Kentucky |  | 5.9% | 2 |
| Does not apply |  | 32.4% | 11 |
| | | answered question | 34 |
| | | skipped question | 3 |

43. 107. "I would recommend Murray State University to a prospective student."

| | | Response Percent | Response Count |
|-------------------|--|-------------------|----------------|
| Strongly agree |  | 70.6% | 24 |
| Agree |  | 23.5% | 8 |
| Disagree |  | 2.9% | 1 |
| Strongly disagree |  | 2.9% | 1 |
| | | answered question | 34 |
| | | skipped question | 3 |

44. Feedback:

| | Response Count |
|-------------------|----------------|
| | 8 |
| answered question | 8 |
| skipped question | 29 |




45. 17. Please identify the program/major in which you are earning a degree. If you have a double major, check both of your majors. (Note: Liberal Arts and Integrated Studies Students, check Liberal Arts or Integrated Studies. Do not check your field of study as a major.)

| | Response Percent | Response Count |
|---------------------------------------|--------------------------|----------------|
| Accounting | 0.0% | 0 |
| Advertising | 0.0% | 0 |
| Business Administration (associate's) | 0.0% | 0 |
| Business Administration (bachelor's) | 0.0% | 0 |
| Business GIS (certificate) | 0.0% | 0 |
| Computer Information Systems | 0.0% | 0 |
| Computer Science | 0.0% | 0 |
| Economics | 0.0% | 0 |
| Finance | 0.0% | 0 |
| Graphic Communications Media | 0.0% | 0 |
| International Business | 0.0% | 0 |
| Journalism | 0.0% | 0 |
| Management | 0.0% | 0 |
| Marketing | 0.0% | 0 |
| Organizational Communication | 0.0% | 0 |
| Public Relations | 0.0% | 0 |
| Television Production | 0.0% | 0 |
| Telecommunications Systems Mgmt | 0.0% | 0 |
| | answered question | 0 |
| | skipped question | 37 |



Dy



45. 17. Please identify the program/major in which you are earning a degree. If you have a double major, check both of your majors. (Note: Liberal Arts and Integrated Studies Students, check Liberal Arts or Integrated Studies. Do not check your field of study as a major.)

| | | |
|-------------------------------|------|-----------|
| Integrated Studies (BIS) | 0.0% | 0 |
| General Studies (associate's) | 0.0% | 0 |
| answered question | | 0 |
| skipped question | | 37 |

