

MSU Senior Survey

1. 1. Graduation Date



Month

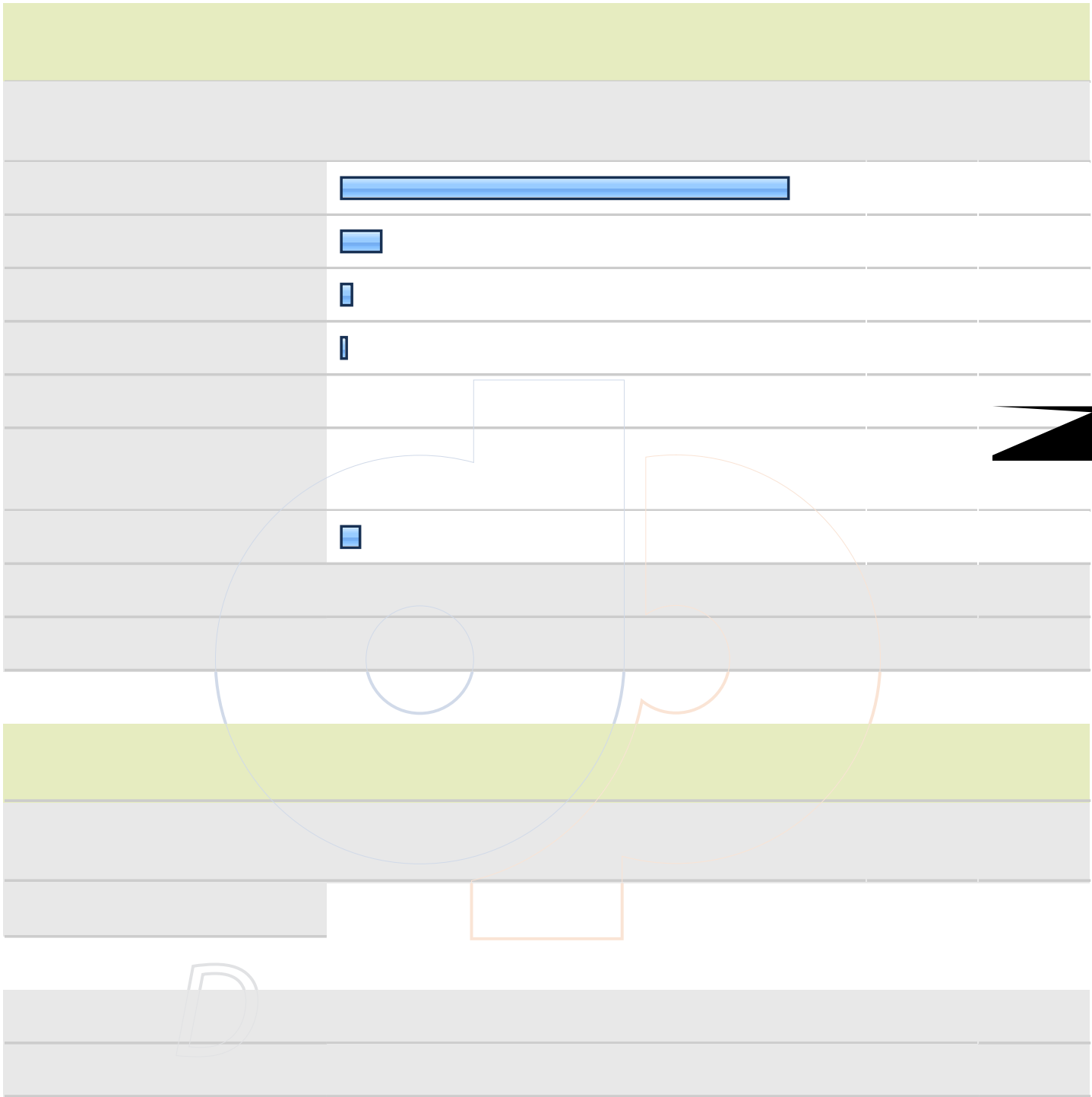
	May	August	December	Response Count
Please select the month and year that you plan to graduate:	72.0% (108)	1.3% (2)	26.7% (40)	150


Year



	2012	2013	2014	2015	2016	2017	2018	2019	2020	Response Count
Please select the month and year that you plan to graduate:	0.0% (0)	0.0% (0)	0.0% (0)	0.0% (0)	26.0% (39)	73.3% (110)	0.7% (1)	0.0% (0)	0.0% (0)	150
answered question										150
skipped question										0

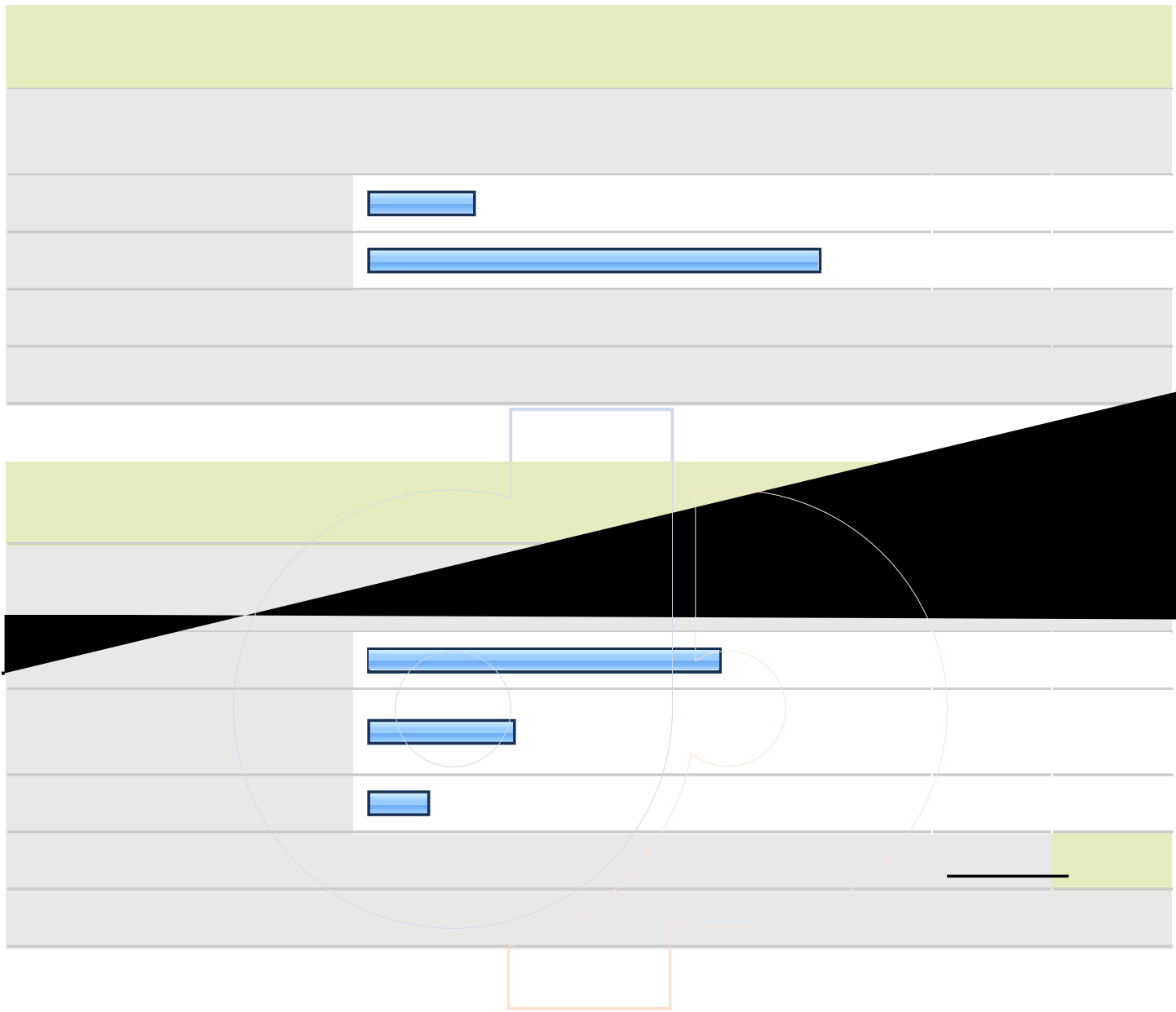
2. 2. Gender

	Response	
		
		
answered question		150
skipped question		0









D


11. 11. Approximately what percent of your University Studies (general education) classes did you take at MSU?

		Response Percent	Response Count
Under 25%		53.7%	29
25-49%		16.7%	9
50-74%		24.1%	13
75-100%		5.6%	3
answered question			54
skipped question			96

12. 12. What has been your attendance status at MSU?

		Response Percent	Response Count
Primarily full-time		93.3%	140
Primarily part-time		6.7%	10
answered question			150
skipped question			0





D

13. 13. In which Residential College are you a member?

answered question 150

skipped question 0


14. 14. Have you ever received any type of Financial Aid while at MSU? (scholarships,









16. 16. In what range does your grade point average fall?










		Response Percent	Response Count
Less than 2.00		0.7%	1
2.00-2.50		2.0%	3
2.51-3.00		31.3%	47
3.01-3.50		37.3%	56
3.51-4.00		28.7%	43
answered question			150
skipped question			0






Civil Engineering Technology (bachelor's)		0.0%	0
Communication Disorders		0.0%	0
Community Health		0.0%	0
Computer Information Systems		1.3%	2
Computer Science		2.7%	4
Creative Writing (BFA)		0.0%	0
Criminal Justice		0.0%	0
Economics		4.0%	6
Electromechanical Engineering Technology		0.0%	0
Elementary School Education		0.0%	0
Engineering Graphics & Design		0.0%	0
Engineering p.125 Tdvs		0.0%	0
			
			



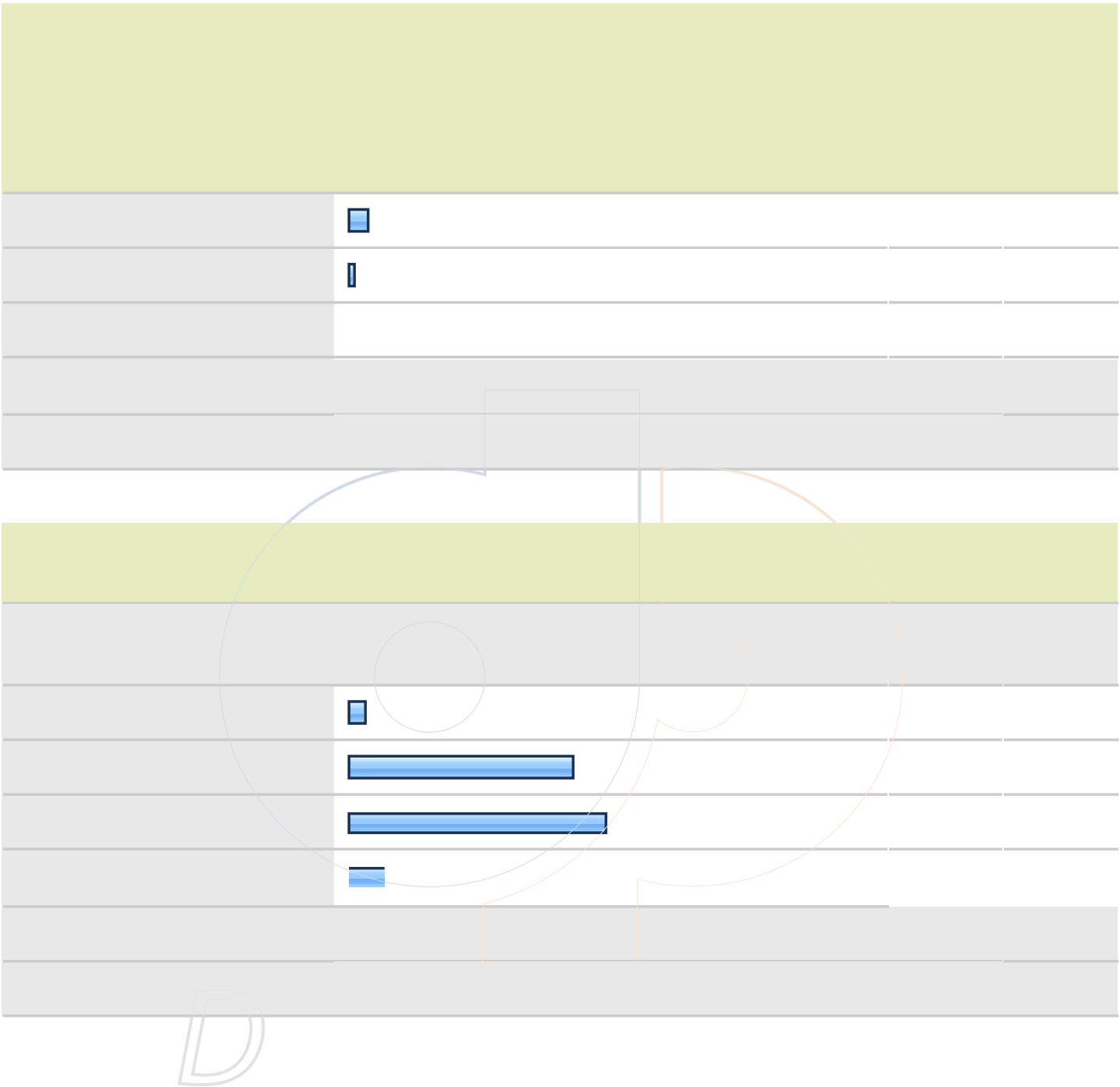



17. 17. Please identify the program/major in which you are earning a degree. If you have a double major, check both of your majors. (Note: Liberal Arts and Integrated Studies Students, check Liberal Arts or Integrated Studies. Do not check your field of study as a major.)

Middle School Education	<input type="checkbox"/>	0.7%	1
Music	<input type="checkbox"/>	0.7%	1
Music Business	<input type="checkbox"/>	0.0%	0
Nonprofit Leadership Studies	<input type="checkbox"/>	0.7%	1
Nursing	<input type="checkbox"/>	0.0%	0
Nursing/RN to BSN	<input type="checkbox"/>	0.0%	0
Nutrition, Dietetics, & Food Mgmt	<input type="checkbox"/>	0.0%	0
Occupational Safety and Health	<input type="checkbox"/>	0.0%	0
Organizational Communication	<input checked="" type="checkbox"/>	8.0%	12
Philosophy	<input type="checkbox"/>		
	<input type="checkbox"/>		
	<input type="checkbox"/>		
	<input type="checkbox"/>		
	<input type="checkbox"/>		
	<input type="checkbox"/>		
	<input type="checkbox"/>		
	<input type="checkbox"/>		
	<input type="checkbox"/>		
	<input type="checkbox"/>		
	<input type="checkbox"/>		
	<input type="checkbox"/>		
	<input type="checkbox"/>		
	<input type="checkbox"/>		

answered question 150

skipped question 0





19. 21. Which best describes your situation?

answered question	149
skipped question	1





20. 22. While school was in session during the past year, how many hours per week, on average, did you work for pay?

		Response Percent	Response Count
Did not work		20.1%	30
Worked 1-10 hrs		8.7%	13
Worked 11-20 hrs		30.9%	46
Worked 21-30 hrs		15.4%	23
Worked 31-40 hrs		15.4%	23
Worked over 40 hrs		9.4%	14
		answered question	149
		skipped question	1






21. 23. For the most part, were classes offered at times convenient to you?


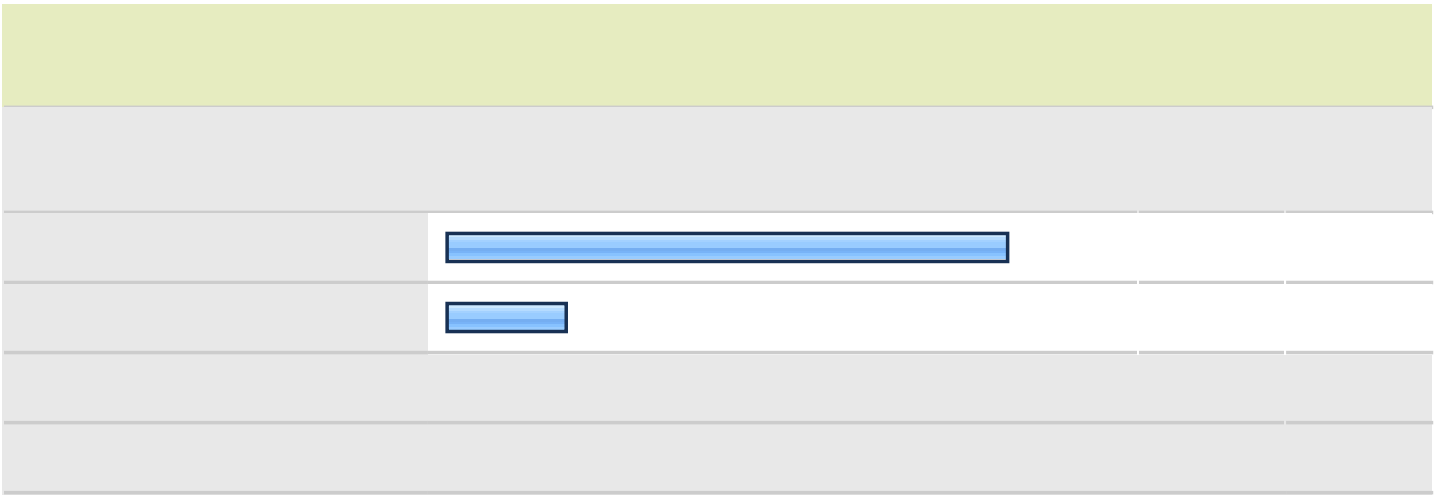
		Response Percent	Response Count
Yes		90.6%	135
No		9.4%	14
		answered question	149
		skipped question	1

22. 24. What time would you have preferred?


		Response Percent	Response Count
Late afternoon		21.4%	3
Evening		7.1%	1
Weekend		0.0%	0
During the day		50.0%	7
Online		21.4%	3
answered question			14
skipped question			136

23. 25. Which best describes the location where you completed the majority of your courses?

		Response Percent	Response Count
Murray		87.2%	129
Paducah		3.4%	5
Ft. Campbell		0.0%	0
Madisonville		0.7%	1
Hopkinsville		0.0%	0
Henderson		0.7%	1
Online		8.1%	12
Other (please specify)		0.0%	0
answered question			148
skipped question			2



D





D






26. 28. Why did it take you an extra semester or more?


answered question	58
skipped question	92

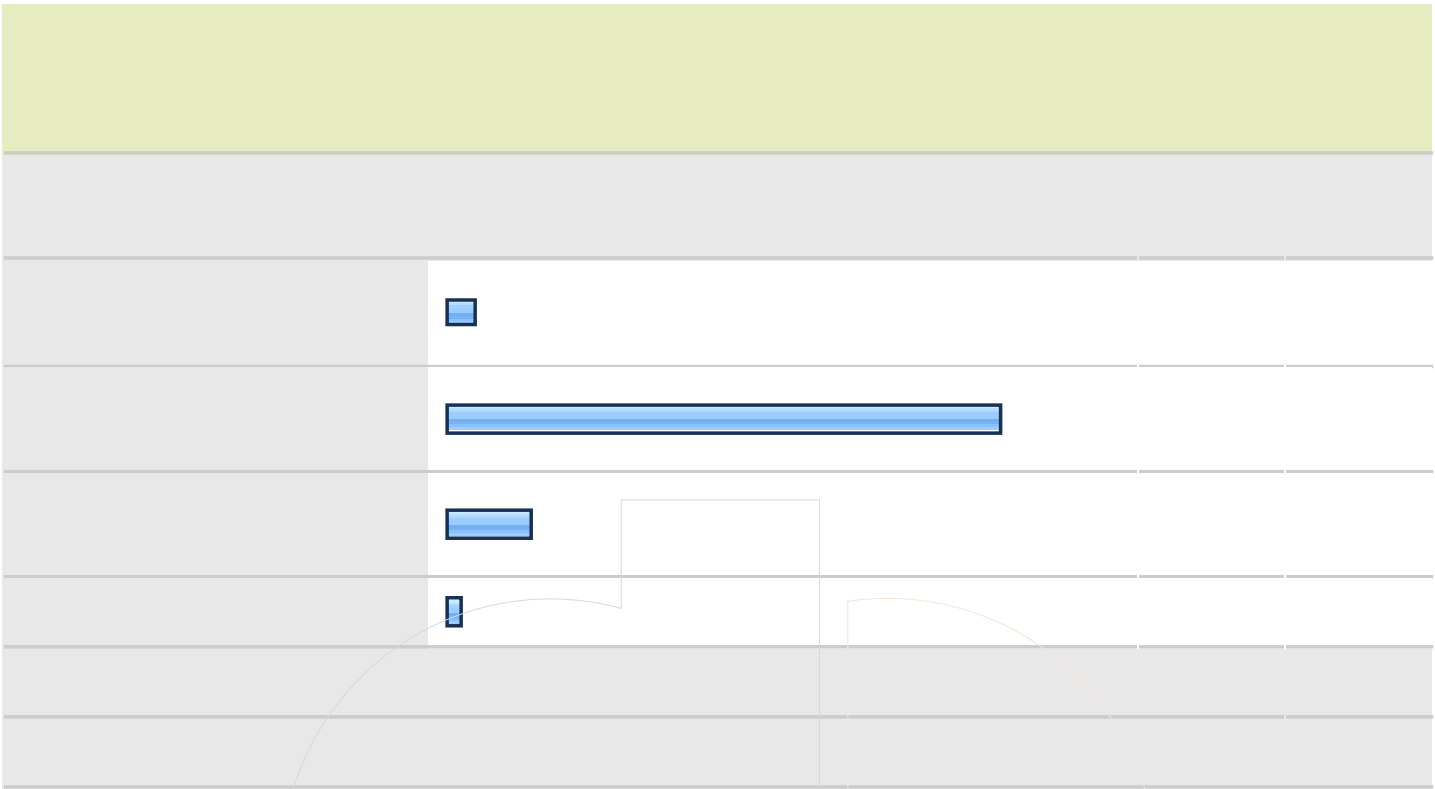
27. 29. Did you have trouble getting any course(s) you needed while at Murray State?

	Response Percent	Response Count
Yes 	19.5%	29
No 	80.5%	120
answered question		149
skipped question		1

28. 30. Why did you have trouble getting the course?

	Response Percent	Response Count
The course was not offered the semester I needed it. 	59.3%	16
The course was not offered at hours convenient to my work schedule. 	11.1%	3
The course was not offered at hours suitable for my 2-.909 To  my 2-.909 To my course was not offered at		
		
		
answered question		27
skipped question		123






D

31. 33. Which statement best describes your experience with academic advising in your major/area?

answered question 146

skipped question 4



32. Questions 34-48 For each of these items, indicate the extent to which you were satisfied.

	Very satisfied	Satisfied	Dissatisfied	Very dissatisfied	Rating Average	Rating Count
34. Class size relative to type of course	49.7% (72)	50.3% (73)	0.0% (0)	0.0% (0)	3.50	145
35. Out-of-class availability of faculty	33.8% (49)	60.7% (88)	4.8% (7)	0.7% (1)	3.28	145
36. Effectiveness of your high school preparation for college work	20.0% (29)	49.0% (71)	25.5% (37)	5.5% (8)	2.83	145
37. Fairness of faculty in their treatment of individual students	34.5% (50)	58.6% (85)	6.2% (9)	0.7% (1)	3.27	145
38. Overall quality of instruction at Murray State	38.6% (56)	57.2% (83)	2.8% (4)	1.4% (2)	3.33	145
39. Quality of instruction in University Studies (General Education) courses	22.9% (33)	65.3% (94)	9.0% (13)	2.8% (4)	3.08	144
40. Quality of instruction in your major	60.0% (87)	38.6% (56)	1.4% (2)	0.0% (0)	3.59	145
41. Clarity of program objectives in your major	48.3% (70)	45.5% (66)	6.2% (9)	0.0% (0)	3.42	145
42. Intellectual challenge of the academic program	40.6% (58)	54.5% (78)	4.9% (7)	0.0% (0)	3.36	143
43. Encouragement and information from your major department for employment after graduation	36.6% (53)	47.6% (69)	11.7% (17)	4.1% (6)	3.17	145
44. Availability of opportunities to engage in a faculty-mentored research, scholarly, or creative project in your area of study/interest	25.7% (37)	58.3% (84)	13.9% (20)	2.1% (3)	3.08	144
45. Library hours	35.0% (50)	60.1% (86)	4.2% (6)	0.7% (1)	3.29	143
				answered question		145
				skipped question		5

32. Questions 34-48 For each of these items, indicate the extent to which you were satisfied.

46 Effectiveness of library personnel in meeting your information needs	30.5% (43)	65.2% (92)	2.8% (4)	1.4% (2)	3.25	141
47. Access to on-hand or electronic library resources	33.6% (48)	62.9% (90)	3.5% (5)	0.0% (0)	3.30	143
48. Computer, individual and group work spaces available within University Libraries (Waterfield, Pogue and Overby)	24.6% (35)	63.4% (90)	8.5% (12)	3.5% (5)	3.09	142
answered question						145
skipped question						5

33. Questions 49-55 University Studies is designed to offer you a broad base of skills and knowledge and to prepare you for upper division study. Please indicate how effective University Studies at Murray State was in helping you achieve these goals.

	Very effective	Effective	Ineffective	Very ineffective	Rating Average	Rating Count
49. Writing skills	34.5% (48)	59.0% (82)	6.5% (9)	0.0% (0)	3.28	139
50. Speaking skills	43.6% (61)	51.4% (72)	4.3% (6)	0.7% (1)	3.38	140
51. Critical thinking skills	41.0% (57)	54.7% (76)	4.3% (6)	0.0% (0)	3.37	139
52. Technology skills/computer skills	35.0% (49)	57.1% (80)	7.1% (10)	0.7% (1)	3.26	140
53. General knowledge in the liberal arts and sciences	25.0% (35)	61.4% (86)	12.9% (18)	0.7% (1)	3.11	140
54. International perspectives	25.7% (36)	58.6% (82)	14.3% (20)	1.4% (2)	3.09	140
55. Stimulation of interest in areas outside your chosen field of study	28.6% (40)	58.6% (82)	12.1% (17)	0.7% (1)	3.15	140
answered question						140
skipped question						10

34. Questions 56-89 For each of these services, activities or programs that you used, please indicate the extent to which you were satisfied that they met your needs. For those that you did not use, mark the "Did Not Use" option.

	Very satisfied	Satisfied	Dissatisfied	Very dissatisfied	Did Not Use	Rating Average	Rating Count
56. African-American/Multicultural Student Services	9.4% (13)	10.1% (14)	1.4% (2)	0.7% (1)	78.3% (108)	3.30	138
57. Blackboard/Canvas	28.1% (39)	64.7% (90)	4.3% (6)	2.2% (3)	0.7% (1)	3.20	139
58. Career Services Office	15.8% (22)	47.5% (66)	6.5% (9)	1.4% (2)	28.8% (40)	3.09	139
59. Cultural programming and activities	6.6% (9)	20.4% (28)	2.2% (3)	2.2% (3)	68.6% (94)	3.00	137
60. Degree audit (MAP report)	39.4% (54)	49.6% (68)	2.2% (3)	0.7% (1)	8.0% (11)	3.39	137
61. Financial Aid Office customer service	18.8% (26)	48.6% (67)	8.7% (12)	5.8% (8)	18.1% (25)	2.98	138
62. Dining Services	11.0% (15)	41.9% (57)	14.7% (20)	3.7% (5)	28.7% (39)	2.85	136
63. Graduation Office	16.7% (23)	51.4% (71)	3.6% (5)	1.4% (2)	26.8% (37)	3.14	138
64. Greek life and activities	16.9% (23)	19.9% (27)	0.0% (0)	2.2% (3)	61.0% (83)	3.32	136
65. Health Services	16.8% (23)	35.8% (49)	8.8% (12)	2.9% (4)	35.8% (49)	3.03	137
66. Honor Societies/Departmental Clubs/Special Interest Organizations	12.4% (17)	31.4% (43)	2.2% (3)	4.4% (6)	49.6% (68)	3.03	137
67. International programs and activities	8.8% (12)	17.5% (24)	0.0% (0)	0.0% (0)	73.7% (101)	3.33	137
answered question							139
skipped question							11

35. 90. To what extent did you participate in Residential College activities?

answered question	138
skipped question	12

36. 91. Which phrase best describes your opinion of Residential Colleges?

		Response Percent	Response Count
Not familiar with Residential Colleges		38.8%	54
Very positive		16.5%	23
Positive		32.4%	45
Negative		10.8%	15
Very negative		1.4%	2
		answered question	139
		skipped question	11

37. 92. When you graduate how many times will you have studied abroad during your university career?

		Response Percent	Response Count
None		82.7%	115
One		16.5%	23
Two		0.7%	1
Three or more		0.0%	0
		answered question	139
		skipped question	11

38. Questions 93-102 The University has formulated ten desired "Characteristics of the Murray State University Graduate." Please indicate how effective your MSU experience was in enhancing your abilities in each area.

	Very effective	Effective	Ineffective	Very ineffective	Rating Average	Rating Count
93. Engage in mature, independent and creative thought and express that thought effectively in oral and written communication;	42.3% (55)	54.6% (71)	3.1% (4)	0.0% (0)	3.39	130
94. Understand and apply the critical and scientific methodologies that academic disciplines employ to discover knowledge and ascertain its validity;	33.1% (43)	56.2% (73)	10.8% (14)	0.0% (0)	3.22	130
95. Apply sound standards of information gathering, analysis and evaluation to reach logical decisions;	38.5% (50)	56.9% (74)	4.6% (6)	0.0% (0)	3.34	130
96. Understand the roles and applications of science and technology in the solution of the problems of a changing world;	31.5% (41)	60.0% (78)	8.5% (11)	0.0% (0)	3.23	130
97. Demonstrate a critical understanding of the world's historical, literary, philosophical and artistic traditions;	27.7% (36)	56.2% (73)	14.6% (19)	1.5% (2)	3.10	130
98. Understand the dynamics of cultural diversity, of competing economic and political systems, and of complex moral and ethical issues;	36.2% (47)	53.8% (70)	7.7% (10)	2.3% (3)	3.24	130
99. Understand the nature of and engage in ethical behavior and responsible citizenship;	36.9% (48)	59.2% (77)	2.3% (3)	1.5% (2)	3.32	130
					answered question	130
					skipped question	20

38. Questions 93-102 The University has formulated ten desired "Characteristics of the Murray State University Graduate." Please indicate how effective your MSU experience was in enhancing your abilities in each area.


100. Understand the importance of the behaviors necessary to maintain a healthy lifestyle;	30.8% (40)	57.7% (75)	10.0% (13)	1.5% (2)	3.18	130
101. Demonstrate mastery of a chosen field of study;	41.1% (53)	51.9% (67)	7.0% (9)	0.0% (0)	3.34	129
102. Value intellectual pursuit and continuous learning in a changing world.	40.8% (53)	52.3% (68)	6.2% (8)	0.8% (1)	3.33	130
answered question						130
skipped question						20

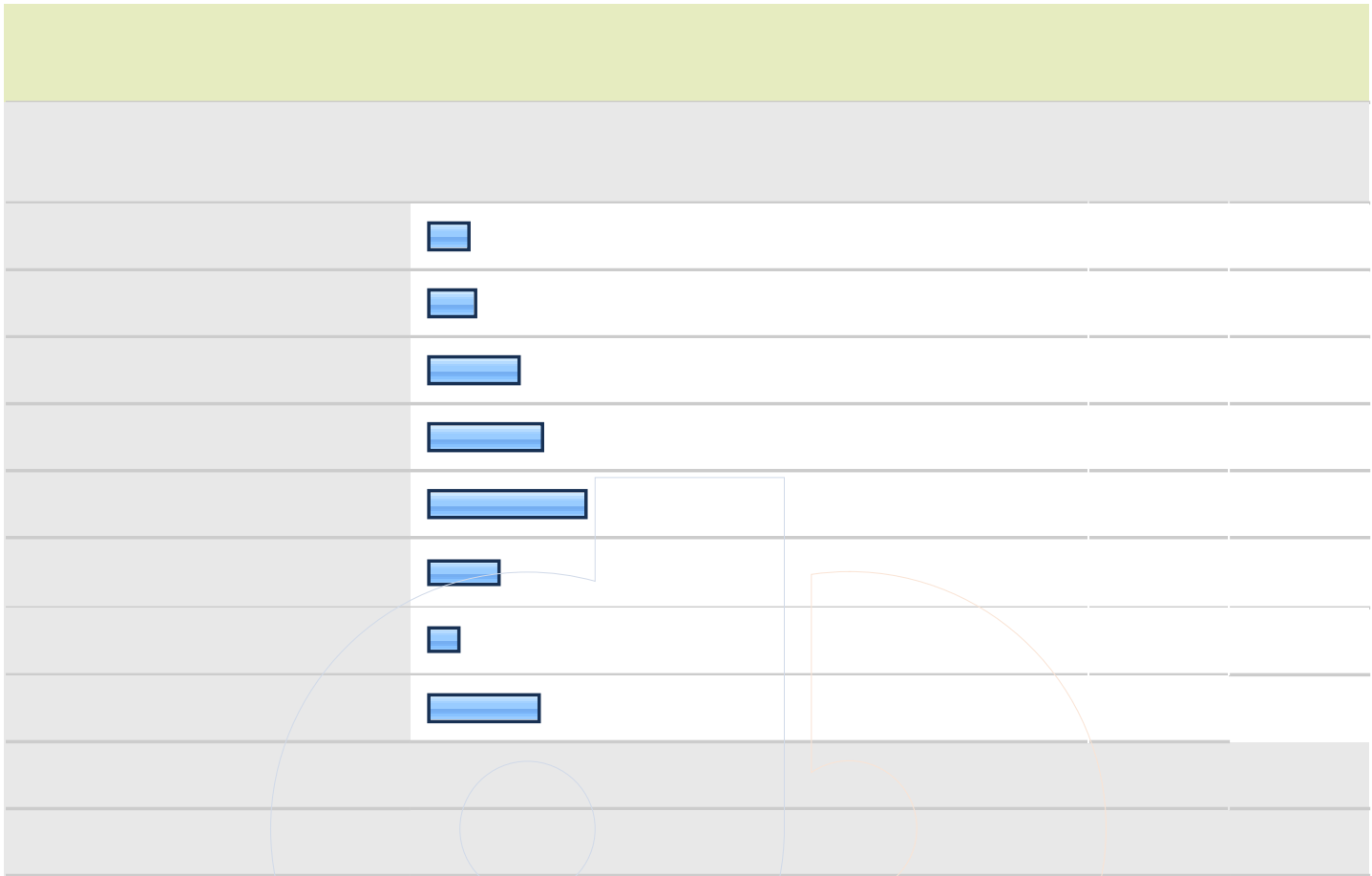


39. 103. What do you expect to do after you graduate?


		Response Percent	Response Count
I am unsure of my immediate plans.		11.1%	15
I will look for a job.		47.4%	64
I will continue working in the position I now have.		10.4%	14
I will work at a position I recently accepted.		12.6%	17
I will do additional undergraduate work.		0.7%	1
I will go to graduate school.		17.0%	23
I will go to law school.		0.7%	1
I will go to medical school.		0.0%	0
I will go to other professional school.		0.0%	0
I will not work or attend school.		0.0%	0
answered question			135
skipped question			15







D




44. Feedback:

answered question

27

44. Q q q q 0.98522 0 0 -0.98522 0 540 cm 0 0 m 411.088 0 | 411.088 548.113 | 0 548.113 | h W n Q BT 0 0 0 rg 0 0 0 RG 0.985 w



45. 17. Please identify the program/major in which you are earning a degree. If you have a double major, check both of your majors. (Note: Liberal Arts and Integrated Studies Students, check Liberal Arts or Integrated Studies. Do not check your field of study as a major.)

	Response Percent	Response Count
Accounting	0.0%	0
Advertising	0.0%	0
Business Administration (associate's)	0.0%	0
Business Administration (bachelor's)	0.0%	0
Business GIS (certificate)	0.0%	0
Computer Information Systems	0.0%	0
Computer Science	0.0%	0
Economics	0.0%	0
Finance	0.0%	0
Graphic Communications Media	0.0%	0
International Business	0.0%	0
Journalism	0.0%	0
Management	0.0%	0
Marketing	0.0%	0
Organizational Communication	0.0%	0
Public Relations	0.0%	0
Television Production	0.0%	0
Telecommunications Systems Mgmt	0.0%	0
answered question		0
skipped question		150

45. 17. Please identify the program/major in which you are earning a degree. If you have a double major, check both of your majors. (Note: Liber1.082.3284 Tmm/major in w

Career & Technical Education (associate's)	0.0%	0
Career & Technical Education (bachelor's)	0.0%	0
Criminal Justice	0.0%	0
Elementary School Education	0.0%	0
Health & Physical Education	0.0%	0
Interdisciplinary Early Childhood Education	0.0%	0
Learning & Behavior Disorders	0.0%	0
Middle School Education	0.0%	0
Recreation & Leisure Services	0.0%	0
Social Work	0.0%	0
Youth & Nonprofit Leadership	0.0%	0
Art	0.0%	0
Creative Writing (BFA)	0.0%	0
English	0.0%	0
English Education (TESOL)	0.0%	0
Philosophy	0.0%	0
International Affairs	0.0%	0
Political Science	0.0%	0
Public Administration	0.0%	0

45. 17. Please identify the program/major in which you are earning a degree. If you have a double major, check both of your majors. (Note: Liberal Arts and Integrated Studies Students, check Liberal Arts or Integrated Studies. Do not check your field of study as a major.)

Sociologyq7.003 0 l548.113500 548.113 l h W n Q BT 0 0 0 rg 0 0 0 RG 0.985 w 6 . 6.75 102.559



answered question 0

skipped question 150



