

# MSU Senior Survey

## 1. 1. Graduation Date

### Month


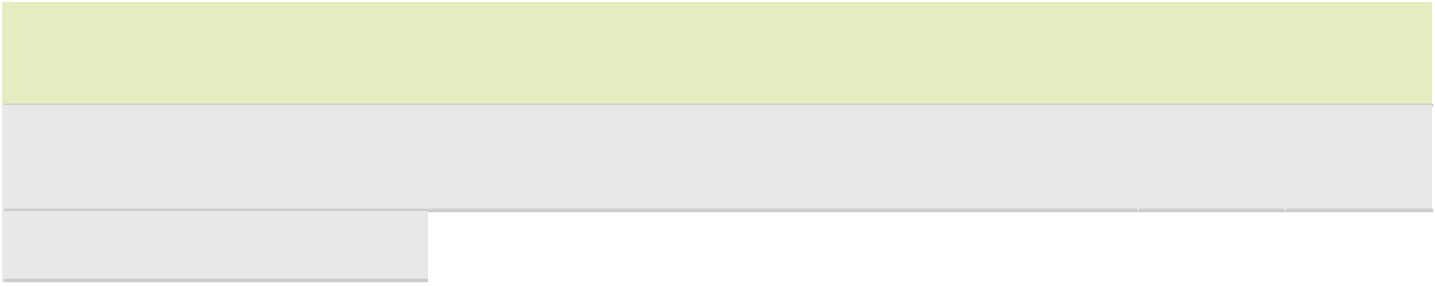
|   | May       | August    | December  | Response Count |
|---|-----------|-----------|-----------|----------------|
| Please select the month and year that you plan to graduate: | 50.0% (5) | 10.0% (1) | 40.0% (4) | 10             |

### Year

|   | 2012     | 2013     | 2014     | 2015     | 2016      | 2017      | 2018     | 2019     | 2020     | Response Count |
|---|----------|----------|----------|----------|-----------|-----------|----------|----------|----------|----------------|
| Please select the month and year that you plan to graduate: | 0.0% (0) | 0.0% (0) | 0.0% (0) | 0.0% (0) | 40.0% (4) | 60.0% (6) | 0.0% (0) | 0.0% (0) | 0.0% (0) | 10             |
| <b>answered question</b>                                    |          |          |          |          |           |           |          |          |          | <b>10</b>      |
| <b>skipped question</b>                                     |          |          |          |          |           |           |          |          |          | <b>0</b>       |

## 2. 2. Gender



|                          | Response Percent | Response Count |
|--------------------------|------------------|----------------|
| Female                   | 80.0%            | 8              |
| Male                     | 20.0%            | 2              |
| <b>answered question</b> |                  | <b>10</b>      |
| <b>skipped question</b>  |                  | <b>0</b>       |



Dy



### 5. 5. What is your residency classification at MSU?

|                          |  | Response Percent | Response Count |
|--------------------------|--|------------------|----------------|
| In-state                 |  | 90.0%            | 9              |
| Out-of-state             |  | 0.0%             | 0              |
| International            |   | 10.0%            | 1              |
| <b>answered question</b> |  |                  | <b>10</b>      |
| <b>skipped question</b>  |  |                  | <b>0</b>       |



### 5. 5. What is your residency classification at MSU?

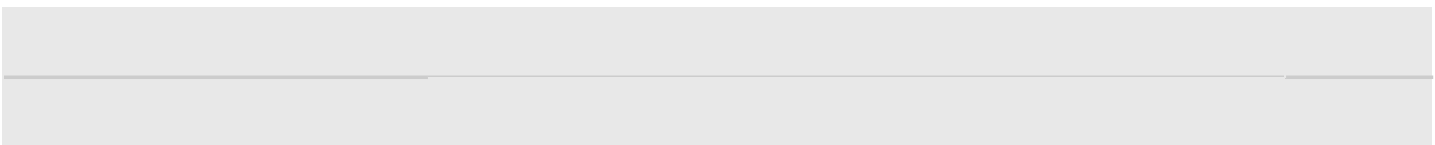

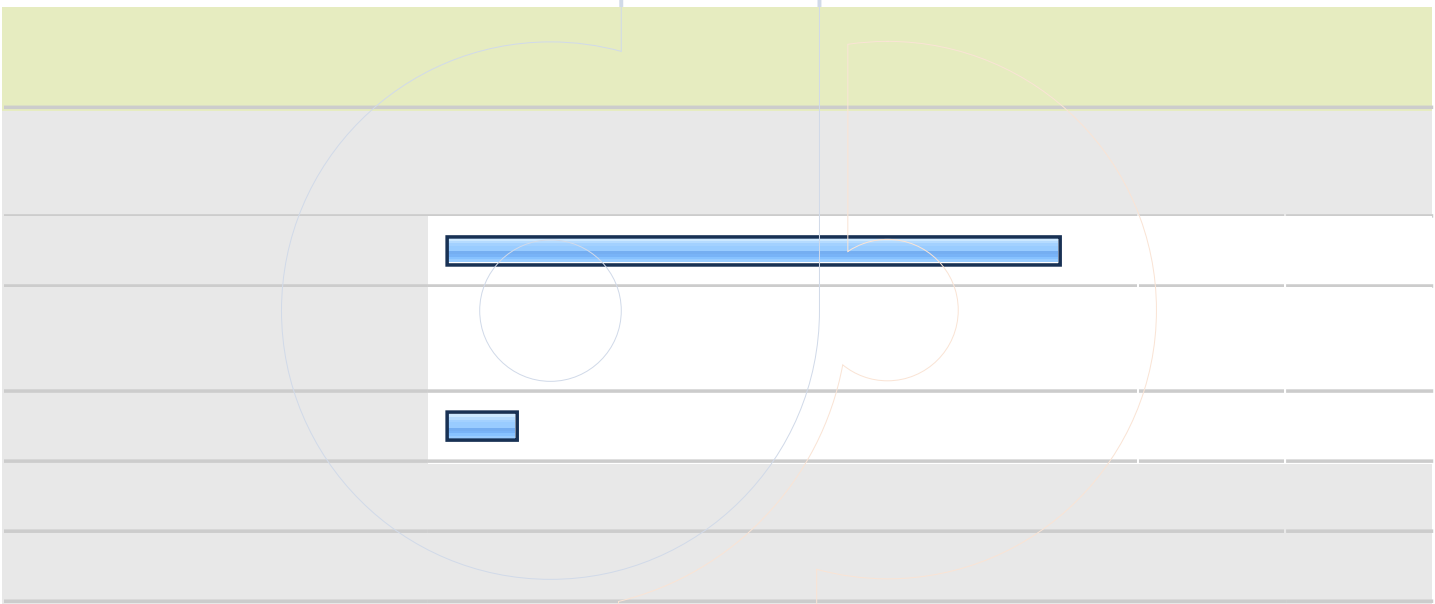
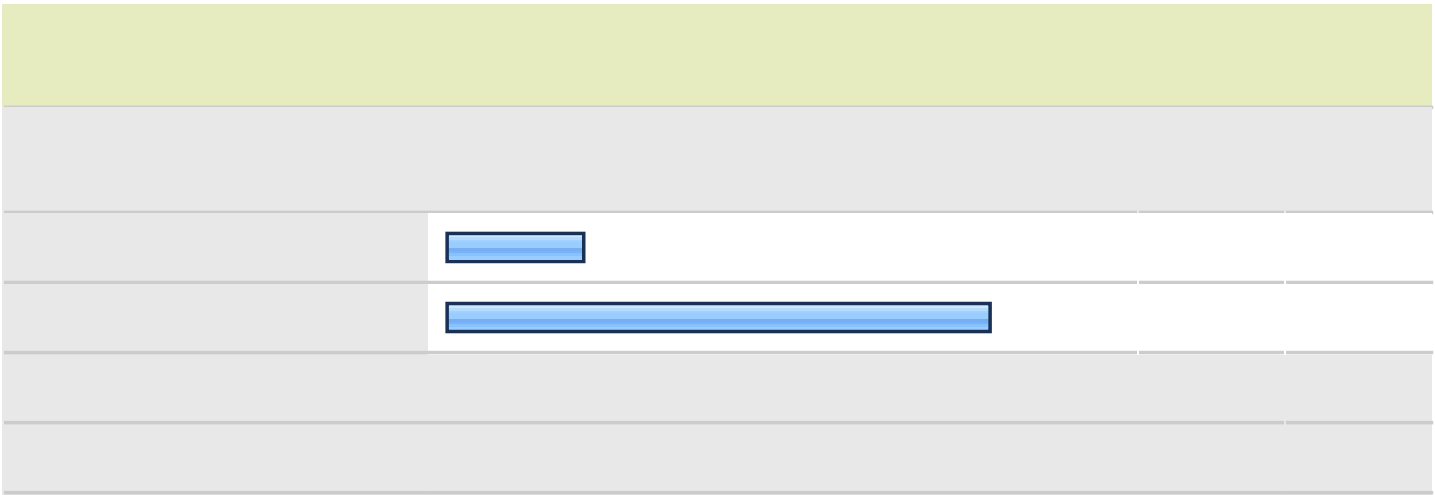
|                   |    |
|-------------------|----|
| answered question | 10 |
| skipped question  | 0  |

### 6. 6. Age

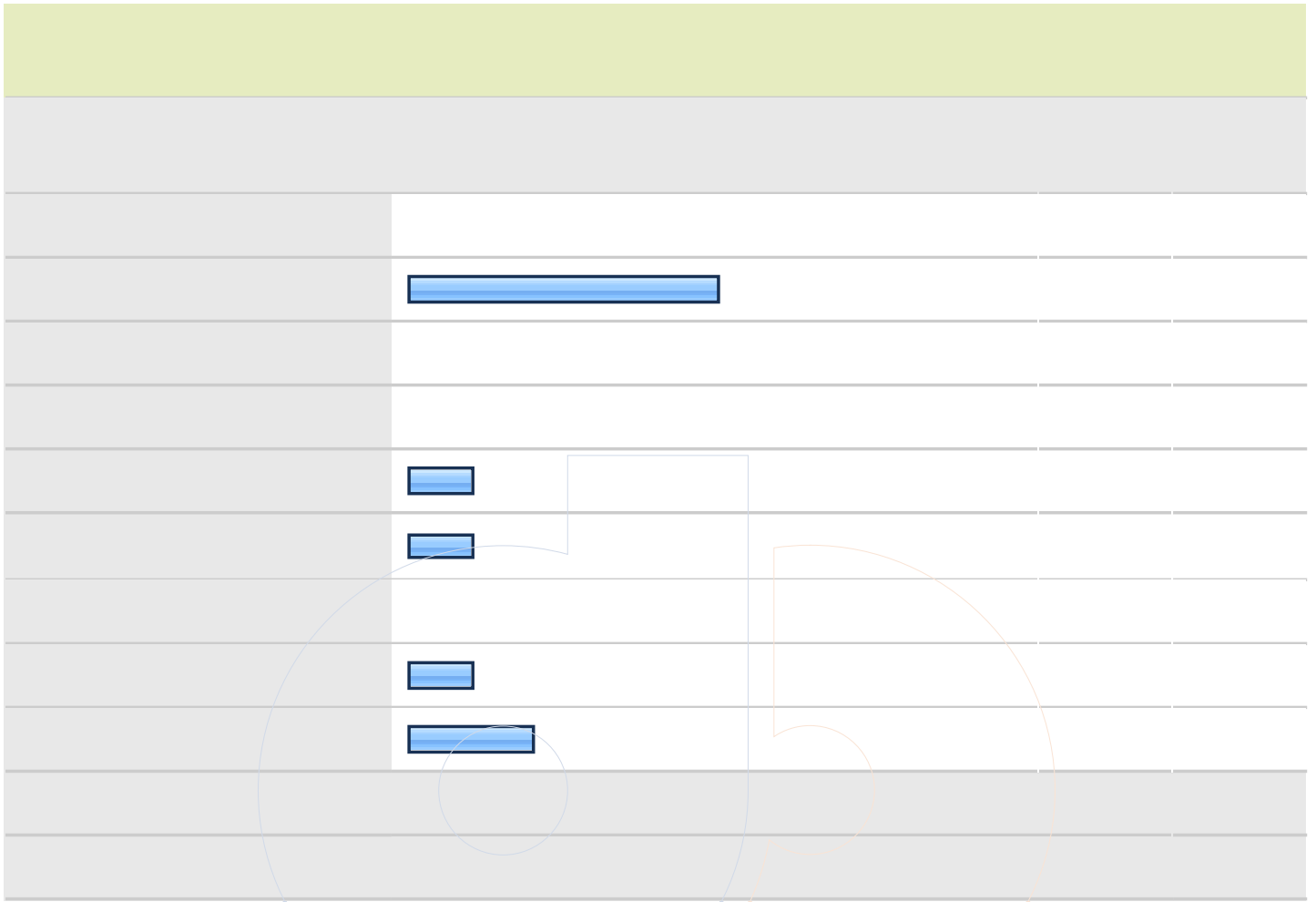
|               |  | Response Percent  | Response Count |
|---------------|--|-------------------|----------------|
| 24 or younger |  | 80.0%             | 8              |
| 25-34         |  | 0.0%              | 0              |
| 35-44         |  | 20.0%             | 2              |
| 45 or older   |  | 0.0%              | 0              |
|               |  | answered question | 10             |
|               |  | skipped question  | 0              |

### 7. 7. Has either of your parents received a bachelor's degree?

|     |  | Response Percent  | Response Count |
|-----|--|-------------------|----------------|
| Yes |  | 88.9%             | 8              |
| No  |  | 11.1%             | 1              |
|     |  | answered question | 9              |
|     |  | skipped question  | 1              |







Dy

### 13. 13. In which Residential College are you a member?

answered question

10

[Redacted]

[Redacted]

[Redacted]

[Redacted]

[Redacted]





**17. 17. Please identify the program/major in which you are earning a degree. If you have a double major, check both of your majors. (Note: Liberal Arts and Integrated Studies Students, check Liberal Arts or Integrated Studies. Do not check your field of study as a major.)**

|   | Response Percent | Response Count |
|---|------------------|----------------|
| Accounting                                      | 0.0%             | 0              |
| Advertising                                     | 0.0%             | 0              |
| Agricultural Science & Technology (associate's) | 0.0%             | 0              |
| Agricultural Science (bachelor's)               | 0.0%             | 0              |
| Animal Technology/Animal-Equine                 | 0.0%             | 0              |
| Animal Technology/Vet Tech, Pre-Vet             | 0.0%             | 0              |
| Applied Physics                                 | 0.0%             | 0              |
| <b>Art</b>                                      | <b>100.0%</b>    | <b>10</b>      |
| Athletic Training                               | 0.0%             | 0              |
| Biology   | 0.0%             | 0              |
| Business Administration (associate's)           | 0.0%             | 0              |
| Business Administration (bachelor's)            | 0.0%             | 0              |
| Career & Technical Education (associate's)      | 0.0%             | 0              |
| Career & Technical Education (bachelor's)       | 0.0%             | 0              |
| Chemistry                                       | 0.0%             | 0              |
| Civil Engineering Technology (associate's)      | 0.0%             | 0              |
| <b>answered question</b>                        |                  | <b>10</b>      |
| <b>skipped question</b>                         |                  | <b>0</b>       |

**17. 17. Please identify the program/major in which you are earning a degree. If you have a double major, check both of your majors. (Note: Liberal Arts and Integrated Studies Students, check Liberal Arts or Integrated Studies. Do not check your field of study as a major.)**

|  |      |           |
|--|------|-----------|
| Civil Engineering Technology<br>(bachelor's) | 0.0% | 0         |
| Communication Disorders                      | 0.0% | 0         |
| Community Health                             | 0.0% | 0         |
| Computer Information Systems                 | 0.0% | 0         |
| Computer Science                             | 0.0% | 0         |
| Creative Writing (BFA)                       | 0.0% | 0         |
| Criminal Justice                             | 0.0% | 0         |
| Economics                                    | 0.0% | 0         |
| Electromechanical Engineering<br>Technology  | 0.0% | 0         |
| Elementary School Education                  | 0.0% | 0         |
| Engineering Graphics & Design                | 0.0% | 0         |
| Engineering Physics                          | 0.0% | 0         |
| English                                      | 0.0% | 0         |
| English Education (TESOL)                    | 0.0% | 0         |
| Exercise Science                             | 0.0% | 0         |
| Finance                                      | 0.0% | 0         |
| French                                       | 0.0% | 0         |
| General Studies (associate's)                | 0.0% | 0         |
| Geosciences                                  | 0.0% | 0         |
| German                                       | 0.0% | 0         |
| <b>answered question</b>                     |      | <b>10</b> |
| <b>skipped question</b>                      |      | <b>0</b>  |

**17. 17. Please identify the program/major in which you are earning a degree. If you have a double major, check both of your majors. (Note: Liberal Arts and Integrated Studies Students, check Liberal Arts or Integrated Studies. Do not check your field of study as a major.)**

|  |      |           |
|--|------|-----------|
| Graphic Communications Media                   | 0.0% | 0         |
| Health & Physical Education                    | 0.0% | 0         |
| Health Information Administration              | 0.0% | 0         |
| History  | 0.0% | 0         |
| Industrial Technology<br>(associate's)         | 0.0% | 0         |
| Integrated Studies (BIS)                       | 0.0% | 0         |
| Interdisciplinary Early Childhood<br>Education | 0.0% | 0         |
| Interior Design                                | 0.0% | 0         |
| International Business                         | 0.0% | 0         |
| International Studies                          | 0.0% | 0         |
| Japanese                                       | 0.0% | 0         |
| Journalism                                     | 0.0% | 0         |
| Learning & Behavior Disorders                  | 0.0% | 0         |
| Liberal Arts                                   | 0.0% | 0         |
| Logistics & Supply Chain<br>Management         | 0.0% | 0         |
| Management                                     | 0.0% | 0         |
| Manufacturing Technology                       | 0.0% | 0         |
| Marketing                                      | 0.0% | 0         |
| Mathematics                                    | 0.0% | 0         |
| <b>answered question</b>                       |      | <b>10</b> |
| <b>skipped question</b>                        |      | <b>0</b>  |




**17. 17. Please identify the program/major in which you are earning a degree. If you have a double major, check both of your majors. (Note: Liberal Arts and Integrated Studies Students, check Liberal Arts or Integrated Studies. Do not check your field of study as a major.)**

|                                    |      |           |
|------------------------------------|------|-----------|
| Middle School Education            | 0.0% | 0         |
| Music                              | 0.0% | 0         |
| Music Business                     | 0.0% | 0         |
| Nonprofit Leadership Studies       | 0.0% | 0         |
| Nursing                            | 0.0% | 0         |
| Nursing/RN to BSN                  | 0.0% | 0         |
| Nutrition, Dietetics, & Food Mgmt  | 0.0% | 0         |
| Occupational Safety and Health     | 0.0% | 0         |
| Organizational Communication       | 0.0% | 0         |
| Philosophy                         | 0.0% | 0         |
| Physics                            | 0.0% | 0         |
| Political Science                  | 0.0% | 0         |
| Psychology                         | 0.0% | 0         |
| Public Administration              | 0.0% | 0         |
| Public Relations                   | 0.0% | 0         |
| Recreation & Leisure Services      | 0.0% | 0         |
| Social Work                        | 0.0% | 0         |
| Sociology                          | 0.0% | 0         |
| Spanish                            | 0.0% | 0         |
| Telecommunications Systems<br>Mgmt | 0.0% | 0         |
| <b>answered question</b>           |      | <b>10</b> |
| <b>skipped question</b>            |      | <b>0</b>  |

**17. 17. Please identify the program/major in which you are earning a degree. If you have a double major, check both of your majors. (Note: Liberal Arts and Integrated Studies Students, check Liberal Arts or Integrated Studies. Do not check your field of study as a major.)**

|                                 |      |           |
|---------------------------------|------|-----------|
| Television Production           | 0.0% | 0         |
| Theatre                         | 0.0% | 0         |
| Wildlife & Conservation Biology | 0.0% | 0         |
| <b>answered question</b>        |      | <b>10</b> |
| <b>skipped question</b>         |      | <b>0</b>  |

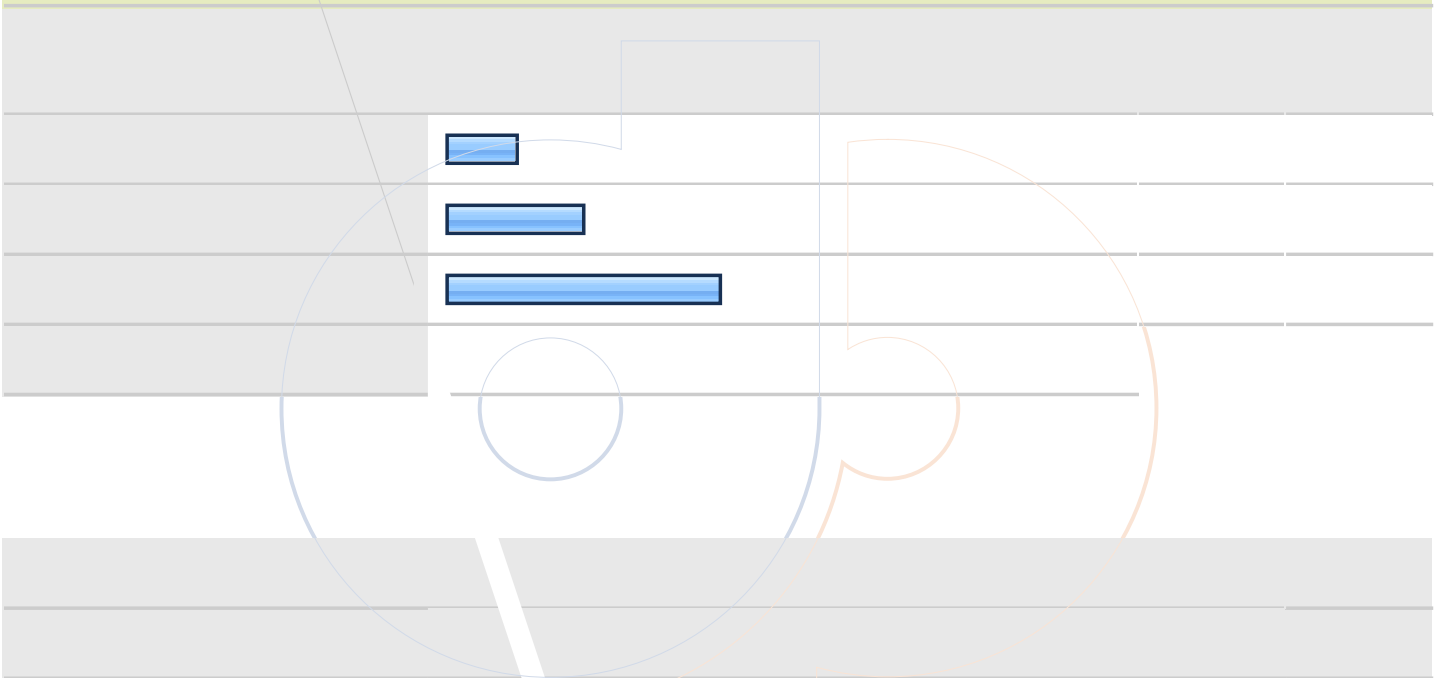


**18. 20. What is the highest degree you eventually hope to receive?**

|                          |   | Response Percent | Response Count |
|--------------------------|---|------------------|----------------|
| Associate                |   | 0.0%             | 0              |
| <b>Baccalaureate</b>     |  | <b>50.0%</b>     | <b>5</b>       |
| Graduate                 |  | 30.0%            | 3              |
| Professional             |  | 20.0%            | 2              |
| <b>answered question</b> |   | <b>10</b>        |                |
| <b>skipped question</b>  |   | <b>0</b>         |                |

### 19. 21. Which best describes your situation?

|                                      |  | Response Percent         | Response Count |
|--------------------------------------|--|--------------------------|----------------|
| Did not change major/area            |  | 50.0%                    | 5              |
| Did not initially declare major/area |  | 10.0%                    | 1              |
| Changed major/area                   |  | 40.0%                    | 4              |
|                                      |  | <b>answered question</b> | <b>10</b>      |
|                                      |  | <b>skipped question</b>  | <b>0</b>       |





Dy





22. 24. Whau Q q 1 0 0 1 123.0015 333.46 I h f Q q 1 0 0 nwould you have preferred?22.29!

[Redacted]



[Redacted]

[Redacted]

### 24. 26. Did you take any online courses while at Murray State?





|                   |   | Response Percent | Response Count |
|-------------------|---|------------------|----------------|
| Yes               |  | 50.0%            | 5              |
| No                |  | 50.0%            | 5              |
| answered question |   |                  | 10             |
| skipped question  |   |                  | 0              |

### 25. 27. Did it take you an extra semester or more to complete degree requirements at Murray State?

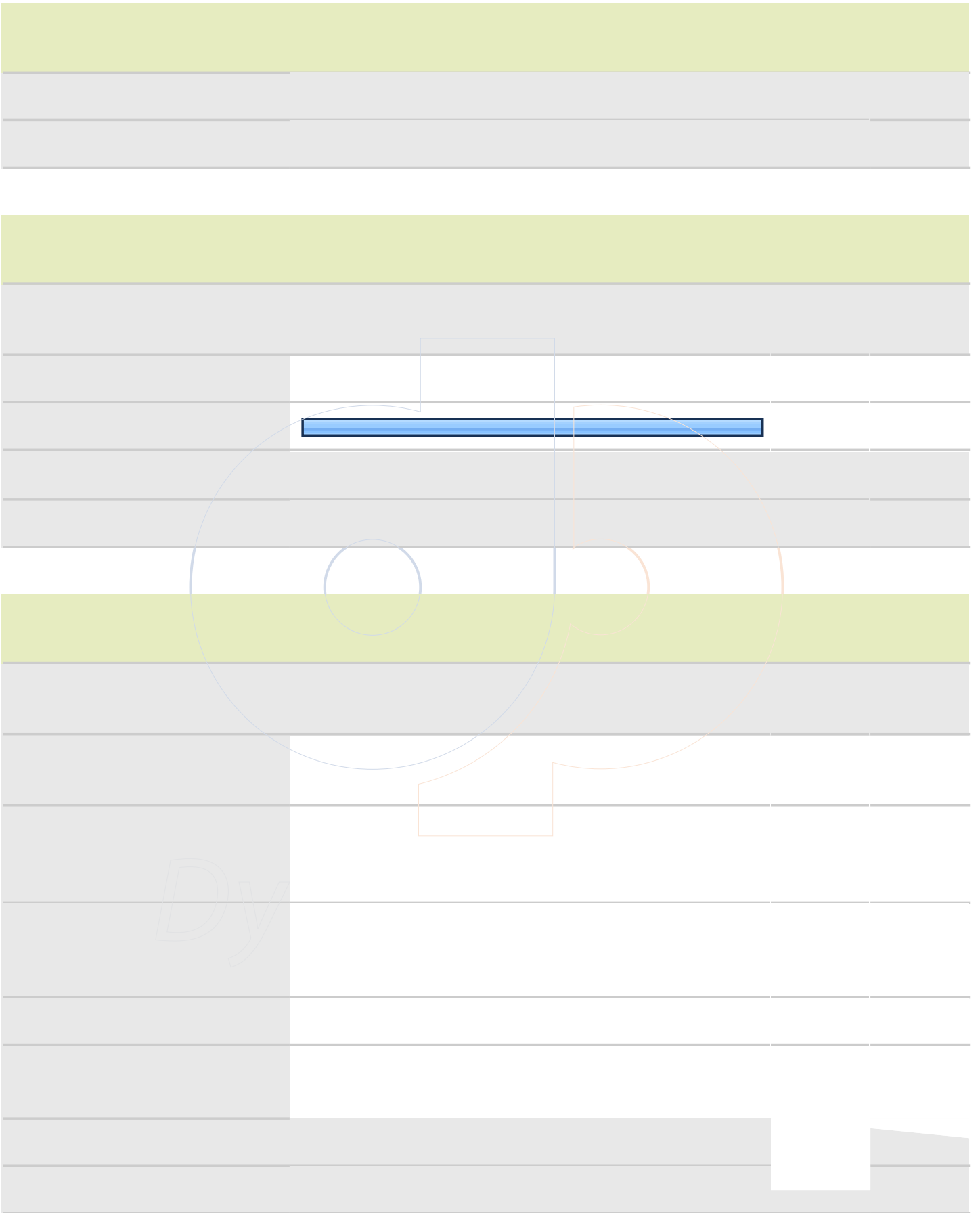
|                   |  | Response Percent | Response Count |
|-------------------|--|------------------|----------------|
| Yes               |   | 60.0%            | 6              |
| No                |  | 40.0%            | 4              |
| answered question |  |                  | 10             |
| skipped question  |  |                  | 0              |

Dy

## 26. 28. Why did it take you an extra semester or more?

|  |  | Response Percent         | Response Count |
|--|--|--------------------------|----------------|
| Work obligation limited my enrollment.                       |   | 16.7%                    | 1              |
| Family obligations limited my enrollment.                    |   | 16.7%                    | 1              |
| Tuition and other costs of attendance limited my enrollment. |  | 0.0%                     | 0              |
| A decision to change majors added to my requirements.        |   | 33.3%                    | 2              |
| A required course or courses were not offered.               |  | 0.0%                     | 0              |
| Credits were lost transferring to Murray State.              |  | 0.0%                     | 0              |
| <b>Other (please specify)</b>                                |  | <b>50.0%</b>             | <b>3</b>       |
|  |  | <b>answered question</b> | <b>6</b>       |
|  |  | <b>skipped question</b>  | <b>4</b>       |

Dy





### 29. 31. Which statement best describes your experience with off-campus coop/internship?



answered question 10

skipped question 0







*Dy*



*Dy*



### 32. Questions 34-48 For each of these items, indicate the extent to which you were satisfied.

|   |                  |           |           |          |      |           |
|---|------------------|-----------|-----------|----------|------|-----------|
| 46 Effectiveness of library personnel in meeting your information needs   | <b>60.0% (6)</b> | 30.0% (3) | 10.0% (1) | 0.0% (0) | 3.50 | 10        |
| 47. Access to on-hand or electronic library resources   | <b>80.0% (8)</b> | 20.0% (2) | 0.0% (0)  | 0.0% (0) | 3.80 | 10        |
| 48. Computer, individual and group work spaces available within University Libraries (Waterfield, Pogue and Overby) | <b>70.0% (7)</b> | 30.0% (3) | 0.0% (0)  | 0.0% (0) | 3.70 | 10        |
| <b>answered question</b>  |                  |           |           |          |      | <b>10</b> |
| <b>skipped question</b>   |                  |           |           |          |      | <b>0</b>  |


### 33. Questions 49-55 University Studies is designed to offer you a broad base of skills and knowledge and to prepare you for upper division study. Please indicate how effective University Studies at Murray State was in helping you achieve these goals.

|   | Very effective   | Effective        | Ineffective | Very ineffective | Rating Average | Rating Count |
|---|------------------|------------------|-------------|------------------|----------------|--------------|
| 49. Writing skills  | 33.3% (3)        | <b>55.6% (5)</b> | 11.1% (1)   | 0.0% (0)         | 3.22           | 9            |
| 50. Speaking skills   | 33.3% (3)        | <b>66.7% (6)</b> | 0.0% (0)    | 0.0% (0)         | 3.33           | 9            |
| 51. Critical thinking skills  | <b>55.6% (5)</b> | 44.4% (4)        | 0.0% (0)    | 0.0% (0)         | 3.56           | 9            |
| 52. Technology skills/computer skills                                   | 33.3% (3)        | <b>44.4% (4)</b> | 22.2% (2)   | 0.0% (0)         | 3.11           | 9            |
| 53. General knowledge in the liberal arts and sciences                  | 33.3% (3)        | <b>66.7% (6)</b> | 0.0% (0)    | 0.0% (0)         | 3.33           | 9            |
| 54. International perspectives  | 11.1% (1)        | <b>88.9% (8)</b> | 0.0% (0)    | 0.0% (0)         | 3.11           | 9            |
| 55. Stimulation of interest in areas outside your chosen field of study | 44.4% (4)        | <b>55.6% (5)</b> | 0.0% (0)    | 0.0% (0)         | 3.44           | 9            |
| <b>answered question</b>  |                  |                  |             |                  |                | <b>9</b>     |
| <b>skipped question</b>   |                  |                  |             |                  |                | <b>1</b>     |





*Dy*




**34. Questions 56-89** For each of these services, activities or programs that you used, please indicate the extent to which you were satisfied that they met your needs. For those that you did not use, mark the "Did Not Use" option.

|                                       |           |                  |           |          |                  |      |          |  |
|---------------------------------------|-----------|------------------|-----------|----------|------------------|------|----------|--|
| 82. Student Disability Services (SDS) | 22.2% (2) | 0.0% (0)         | 0.0% (0)  | 0.0% (0) | <b>77.8% (7)</b> | 4.00 | 9        |  |
| 83. Transcript requests               | 11.1% (1) | <b>44.4% (4)</b> | 0.0% (0)  | 0.0% (0) | <b>44.4% (4)</b> | 3.20 | 9        |  |
| 84. Student Support Services (SSS)    | 11.1% (1) | 11.1% (1)        | 0.0% (0)  | 0.0% (0) | <b>77.8% (7)</b> | 3.50 | 9        |  |
| 85. Transfer Center                   | 11.1% (1) | 0.0% (0)         | 0.0% (0)  | 0.0% (0) | <b>88.9% (8)</b> | 4.00 | 9        |  |
| 86. University Counseling Services    | 44.4% (4) | 0.0% (0)         | 0.0% (0)  | 0.0% (0) | <b>55.6% (5)</b> | 4.00 | 9        |  |
| 87. Veteran Services                  | 11.1% (1) | 11.1% (1)        | 0.0% (0)  | 0.0% (0) | <b>77.8% (7)</b> | 3.50 | 9        |  |
| 88. Wellness Center                   | 11.1% (1) | <b>77.8% (7)</b> | 11.1% (1) | 0.0% (0) | 0.0% (0)         | 3.00 | 9        |  |
| 89. Women's Center                    | 11.1% (1) | 22.2% (2)        | 0.0% (0)  | 0.0% (0) | <b>66.7% (6)</b> | 3.33 | 9        |  |
| <b>answered question</b>              |           |                  |           |          |                  |      | <b>9</b> |  |
| <b>skipped question</b>               |           |                  |           |          |                  |      | <b>1</b> |  |

Dy

### 35. 90. To what extent did you participate in Residential College activities?

|                          |  | Response Percent | Response Count |
|--------------------------|--|------------------|----------------|
| Did not participate      |  | 22.2%            | 2              |
|                          |  |                  |                |
|                          |  |                  |                |
|                          |  |                  |                |
| <b>answered question</b> |  |                  | <b>9</b>       |
| <b>skipped question</b>  |  |                  | <b>1</b>       |



### 35. 90. To what extent did you participate in Residential College activities?

|                   |   |
|-------------------|---|
| answered question | 9 |
| skipped question  | 1 |

### 36. 91. Which phrase best describes your opinion of Residential Colleges?

|  |  | Response Percent  | Response Count |
|--|--|-------------------|----------------|
| Not familiar with Residential Colleges |  | 33.3%             | 3              |
| Very positive                          |  | 22.2%             | 2              |
| <b>Positive</b>                        |  | <b>44.4%</b>      | <b>4</b>       |
| Negative                               |  | 0.0%              | 0              |
| Very negative                          |  | 0.0%              | 0              |
|  |  | answered question | 9              |
|  |  | skipped question  | 1              |

### 37. 92. When you graduate how many times will you have studied abroad during your university career?

|               |  | Response Percent  | Response Count |
|---------------|--|-------------------|----------------|
| None          |  | 55.6%             | 5              |
| One           |  | 44.4%             | 4              |
| Two           |  | 0.0%              | 0              |
| Three or more |  | 0.0%              | 0              |
|               |  | answered question | 9              |
|               |  | skipped question  | 1              |

**38. Questions 93-102 The University has formulated ten desired "Characteristics of the Murray State University Graduate." Please indicate how effective your MSU experience was in enhancing your abilities in each area.**

|   | Very effective   | Effective        | Ineffective | Very ineffective | Rating Average           | Rating Count |
|---|------------------|------------------|-------------|------------------|--------------------------|--------------|
| 93. Engage in mature, independent and creative thought and express that thought effectively in oral and written communication;                        | <b>66.7% (6)</b> | 33.3% (3)        | 0.0% (0)    | 0.0% (0)         | 3.67                     | 9            |
| 94. Understand and apply the critical and scientific methodologies that academic disciplines employ to discover knowledge and ascertain its validity; | 33.3% (3)        | <b>66.7% (6)</b> | 0.0% (0)    | 0.0% (0)         | 3.33                     | 9            |
| 95. Apply sound standards of information gathering, analysis and evaluation to reach logical decisions;   | <b>55.6% (5)</b> | 44.4% (4)        | 0.0% (0)    | 0.0% (0)         | 3.56                     | 9            |
| 96. Understand the roles and applications of science and technology in the solution of the problems of a changing world;                              | 33.3% (3)        | <b>66.7% (6)</b> | 0.0% (0)    | 0.0% (0)         | 3.33                     | 9            |
| 97. Demonstrate a critical understanding of the world's historical, literary, philosophical and artistic traditions;                                  | <b>66.7% (6)</b> | 33.3% (3)        | 0.0% (0)    | 0.0% (0)         | 3.67                     | 9            |
| 98. Understand the dynamics of cultural diversity, of competing economic and political systems, and of complex moral and ethical issues;              | 44.4% (4)        | <b>55.6% (5)</b> | 0.0% (0)    | 0.0% (0)         | 3.44                     | 9            |
| 99. Understand the nature of and engage in ethical behavior and responsible citizenship;  | <b>66.7% (6)</b> | 33.3% (3)        | 0.0% (0)    | 0.0% (0)         | 3.67                     | 9            |
|   |                  |                  |             |                  | <b>answered question</b> | <b>9</b>     |
|   |                  |                  |             |                  | <b>skipped question</b>  | <b>1</b>     |

**38. Questions 93-102 The University has formulated ten desired "Characteristics of the Murray State University Graduate." Please indicate how effective your MSU experience was in enhancing your abilities in each area.**

|  |                  |           |           |          |      |          |
|--|------------------|-----------|-----------|----------|------|----------|
| 100. Understand the importance of the behaviors necessary to maintain a healthy lifestyle; | <b>66.7% (6)</b> | 22.2% (2) | 11.1% (1) | 0.0% (0) | 3.56 | 9        |
| 101. Demonstrate mastery of a chosen field of study;                                       | <b>66.7% (6)</b> | 33.3% (3) | 0.0% (0)  | 0.0% (0) | 3.67 | 9        |
| 102. Value intellectual pursuit and continuous learning in a changing world.               | <b>77.8% (7)</b> | 22.2% (2) | 0.0% (0)  | 0.0% (0) | 3.78 | 9        |
| <b>answered question</b>   |                  |           |           |          |      | <b>9</b> |
| <b>skipped question</b>  |                  |           |           |          |      | <b>1</b> |

Dy



### 39. 103. What do you expect to do after you graduate?

Response

[redacted]

[redacted]

[redacted]

[redacted]

[redacted]

answered question 9

skipped question 1

Dy

### 39. 103. What do you expect to do after you graduate?

|                   |   |
|-------------------|---|
| answered question | 9 |
| skipped question  | 1 |

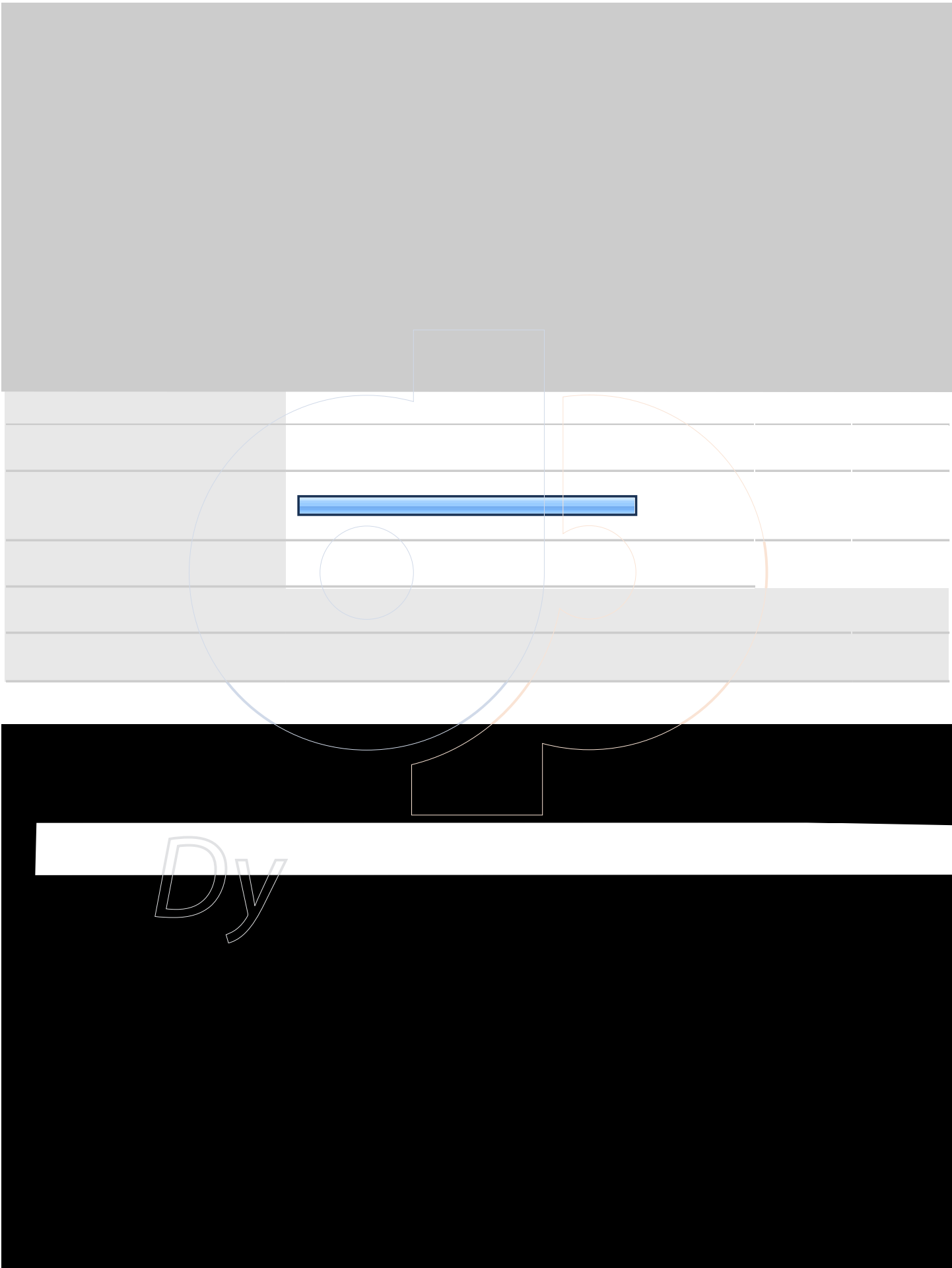
### 40. 104. If you are already employed, how closely related is your job to your field of study?

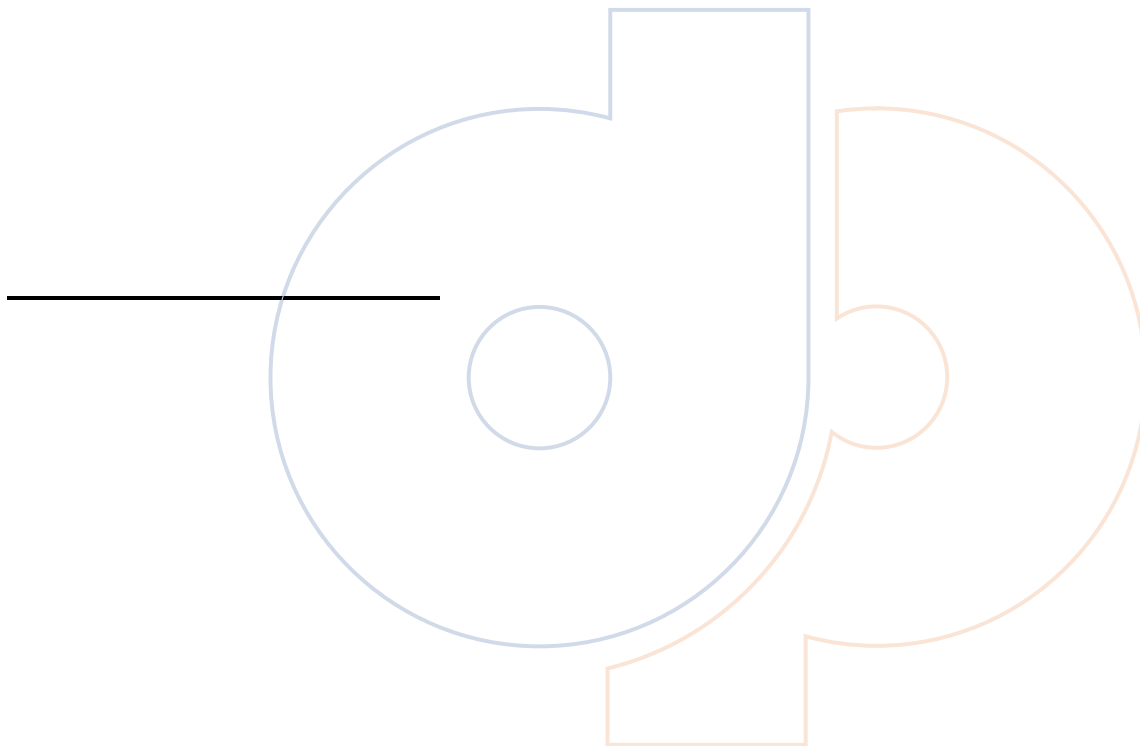
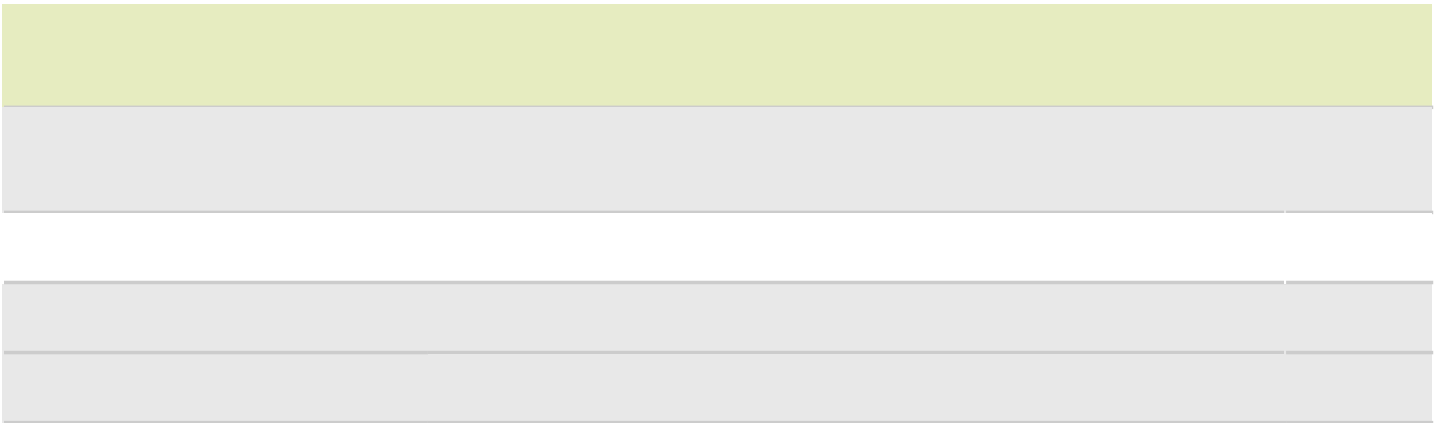
|                     |  | Response Percent  | Response Count |
|---------------------|--|-------------------|----------------|
| Extremely close     |  | 25.0%             | 2              |
| Somewhat close      |  | 0.0%              | 0              |
| Somewhat different  |  | 12.5%             | 1              |
| Extremely different |  | 12.5%             | 1              |
| I cannot determine  |  | 12.5%             | 1              |
| Does not apply      |  | 37.5%             | 3              |
|                     |  | answered question | 8              |
|                     |  | skipped question  | 2              |

Dy




*Dy*















*Dy*



**45. 17. Please identify the program/major in which you are earning a degree. If you have a double major, check both of your majors. (Note: Liberal Arts and Integrated Studies Students, check Liberal Arts or Integrated Studies. Do not check your field of study as a major.)**

|                               |      |           |
|-------------------------------|------|-----------|
| Integrated Studies (BIS)      | 0.0% | 0         |
| General Studies (associate's) | 0.0% | 0         |
| <b>answered question</b>      |      | <b>0</b>  |
| <b>skipped question</b>       |      | <b>10</b> |

