

# MSU Senior Survey

## 1. 1. Graduation Date

Month

	May	August	December	Response
--	-----	--------	----------	----------

--	--	--	--	--

--	--	--	--	--

--	--	--	--	--

			answered question	19
--	--	--	-------------------	----

			skipped question	0
--	--	--	------------------	---

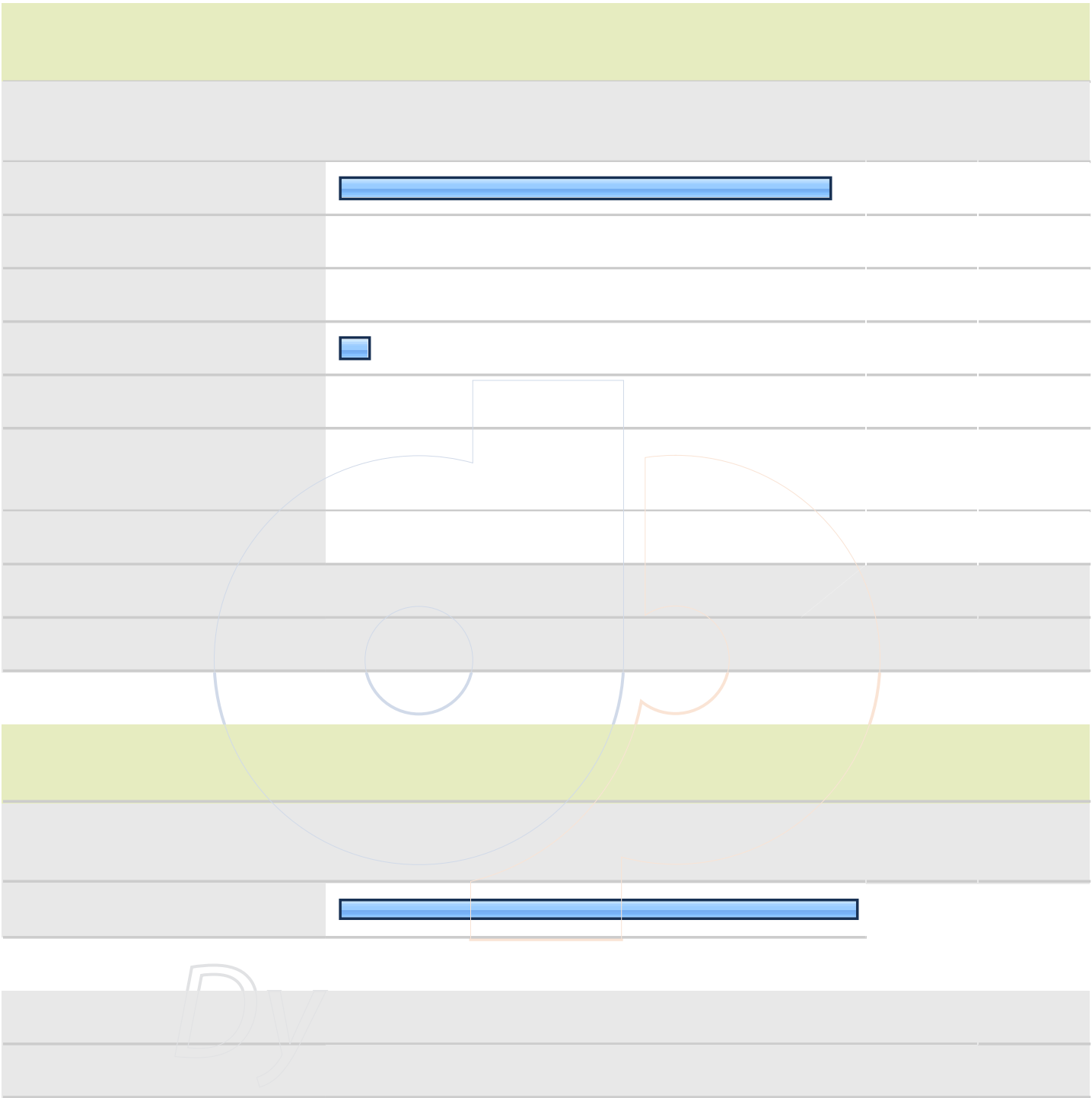
--	--	--	--	--

--	--	--	--	--



--	--	--	--	--

--	--	--	--	--

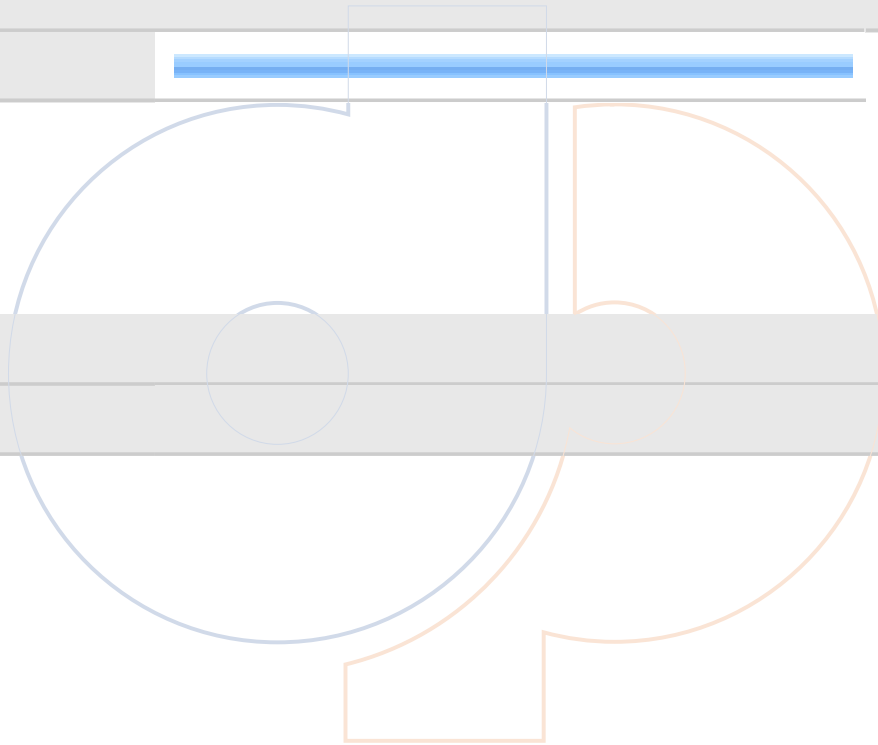
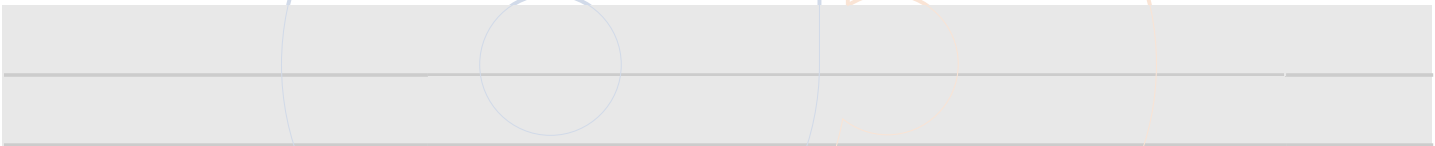
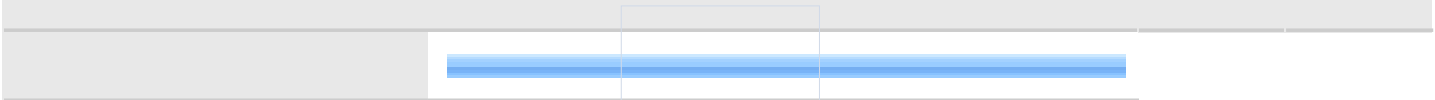
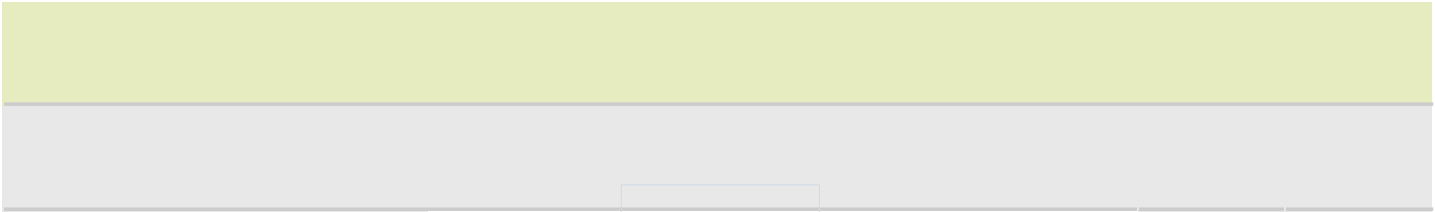

--	--	--	--	--



### 5. 5. What is your residency classification at MSU?

		Response Percent	Response Count
In-state		57.9%	11
Out-of-state		42.1%	8
International		0.0%	0
<b>answered question</b>			<b>19</b>
<b>skipped question</b>			<b>0</b>





Dy

Conuř

### 8. 8. Has either of your parents received a degree from MSU?




answered question

19


skipped question



### 11. 11. Approximately what percent of your University Studies (general education) classes did you take at MSU?








		Response Percent	Response Count
Under 25%		0.0%	0
25-49%		0.0%	0
<b>50-74%</b>		<b>100.0%</b>	<b>1</b>
75-100%		0.0%	0
<b>answered question</b>			<b>1</b>
<b>skipped question</b>			<b>18</b>

### 12. 12. What has been your attendance status at MSU?

		Response Percent	Response Count
<b>Primarily full-time</b>		<b>100.0%</b>	<b>19</b>
Primarily part-time		0.0%	0
<b>answered question</b>			<b>19</b>
<b>skipped question</b>			<b>0</b>

Dy

### 13. 13. In which Residential College are you a member?

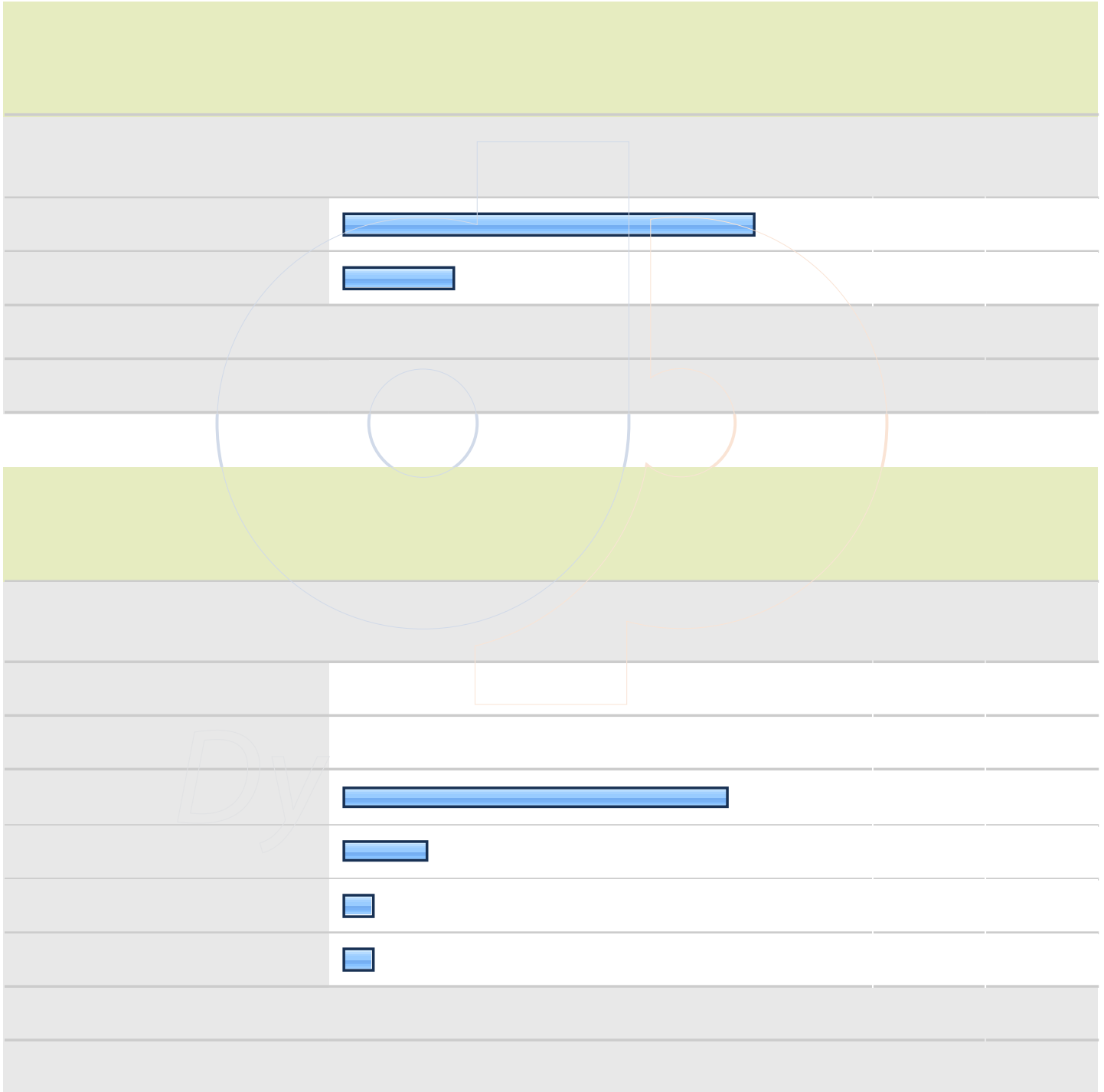
		Response Percent	Response Count
Do not know		5.3%	1
Clark College		15.8%	3
Elizabeth College		10.5%	2
Franklin-Springer Colleges		0.0%	0
<b>Hart College</b>		<b>31.6%</b>	<b>6</b>
Hester College		0.0%	0
Regents College		15.8%	3
Richmond College		15.8%	3
White College		5.3%	1
		<b>answered question</b>	<b>19</b>
		<b>skipped question</b>	<b>0</b>

Dy

### 13. 13. In which Residential College are you a member?





answered question 19

skipped question 0





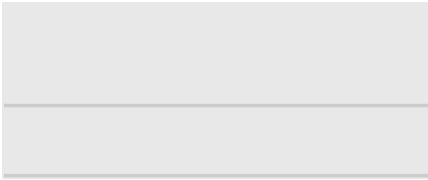
### 16. 16. In what range does your grade point average fall?

		Response Percent	Response Count
Less than 2.00		0.0%	0
2.00-2.50		5.3%	1
2.51-3.00		26.3%	5
<b>3.01-3.50</b>		<b>42.1%</b>	<b>8</b>
3.51-4.00		26.3%	5
<b>answered question</b>			<b>19</b>
<b>skipped question</b>			<b>0</b>


Dy

**17. 17. Please identify the program/major in which you are earning a degree. If you have a double major, check both of your majors. (Note: Liberal Arts and Integrated Studies Students, check Liberal Arts or Integrated Studies. Do not check your field of study as a major.)**

	Response Percent	Response Count
Accounting	0.0%	0
Advertising	0.0%	0
Agricultural Science & Technology (associate's)	0.0%	0
Agricultural Science (bachelor's)	0.0%	0
Animal Technology/Animal-Equine	0.0%	0
Animal Technology/Vet Tech, Pre-Vet	0.0%	0
Applied Physics	0.0%	0
Art	0.0%	0
Athletic Training	0.0%	0
Biology	0.0%	0
Business Administration (associate's)	0.0%	0
Business Administration (bachelor's)	0.0%	0
Career & Technical Education (associate's)	0.0%	0
Career & Technical Education (bachelor's)	0.0%	0
Chemistry	0.0%	0
Civil Engineering Technology (associate's)	0.0%	0
	<b>answered question</b>	<b>19</b>
	<b>skipped question</b>	<b>0</b>

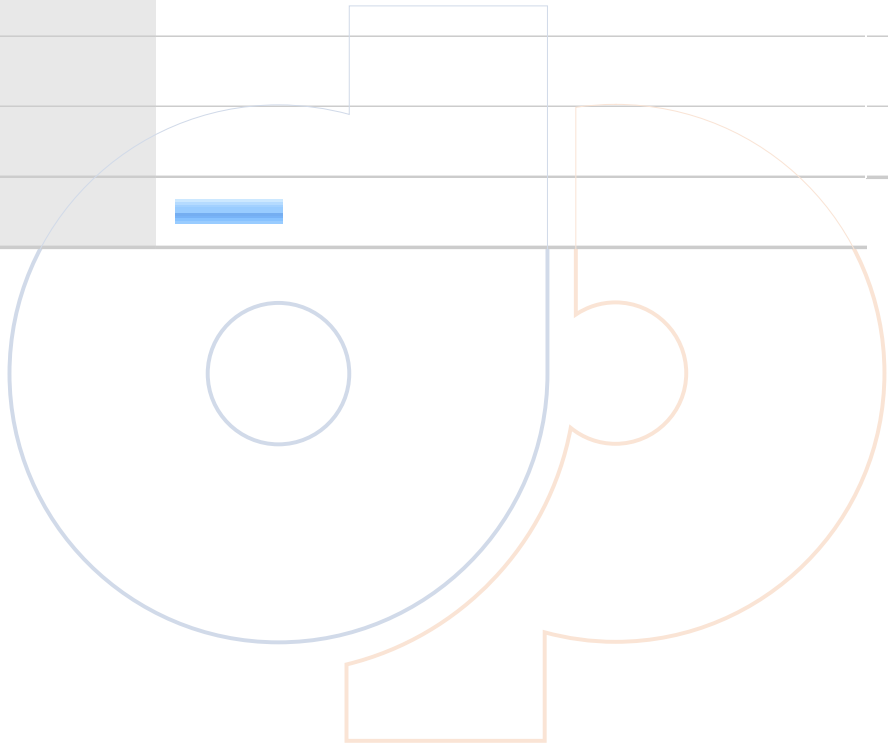
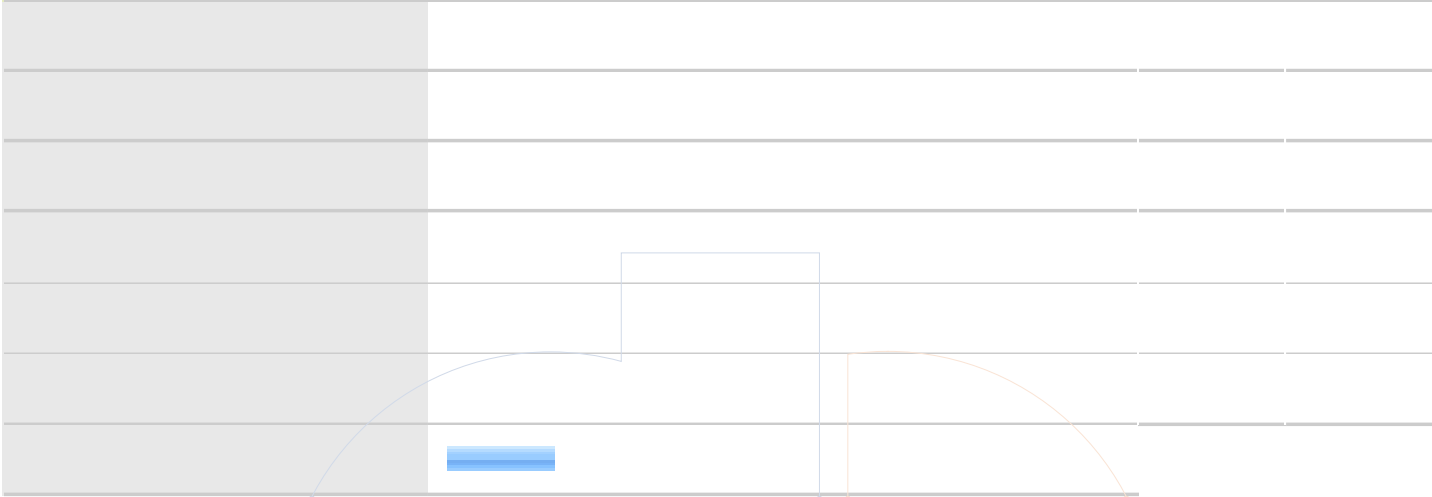



*Dy*





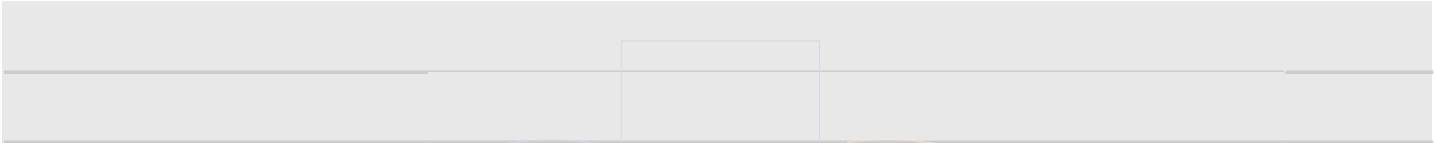


**17. 17. Please identify the program/major in which you are earning a degree. If you have a double major, check both of your majors. (Note: Liberal Arts and Integrated Studies Students, check Liberal Arts or Integrated Studies. Do not check your field of study as a major.)**

Graphic Communications Media	0.0%	0
Health & Physical Education	0.0%	0
Health Information Administration	0.0%	0
History	0.0%	0
Industrial Technology (associate's)	0.0%	0
Integrated Studies (BIS)	0.0%	0
Interdisciplinary Early Childhood Education	0.0%	0
Interior Design	0.0%	0
International Business	0.0%	0
International Studies	0.0%	0
Japanese	0.0%	0
Journalism	0.0%	0
Learning & Behavior Disorders	0.0%	0
Liberal Arts	0.0%	0
Logistics & Supply Chain Management	0.0%	0
Management	0.0%	0
Manufacturing Technology	0.0%	0
Marketing	0.0%	0
Mathematics	0.0%	0
<b>answered question</b>		<b>19</b>
<b>skipped question</b>		<b>0</b>






*Dy*





*Dy*

### 19. 21. Which best describes your situation?

		Response Percent	Response Count
Did not change major/area		31.6%	6
Did not initially declare major/area		15.8%	3
<b>Changed major/area</b>		<b>52.6%</b>	<b>10</b>
		<b>answered question</b>	<b>19</b>
		<b>skipped question</b>	<b>0</b>

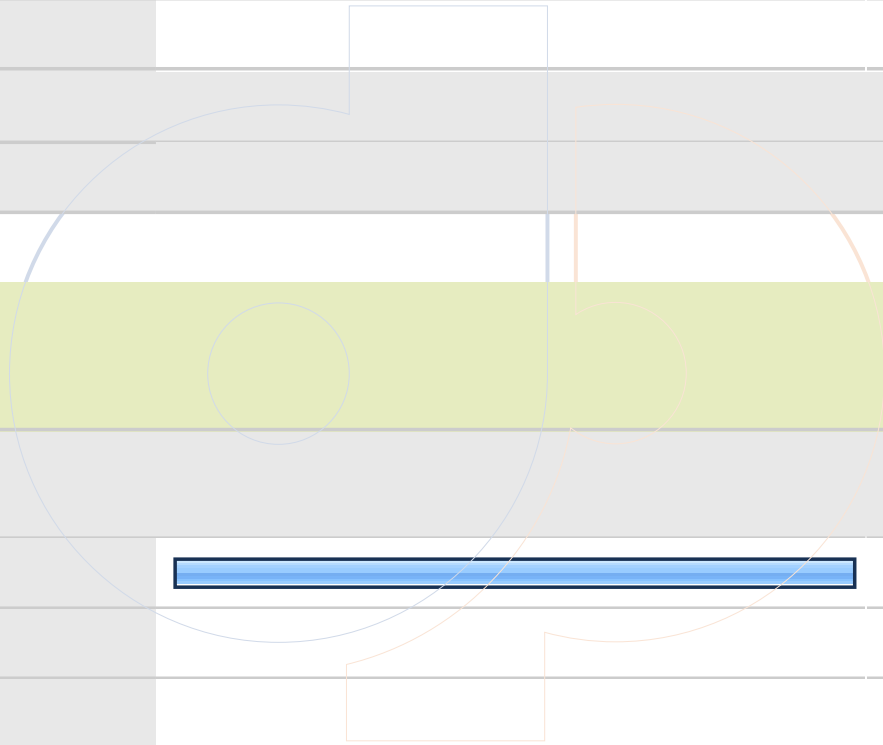





*Dy*





22. 24. What time would you havq 1 0 0 1 410.0012 454.4987 cm q 1 0 0 1 123.0015 454.49



### 24. 26. Did you take any online courses while at Murray State?





		Response Percent	Response Count
Yes		100.0%	19
No		0.0%	0
answered question			19
skipped question			0

### 25. 27. Did it take you an extra semester or more to complete degree requirements at Murray State?

		Response Percent	Response Count
Yes		52.6%	10
No		47.4%	9
answered question			19
skipped question			0

Dy

## 26. 28. Why did it take you an extra semester or more?



		Response Percent	Response Count
Work obligation limited my enrollment.		10.0%	1
Family obligations limited my enrollment.		0.0%	0
Tuition and other costs of attendance limited my enrollment.		0.0%	0
<b>A decision to change majors added to my requirements.</b>		<b>70.0%</b>	<b>7</b>
A required course or courses were not offered.		20.0%	2
Credits were lost transferring to Murray State.		0.0%	0
Other (please specify)		20.0%	2
		<b>answered question</b>	<b>10</b>
		<b>skipped question</b>	<b>9</b>

Dy





### 26. 28. Why did it take you an extra semester or more?

answered question	10
skipped question	9

### 27. 29. Did you have trouble getting any course(s) you needed while at Murray State?

		Response Percent	Response Count
Yes		31.6%	6
No		68.4%	13
		answered question	19
		skipped question	0

### 28. 30. Why did you have trouble getting the course?

		Response Percent	Response Count
The course was not offered the semester I needed it.		20.0%	1
The course was not offered at hours convenient to my work schedule.		20.0%	1
<b>The course was not offered at hours suitable for my school schedule.</b>		<b>40.0%</b>	<b>2</b>
All course sections were closed.		20.0%	1
I was unaware of the prerequisites for the course.		0.0%	0
		answered question	5
		skipped question	14



### 29. 31. Which statement best describes your experience with off-campus coop/internship?

		Response Percent	Response Count
Cannot judge; I did not have one.		10.5%	2
<b>My experience was very valuable.</b>		<b>57.9%</b>	<b>11</b>
My experience was valuable.		26.3%	5
My experience was of little value.		5.3%	1
My experience was of no value.		0.0%	0
		<b>answered question</b>	<b>19</b>
		<b>skipped question</b>	<b>0</b>

### 30. 32. Which statement best describes your experience with on-campus faculty-directed research, scholarly, or creative project?

		Response Percent	Response Count
<b>Cannot judge; I did not have one.</b>		<b>47.4%</b>	<b>9</b>
My experience was very valuable.		21.1%	4
My experience was valuable.		31.6%	6
My experience was of little value.		0.0%	0
My experience was of no value.		0.0%	0
		<b>answered question</b>	<b>19</b>
		<b>skipped question</b>	<b>0</b>


### 31. 33. Which statement best describes your experience with academic advising in your major/area?

		Response Percent	Response Count
Cannot judge; I did not make use of the opportunity.		0.0%	0
<b>I was satisfied with information my adviser provided.</b>		<b>89.5%</b>	<b>17</b>
Advice was inaccurate, incomplete, or misleading.		10.5%	2
My adviser was not available.		0.0%	0
		<b>answered question</b>	<b>19</b>
		<b>skipped question</b>	<b>0</b>

Dy

**31. 33. Which statement best describes your experience with academic advising in your major/area?**

answered question



### 32. Questions 34-48 For each of these items, indicate the extent to which you were satisfied.

	Very satisfied	Satisfied	Dissatisfied	Very dissatisfied	Rating Average	Rating Count
34. Class size relative to type of course	36.8% (7)	<b>63.2% (12)</b>	0.0% (0)	0.0% (0)	3.37	19
35. Out-of-class availability of faculty	21.1% (4)	<b>73.7% (14)</b>	5.3% (1)	0.0% (0)	3.16	19
36. Effectiveness of your high school preparation for college work	21.1% (4)	<b>63.2% (12)</b>	15.8% (3)	0.0% (0)	3.05	19
37. Fairness of faculty in their treatment of individual students	26.3% (5)	<b>63.2% (12)</b>	10.5% (2)	0.0% (0)	3.16	19
38. Overall quality of instruction at Murray State	31.6% (6)	<b>68.4% (13)</b>	0.0% (0)	0.0% (0)	3.32	19
39. Quality of instruction in University Studies (General Education) courses	26.3% (5)	<b>47.4% (9)</b>	26.3% (5)	0.0% (0)	3.00	19
40. Quality of instruction in your major	27.8% (5)	<b>72.2% (13)</b>	0.0% (0)	0.0% (0)	3.28	18
41. Clarity of program objectives in your major	26.3% (5)	<b>73.7% (14)</b>	0.0% (0)	0.0% (0)	3.26	19
42. Intellectual challenge of the academic program	42.1% (8)	<b>52.6% (10)</b>	5.3% (1)	0.0% (0)	3.37	19
43. Encouragement and information from your major department for employment after graduation	36.8% (7)	<b>52.6% (10)</b>	10.5% (2)	0.0% (0)	3.26	19
44. Availability of opportunities to engage in a faculty-mentored research, scholarly, or creative project in your area of study/interest	31.6% (6)	<b>57.9% (11)</b>	5.3% (1)	5.3% (1)	3.16	19
45. Library hours	38.9% (7)	<b>44.4% (8)</b>	16.7% (3)	0.0% (0)	3.22	18
<b>answered question</b>						<b>19</b>
<b>skipped question</b>						<b>0</b>



**32. Questions 34-48 For each of these items, indicate the extent to which you were satisfied.**



46 Effectiveness of library personnel in meeting your information needs	27.8% (5)	<b>72.2% (13)</b>	0.0% (0)	0.0% (0)	3.28	18
47. Access to on-hand or electronic library resources	27.8% (5)	<b>66.7% (12)</b>	5.6% (1)	0.0% (0)	3.22	18
48. Computer, individual and group work spaces available within University Libraries (Waterfield, Pogue and Overby)	16.7% (3)	<b>77.8% (14)</b>	5.6% (1)	0.0% (0)	3.11	18
<b>answered question</b>						<b>19</b>
<b>skipped question</b>						<b>0</b>

**33. Questions 49-55 University Studies is designed to offer you a broad base of skills and knowledge and to prepare you for upper division study. Please indicate how effective University Studies at Murray State was in helping you achieve these goals.**


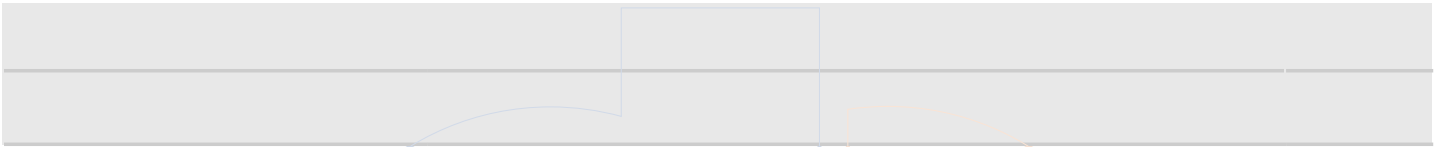
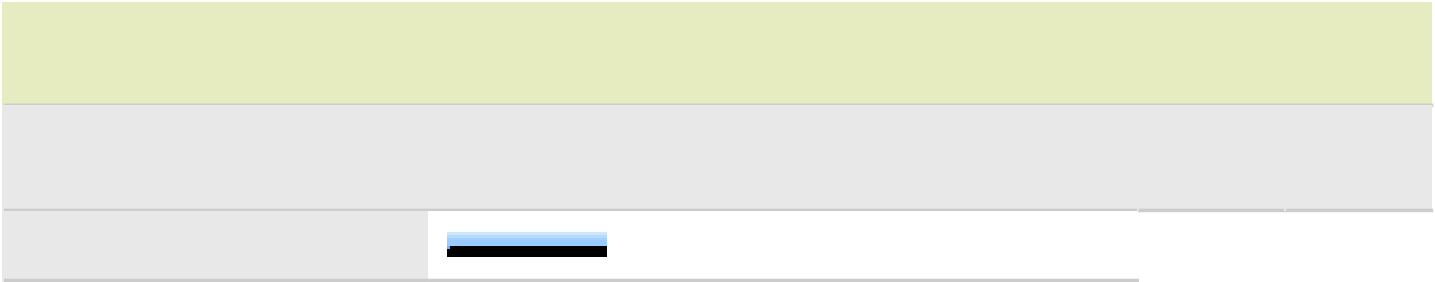
	Very effective	Effective	Ineffective	Very ineffective	Rating Average	Rating Count
49. Writing skills	16.7% (3)	<b>72.2% (13)</b>	11.1% (2)	0.0% (0)	3.06	18
50. Speaking skills	27.8% (5)	<b>66.7% (12)</b>	5.6% (1)	0.0% (0)	3.22	18
51. Critical thinking skills	22.2% (4)	<b>77.8% (14)</b>	0.0% (0)	0.0% (0)	3.22	18
52. Technology skills/computer skills	16.7% (3)	<b>77.8% (14)</b>	5.6% (1)	0.0% (0)	3.11	18
53. General knowledge in the liberal arts and sciences	16.7% (3)	<b>66.7% (12)</b>	11.1% (2)	5.6% (1)	2.94	18
54. International perspectives	16.7% (3)	<b>66.7% (12)</b>	11.1% (2)	5.6% (1)	2.94	18
55. Stimulation of interest in areas outside your chosen field of study	16.7% (3)	<b>66.7% (12)</b>	16.7% (3)	0.0% (0)	3.00	18
<b>answered question</b>						<b>18</b>
<b>skipped question</b>						<b>1</b>

**34. Questions 56-89** For each of these services, activities or programs that you used, please indicate the extent to which you were satisfied that they met your needs. For those that you did not use, mark the "Did Not Use" option.

	Very satisfied	Satisfied	Dissatisfied	Very dissatisfied	Did Not Use	Rating Average	Rating Count
56. African-American/Multicultural Student Services	5.9% (1)	17.6% (3)	0.0% (0)	0.0% (0)	<b>76.5% (13)</b>	3.25	17
57. Blackboard/Canvas	17.6% (3)	<b>82.4% (14)</b>	0.0% (0)	0.0% (0)	0.0% (0)	3.18	17
58. Career Services Office	17.6% (3)	<b>41.2% (7)</b>	0.0% (0)	0.0% (0)	<b>41.2% (7)</b>	3.30	17
59. Cultural programming and activities	5.9% (1)	23.5% (4)	0.0% (0)	0.0% (0)	<b>70.6% (12)</b>	3.20	17
(4) 60. Degree audit (MAP report)	23.5% (4)	<b>64.7% (11)</b>	0.0% (0)	0.0% (0)	11.8% (2)	3.27	17
61. Financial Aid Office customer service	17.6% (3)	<b>52.9% (9)</b>	0.0% (0)	0.0% (0)	29.4% (5)	3.25	17
(4) 62. ...							
(4) 63. ...							
(4) 64. ...							
(4) 65. ...							
(4) 66. ...							
(4) 67. ...							
(4) 68. ...							
(4) 69. ...							
(4) 70. ...							
(4) 71. ...							
(4) 72. ...							
(4) 73. ...							
(4) 74. ...							
(4) 75. ...							
(4) 76. ...							
(4) 77. ...							
(4) 78. ...							
(4) 79. ...							
(4) 80. ...							
(4) 81. ...							
(4) 82. ...							
(4) 83. ...							
(4) 84. ...							
(4) 85. ...							
(4) 86. ...							
(4) 87. ...							
(4) 88. ...							
(4) 89. ...							
<b>answered question</b>							<b>17</b>
<b>skipped question</b>							<b>2</b>

68. International student support services	11.8% (2)	17.6% (3)	0.0% (0)	0.0% (0)	<b>70.6% (12)</b>	3.40	17
69. Internet and wireless access for study and research needs	18.8% (3)	<b>68.8% (11)</b>	12.5% (2)	0.0% (0)	0.0% (0)	3.06	16
70. Intramural Sports and Recreation	29.4% (5)	<b>52.9% (9)</b>	0.0% (0)	0.0% (0)			
							
							





Dy

### 35. 90. To what extent did you participate in Residential College activities?

answered question	17
skipped question	2

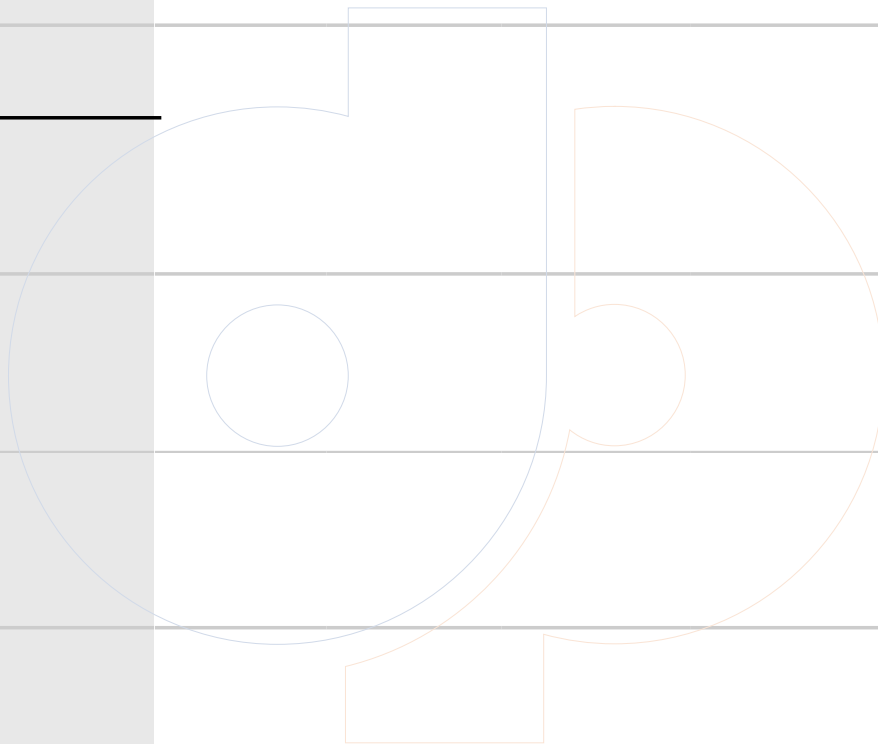
### 36. 91. Which phrase best describes your opinion of Residential Colleges?

		Response Percent	Response Count
Not familiar with Residential Colleges		11.8%	2
Very positive		17.6%	3
<b>Positive</b>		<b>58.8%</b>	<b>10</b>
Negative		11.8%	2
Very negative		0.0%	0
		answered question	17
		skipped question	2

### 37. 92. When you graduate how many times will you have studied abroad during your university career?

		Response Percent	Response Count
None		76.5%	13
One		23.5%	4
Two		0.0%	0
Three or more		0.0%	0
		answered question	17
		skipped question	2

**38. Questions 93-102 The University has formulated ten desired "Characteristics of the Murray State University Graduate." Please indicate how effective your MSU experience was in enhancing your abilities in each area.**



answered question

16

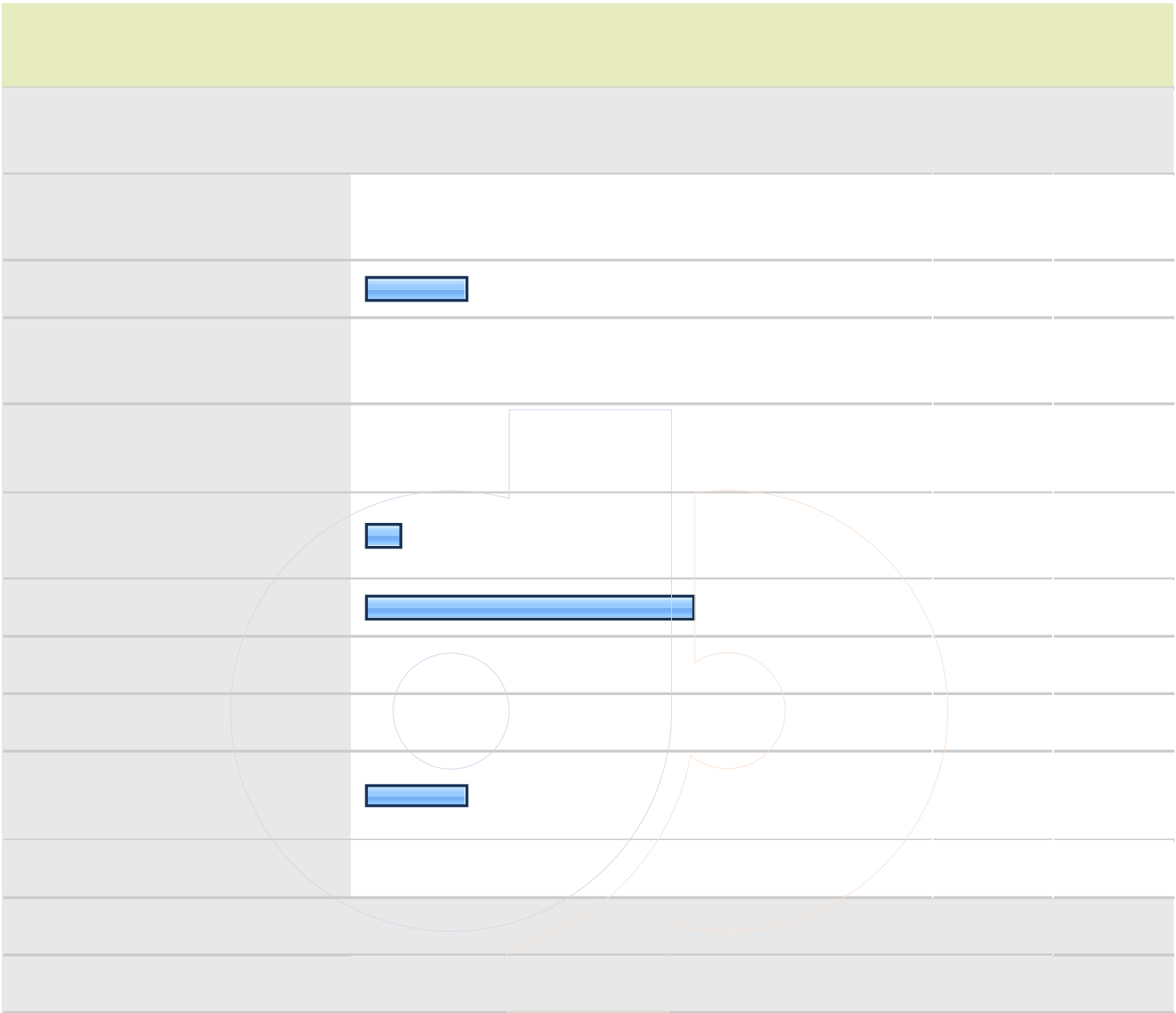
**38. Questions 93-102 The University has formulated ten desired "Characteristics of the Murray State University Graduate." Please indicate how effective your MSU experience was in enhancing your abilities in each area.**

100. Understand the importance of the behaviors necessary to maintain a healthy lifestyle;	43.8% (7)	<b>56.3% (9)</b>	0.0% (0)	0.0% (0)	3.44	16
101. Demonstrate mastery of a chosen field of study;	43.8% (7)	<b>56.3% (9)</b>	0.0% (0)	0.0% (0)	3.44	16
102. Value intellectual pursuit and continuous learning in a changing world.	43.8% (7)	<b>56.3% (9)</b>	0.0% (0)	0.0% (0)	3.44	16



Dy





Dy

**39. 103. What do you expect to do after you graduate?**

Two horizontal grey bars for text entry.

A large grey rectangular area with horizontal lines, overlaid with a large blue and orange watermark logo.

Dy



### 41. 105. If you intend to work full-time, what do you expect your salary to be?

		Response Percent	Response Count
Above \$75,000		0.0%	0
\$65,000 - \$75,000		0.0%	0
\$55,000 - \$64,999		5.9%	1
\$45,000 - \$54,999		5.9%	1
\$35,000 - \$44,999		17.6%	3
\$25,000 - \$34,999		0.0%	0
Below \$25,000		11.8%	2
<b>Does not apply</b>		<b>58.8%</b>	<b>10</b>
<b>answered question</b>			<b>17</b>
<b>skipped question</b>			<b>2</b>

Dy


### 41. 105. If you intend to work full-time, what do you expect your salary to be?

answered question	17
skipped question	20h



#### 44. Feedback:

	Response Count
	0
answered question	0
skipped question	19



**45. 17. Please identify the program/major in which you are earning a degree. If you have a double major, check both of your majors. (Note: Liberal Arts and Integrated Studies Students, check Liberal Arts or Integrated Studies. Do not check your field of study as a major.)**

	Response Percent	Response Count
Accounting	0.0%	0
Advertising	0.0%	0
Business Administration (associate's)	0.0%	0
Business Administration (bachelor's)	0.0%	0
Business GIS (certificate)	0.0%	0
Computer Information Systems	0.0%	0
Computer Science	0.0%	0
Economics	0.0%	0
Finance	0.0%	0
Graphic Communications Media	0.0%	0
International Business	0.0%	0
Journalism	0.0%	0
Management	0.0%	0
Marketing	0.0%	0
Organizational Communication	0.0%	0
Public Relations	0.0%	0
Television Production	0.0%	0
Telecommunications Systems Mgmt	0.0%	0
	<b>answered question</b>	<b>0</b>
	<b>skipped question</b>	<b>19</b>










*Dy*



**45. 17. Please identify the program/major in which you are earning a degree. If you have a double major, check both of your majors. (Note: Liberal Arts and Integrated Studies Students, check Liberal Arts or Integrated Studies. Do not check your field of study as a major.)**

Integrated Studies (BIS)	0.0%	0
General Studies (associate's)	0.0%	0
<b>answered question</b>		<b>0</b>
<b>skipped question</b>		<b>19</b>

