








3. 3. Ethnic Background


		Response Percent	Response Count
White		81.0%	17
Black/African-American		0.0%	0
Asian		14.3%	3
Hispanic/Latino		0.0%	0
American Indian/Alaskan Native		0.0%	0
Native Hawaiian/Other Pacific Islander		0.0%	0
Two or more races		4.8%	1
answered question			21
skipped question			0

4. 4. Are you a U.S. citizen?




		Response Percent	Response Count
Yes		100.0%	21
No		0.0%	0
answered question			21
skipped question			0

5. 5. What is your residency classification at MSU?



		Response Percent	Response Count
In-state		76.2%	16
Out-of-state		19.0%	4
International		4.8%	1
answered question			21
skipped question			0











11. 11. Approximately what percent of your University Studies (general education) classes did you take at MSU?

		Response Percent	Response Count
Under 25%		42.9%	3
25-49%		0.0%	0
50-74%		14.3%	1
75-100%		42.9%	3
answered question			7
skipped question			14





12. 12. What has been your attendance status at MSU?

		Response Percent	Response Count
Primarily full-time		85.7%	18
Primarily part-time		14.3%	3
answered question			21
skipped question			0

13. 13. In which Residential College are you a member?



		Response Percent	Response Count
Do not know		15.0%	3
Clark College		10.0%	2
Elizabeth College		0.0%	0
Franklin-Springer Colleges		15.0%	3
Hart College		30.0%	6
Hester College		5.0%	1
Regents College		10.0%	2
Richmond College		5.0%	1
White College		10.0%	2
		answered question	20
		skipped question	1

16. 16. In what range does your grade point average fall?

		Response Percent	Response Count
Less than 2.00		0.0%	0
2.00-2.50		9.5%	2
2.51-3.00		14.3%	3
3.01-3.50		52.4%	11
3.51-4.00		23.8%	5
answered question			21
skipped question			0

17. 17. Please identify the program/major in which you are earning a degree. If you have a double major, check both of your majors. (Note: Liberal Arts and Integrated Studies Students, check Liberal Arts or Integrated Studies. Do not check your field of study as a major.)




	Response Percent	Response Count
Accounting	0.0%	0
Advertising	0.0%	0
Agricultural Science & Technology (associate's)	0.0%	0
Agricultural Science (bachelor's)	0.0%	0
Animal Technology/Animal-Equine	0.0%	0
Animal Technology/Vet Tech, Pre-Vet	0.0%	0
Applied Physics	0.0%	0
Art	0.0%	0
Athletic Training	0.0%	0
Biology	0.0%	0
Business Administration (associate's)	0.0%	0
Business Administration (bachelor's)	0.0%	0
Career & Technical Education (associate's)	0.0%	0
Career & Technical Education (bachelor's)	0.0%	0
Chemistry	0.0%	0
Civil Engineering Technology (associate's)	0.0%	0
	answered question	21
	skipped question	0



17. 17. Please identify the program/major in which you are earning a degree. If you have a double major, check both of your majors. (Note: Liberal Arts and Integrated Studies Students, check Liberal Arts or Integrated Studies. Do not check your field of study as a major.)

Television Production	0.0%	0
Theatre	0.0%	0
Wildlife & Conservation Biology	0.0%	0
answered question		21
skipped question		0

18. 20. What is the highest degree you eventually hope to receive?

		Response Percent	Response Count
Associate		0.0%	0
Baccalaureate		52.4%	11
Graduate		38.1%	8
Professional		9.5%	2
answered question		21	
skipped question		0	

19. 21. [G 0. 1 -197. 9w9w9w9w9w9w929 0 0 m -203 0 | S2Scri 0 2 20.126 534ur situation?

[Redacted]







[Redacted]

[Redacted]



19. 21. Which best describes your situation?

answered question	21
skipped question	0


20. 22. While school was in session during the past year, how many hours per week, on average, did you work for pay?

		Response Percent	Response Count
Did not work		28.6%	6
Worked 1-10 hrs		4.8%	1
Worked 11-20 hrs		28.6%	6
Worked 21-30 hrs		19.0%	4
Worked 31-40 hrs		9.5%	2
Worked over 40 hrs		9.5%	2
		answered question	21
		skipped question	0



21. 23. For the most part, were classes offered at times convenient to you?

		Response Percent	Response Count
Yes		95.2%	20
No		4.8%	1
		answered question	21
		skipped question	0



22. 24. What time would you have preferred?

		Response Percent	Response Count
Late afternoon		100.0%	1
Evening		0.0%	0
Weekend		0.0%	0
During the day		0.0%	0
Online		0.0%	0
answered question			1
skipped question			20



23. 25. Which best describes the location where you completed the majority of your courses?

		Response Percent	Response Count
Murray		90.5%	19
Paducah		0.0%	0
Ft. Campbell		0.0%	0
Madisonville		0.0%	0
Hopkinsville		0.0%	0
Henderson		0.0%	0
Online		9.5%	2
Other (please specify)		0.0%	0
answered question			21
skipped question			0








24. 26. Did you take any online courses while at Murray State?



		Response Percent	Response Count
Yes		57.1%	12
No		42.9%	9
answered question			21
skipped question			0

25. 27. Did it take you an extra semester or more to complete degree requirements at Murray State?





		Response Percent	Response Count
Yes		42.9%	9
No		57.1%	12
answered question			21
skipped question			0

26. 28. Why did it take you an extra semester or more?





		Response Percent	Response Count
Work obligation limited my enrollment.		11.1%	1
Family obligations limited my enrollment.		11.1%	1
Tuition and other costs of attendance limited my enrollment.		22.2%	2
A decision to change majors added to my requirements.		33.3%	3
A required course or courses were not offered.		44.4%	4
Credits were lost transferring to Murray State.		22.2%	2
Other (please specify)		33.3%	3
		answered question	9
		skipped question	12





29. 31. Which statement best describes your experience with off-campus coop/internship?

		Response Percent	Response Count
Cannot judge; I did not have one.		47.6%	10
My experience was very valuable.		28.6%	6
My experience was valuable.		19.0%	4
My experience was of little value.		4.8%	1
My experience was of no value.		0.0%	0
		answered question	21
		skipped question	0

30. 32. Which statement best describes your experience with on-campus faculty-directed research, scholarly, or creative project?

		Response Percent	Response Count
Cannot judge; I did not have one.		42.9%	9
My experience was very valuable.		14.3%	3
My experience was valuable.		33.3%	7
My experience was of little value.		9.5%	2
My experience was of no value.		0.0%	0
		answered question	21
		skipped question	0




31. 33. Which statement best describes your experience with academic advising in your major/area?

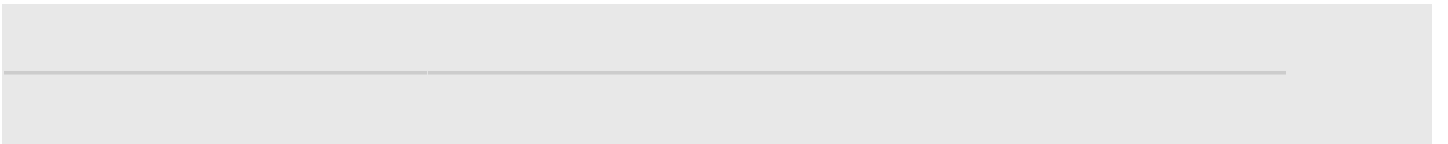
answered question 21

skipped question 0

32. Questions 34-48 For each of these items, indicate the extent to which you were satisfied.



	Very satisfied	Satisfied	Dissatisfied	Very dissatisfied	Rating Average	Rating Count
34. Class size relative to type of course	55.0% (11)	45.0% (9)	0.0% (0)	0.0% (0)	3.55	20
35. Out-of-class availability of faculty	30.0% (6)	65.0% (13)	5.0% (1)	0.0% (0)	3.25	20
36. Effectiveness of your high school preparation for college work	25.0% (5)	55.0% (11)	15.0% (3)	5.0% (1)	3.00	20
37. Fairness of faculty in their treatment of individual students	45.0% (9)	55.0% (11)	0.0% (0)	0.0% (0)	3.45	20
38. Overall quality of instruction at Murray State	26.3% (5)	63.2% (12)	10.5% (2)	0.0% (0)	3.16	19
39. Quality of instruction in University Studies (General Education) courses	20.0% (4)	65.0% (13)	10.0% (2)	5.0% (1)	3.00	20
40. Quality of instruction in your major	40.0% (8)	55.0% (11)	0.0% (0)	5.0% (1)	3.30	20
41. Clarity of program objectives in your major	47.4% (9)	47.4% (9)	5.3% (1)	0.0% (0)	3.42	19
42. Intellectual challenge of the academic program	42.1% (8)	52.6% (10)	5.3% (1)	0.0% (0)	3.37	19
43. Encouragement and information from your major department for employment after graduation	26.3% (5)	52.6% (10)	15.8% (3)	5.3% (1)	3.00	19
44. Availability of opportunities to engage in a faculty-mentored research, scholarly, or creative project in your area of study/interest	31.6% (6)	42.1% (8)	26.3% (5)	0.0% (0)	3.05	19
45. Library hours	38.9% (7)	61.1% (11)	0.0% (0)	0.0% (0)	3.39	18
				answered question		20
				skipped question		1





34. Questions 56-89For each of these services, activities or programs that you used, please indicate the extent to which you were satisfied that they met your needs. For those that you did not use, mark the "Did Not Use" option.

	Very satisfied	Satisfied	Dissatisfied	Very dissatisfied	Did Not Use	Rating Average	Rating Count
56. African-American/Multicultural Student Services	5.6% (1)	11.1% (2)	0.0% (0)	0.0% (0)	83.3% (15)	3.33	18
57. Blackboard/Canvas	21.1% (4)	63.2% (12)	10.5% (2)	0.0% (0)	5.3% (1)	3.11	19
58. Career Services Office	5.6% (1)	33.3% (6)	11.1% (2)	0.0% (0)	50.0% (9)	2.89	18
59. Cultural programming and activities	5.6% (1)	16.7% (3)	5.6% (1)	0.0% (0)	72.2% (13)	3.00	18
60. Degree audit (MAP report)	21.1% (4)	57.9% (11)	5.3% (1)	0.0% (0)	15.8% (3)	3.19	19
61. Financial Aid Office customer service	16.7% (3)	33.3% (6)	11.1% (2)	5.6% (1)	33.3% (6)	2.92	18
62. Dining Services	11.1% (2)	55.6% (10)	5.6% (1)	5.6% (1)	22.2% (4)	2.93	18
63. Graduation Office	10.5% (2)	63.2% (12)	5.3% (1)	0.0% (0)	21.1% (4)	3.07	19
64. Greek life and activities	5.6% (1)	16.7% (3)	0.0% (0)	0.0% (0)	77.8% (14)	3.25	18
65. Health Services	27.8% (5)	38.9% (7)	0.0% (0)	0.0% (0)	33.3% (6)	3.42	18
66. Honor Societies/Departmental Clubs/Special Interest Organizations	16.7% (3)	22.2% (4)	0.0% (0)	0.0% (0)	61.1% (11)	3.43	18
67. International programs and activities	5.6% (1)	22.2% (4)	0.0% (0)	0.0% (0)	72.2% (13)	3.20	18
					answered question		19
					skipped question		2



35. 90. To what extent did you participate in Residential College activities?

answered question 19

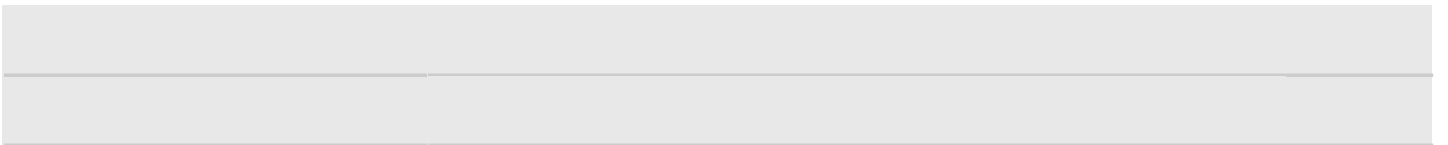




skipped question 2

36. 91. Which phrase best describes your opinion of Residential Colleges?

		Response Percent	Response Count
Not familiar with Residential Colleges		36.8%	7
Very positive		21.1%	4
Positive		26.3%	5
Negative		15.8%	3
Very negative		0.0%	0
		answered question	19
		skipped question	2



37. 92. When you graduate how many times will you have studied abroad during your university career?

		Response Percent	Response Count
None		78.9%	15
One		21.1%	4
Two		0.0%	0
Three or more		0.0%	0
		answered question	19
		skipped question	2



38. Questions 93-102 The University has formulated ten desired "Characteristics of the Murray State University Graduate." Please indicate how effective your MSU experience was in enhancing your abilities in each area.

100. Understand the importance of the behaviors necessary to maintain a healthy lifestyle;	12.5% (2)	68.8% (11)	18.8% (3)	0.0% (0)	2.94	16
101. Demonstrate mastery of a chosen field of study;	41.2% (7)	52.9% (9)	5.9% (1)	0.0% (0)	3.35	17
102. Value intellectual pursuit and continuous learning in a changing world.	23.5% (4)	76.5% (13)	0.0% (0)	0.0% (0)	3.24	17
answered question						17
skipped question						4








39. 103. What do you expect to do after you graduate?

answered question 17

skipped question 4





40. 104. If you are already employed, how closely related is your job to your field of study?

		Response Percent	Response Count
Extremely close		29.4%	5
Somewhat close		23.5%	4
Somewhat different		11.8%	2
Extremely different		5.9%	1
I cannot determine		0.0%	0
Does not apply		29.4%	5
		answered question	17
		skipped question	4

41. 105. If you intend to work full-time, what do you expect your salary to be?

answered question	17
skipped question	4

42. 106. If you intend to continue your education, please indicate which statement best describes the institution you will attend.

		Response Percent	Response Count
Murray State University		17.6%	3
University/College in Kentucky		11.8%	2
University/College outside Kentucky			
			
		answered question	17
		skipped question	4