

MSU Senior Survey

1. 1. Graduation Date



Month

	May	August	December	Response Count
Please select the month and year that you plan to graduate:	100.0% (25)	0.0% (0)	0.0% (0)	25


Year

	2012	2013	2014	2015	2016	2017	2018	2019	2020	Response Count
Please select the month and year that you plan to graduate:	0.0% (0)	0.0% (0)	0.0% (0)	16.0% (4)	84.0% (21)	0.0%				
answered question										25
skipped question										0

3. 3. Ethnic Background

		Response Percent	Response Count
White		96.0%	24
Black/African-American		0.0%	0
Asian		0.0%	0
Hispanic/Latino		0.0%	0
American Indian/Alaskan Native		0.0%	0
Native Hawaiian/Other Pacific Islander		0.0%	0
Two or more races		4.0%	1
answered question			25
skipped question			0



4. 4. Are you a U.S. citizen?



		Response Percent	Response Count
Yes		100.0%	25
No		0.0%	0
answered question			25
skipped question			0


5. 5. What is your residency classification at MSU?





answered question	25
skipped question	0

6. 6. Age


		Response Percent	Response Count
24 or younger		92.0%	23
25-34		8.0%	Respor Percent
		answered question	25
		skipped question	0


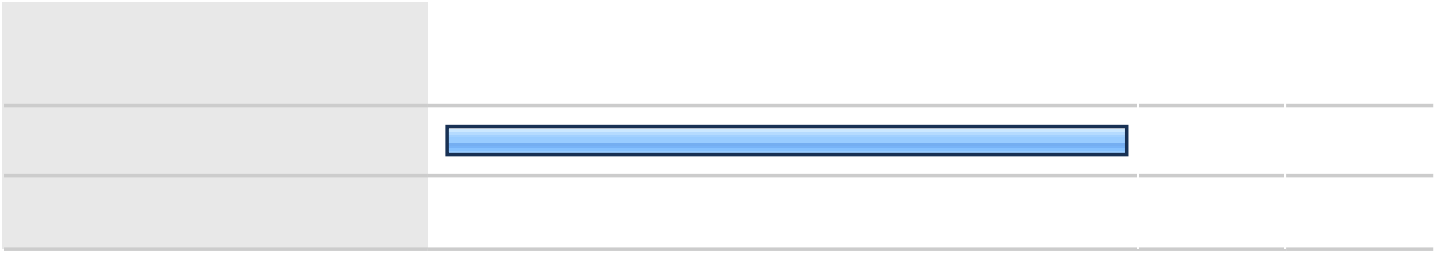
			
			








	<input type="checkbox"/>
	<input type="checkbox"/>









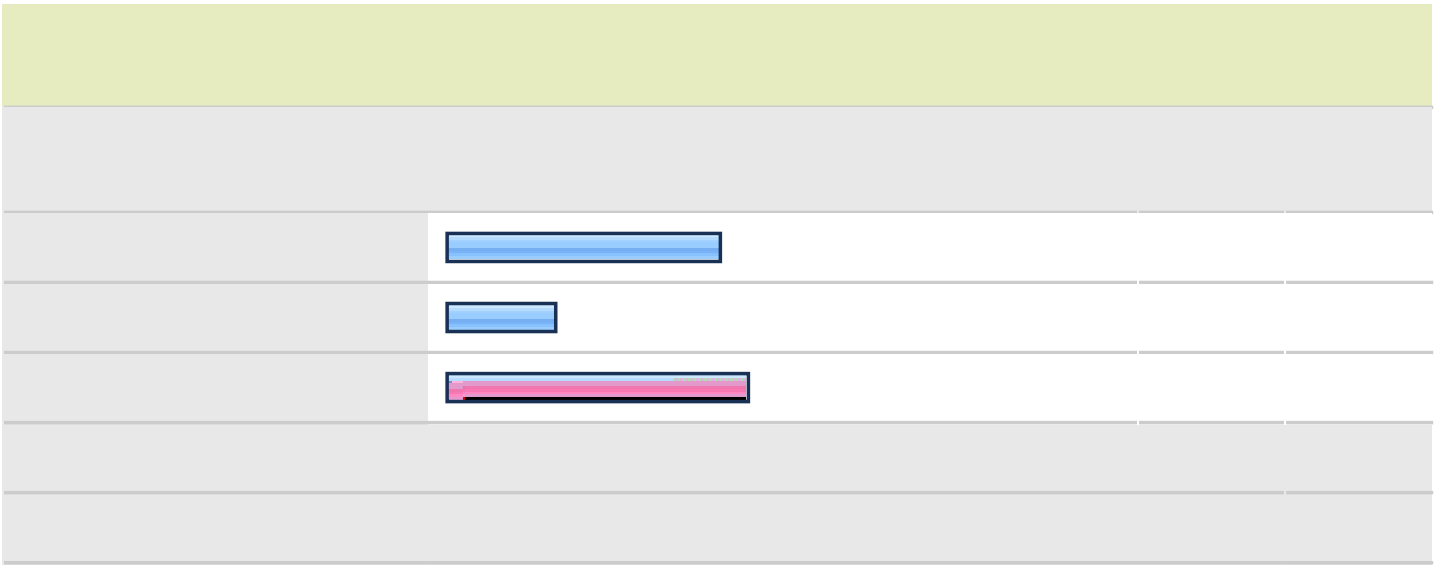


17. 17. Please identify the program/major in which you are earning a degree. If you have a double major, check both of your majors. (Note: Liberal Arts and Integrated Studies Students, check Liberal Arts or Integrated Studies. Do not check your field of study as a major.)

Television Production	0.0%	0
Theatre	0.0%	0
Wildlife & Conservation Biology	0.0%	0
answered question		25
skipped question		0

18. 20. What is the highest degree you eventually hope to receive?

		Response Percent	Response Count
Associate		0.0%	0
Baccalaureate		0.0%	0
Graduate		80.0%	20
Professional		20.0%	5
answered question			25
skipped question			0



19. 21. Which best describes your situation?

answered question	25
skipped question	0


20. 22. While school was in session during the past year, how many hours per week, on average, did you work for pay?

		Response Percent	Response Count
Did not work		20.0%	5
Worked 1-10 hrs		28.0%	7
Worked 11-20 hrs		28.0%	7
Worked 21-30 hrs		20.0%	5
Worked 31-40 hrs		4.0%	1
Worked over 40 hrs		0.0%	0
		answered question	25
		skipped question	0


21. 23. For the most part, were classes offered at times convenient to you?


		Response Percent	Response Count
Yes		100.0%	25
No		0.0%	0
		answered question	25
		skipped question	0

22. 24. What time would you have preferred?



		Response Percent	Response Count
Late afternoon		0.0%	0
Evening		0.0%	0
Weekend		0.0%	0
During the day		0.0%	0
Online		100.0%	1
answered question			1
skipped question			24


23. 25. Which best describes the location where you completed the majority of your courses?

		Response Percent	Response Count
Murray		100.0%	25
Paducah		0.0%	0
Ft. Campbell		0.0%	0
Madisonville		0.0%	0
Hopkinsville		0.0%	0
Henderson		0.0%	0
Online		0.0%	0
Other (please specify)		0.0%	0
answered question			25
skipped question			0



26. 28. Why did it take you an extra semester or more?

		Response Percent	Response Count
Work obligation limited my enrollment.		0.0%	0
Family obligations limited my enrollment.		33.3%	1
Tuition and other costs of attendance limited my enrollment.		0.0%	0
A decision to change majors added to my requirements.		100.0%	3
A required course or courses were not offered.		0.0%	0
Credits were lost transferring to Murray State.		0.0%	0
Other (please specify)		0.0%	0
		answered question	3
		skipped question	22



31. 33. Which statement best describes your experience with academic advising in your major/area?

answered question 25

skipped question 0

32. Questions 34-48 For each of these items, indicate the extent to which you were satisfied.

	Very satisfied	Satisfied	Dissatisfied	Very dissatisfied	Rating Average	Rating Count
34. Class size relative to type of course	50.0% (12)	45.8% (11)	4.2% (1)	0.0% (0)	3.46	24
35. Out-of-class availability of faculty	54.2% (13)	45.8% (11)	0.0% (0)	0.0% (0)	3.54	24
36. Effectiveness of your high school preparation for college work	25.0% (6)	50.0% (12)	20.8% (5)	4.2% (1)	2.96	24
37. Fairness of faculty in their treatment of individual students	50.0% (12)	41.7% (10)	8.3% (2)	0.0% (0)	3.42	24
38. Overall quality of instruction at Murray State	58.3% (14)	41.7% (10)	0.0% (0)	0.0% (0)	3.58	24
39. Quality of instruction in University Studies (General Education) courses	41.7% (10)	50.0% (12)	8.3% (2)	0.0% (0)	3.33	24
40. Quality of instruction in your major	70.8% (17)	29.2% (7)	0.0% (0)	0.0% (0)	3.71	24
41. Clarity of program objectives in your major	70.8% (17)	25.0% (6)	4.2% (1)	0.0% (0)	3.67	24
42. Intellectual challenge of the academic program	66.7% (16)	33.3% (8)	0.0% (0)	0.0% (0)	3.67	24
43. Encouragement and information from your major department for employment after graduation	45.8% (11)	41.7% (10)	12.5% (3)	0.0% (0)	3.33	24
44. Availability of opportunities to engage in a faculty-mentored research, scholarly, or creative project in your area of study/interest	45.8% (11)	29.2% (7)	12.5% (3)	12.5% (3)	3.08	24
45. Library hours	37.5% (9)	50.0% (12)	12.5% (3)	0.0% (0)	3.25	24
				answered question		24
				skipped question		1

32. Questions 34-48 For each of these items, indicate the extent to which you were satisfied.

46 Effectiveness of library personnel in meeting your information needs	50.0% (12)	41.7% (10)	8.3% (2)	0.0% (0)	3.42	24
47. Access to on-hand or electronic library resources	58.3% (14)	37.5% (9)	4.2% (1)	0.0% (0)	3.54	24
48. Computer, individual and group work spaces available within University Libraries (Waterfield, Pogue and Overby)	41.7% (10)	45.8% (11)	8.3% (2)	4.2% (1)	3.25	24
					answered question	24
					skipped question	1

33. Questions 49-55 University Studies is designed to offer you a broad base of skills and knowledge and to prepare you for upper division study. Please indicate how effective University Studies at Murray State was in helping you achieve these goals.

	Very effective	Effective	Ineffective	Very ineffective	Rating Average	Rating Count
49. Writing skills	62.5% (15)	33.3% (8)	4.2% (1)	0.0% (0)	3.58	24
50. Speaking skills	62.5% (15)					
					answered question	24
					skipped question	1



38. Questions 93-102 The University has formulated ten desired "Characteristics of the Murray State University Graduate." Please indicate how effective your MSU experience was in enhancing your abilities in each area.

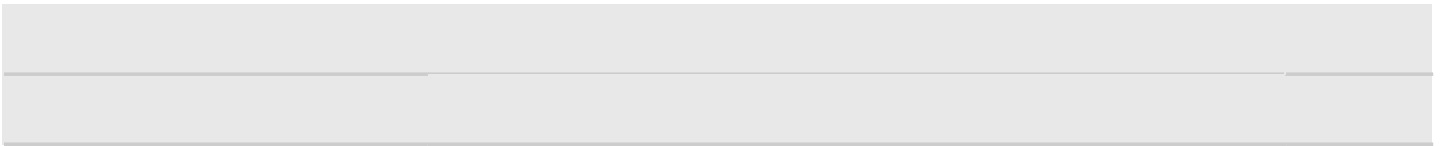
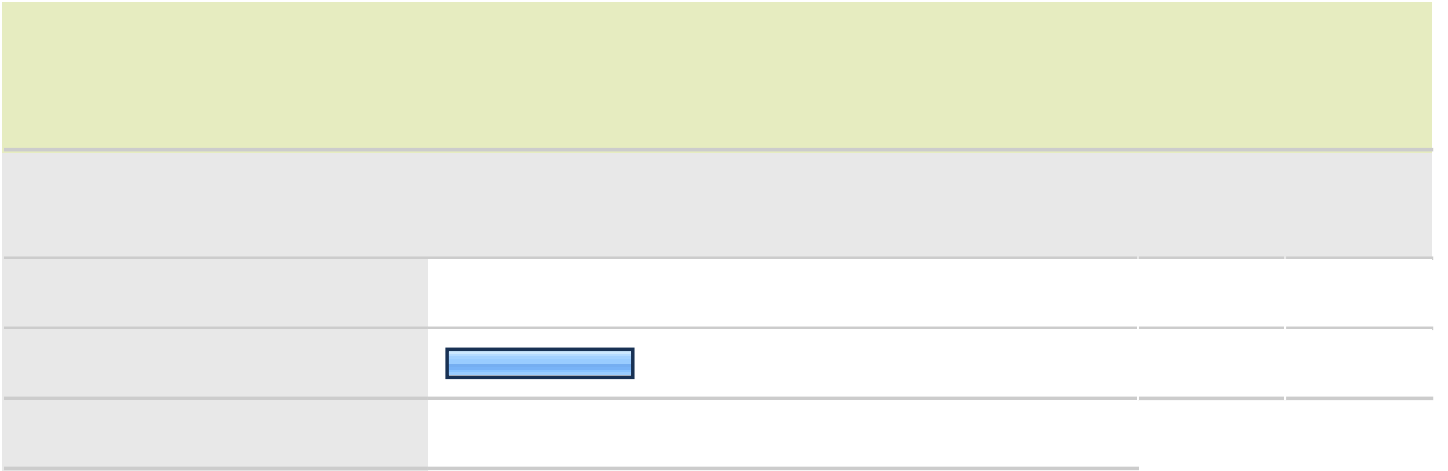

	Very effective	Effective	Ineffective	Very ineffective	Rating Average	Rating Count
93. Engage in mature, independent and creative thought and express that thought effectively in oral and written communication;	40.9% (9)	54.5% (12)	4.5% (1)	0.0% (0)	3.36	22
94. Understand and apply the critical and scientific methodologies that academic disciplines employ to discover knowledge and ascertain its validity;	40.9% (9)	50.0% (11)	9.1% (2)	0.0% (0)	3.32	22
95. Apply sound standards of information gathering, analysis and evaluation to reach logical decisions;	45.5% (10)	45.5% (10)	9.1% (2)	0.0% (0)	3.36	22
96. Understand the roles and applications of science and technology in the solution of the problems of a changing world;	47.6% (10)	38.1% (8)	14.3% (3)	0.0% (0)	3.33	21
97. Demonstrate a critical understanding of the world's historical, literary, philosophical and artistic traditions;	31.8% (7)	54.5% (12)	13.6% (3)	0.0% (0)	3.18	22
98. Understand the dynamics of cultural diversity, of competing economic and political systems, and of complex moral and ethical issues;	40.9% (9)	54.5% (12)	4.5% (1)	0.0% (0)	3.36	22
99. Understand the nature of and engage in ethical behavior and responsible citizenship;	45.5% (10)	50.0% (11)	4.5% (1)	0.0% (0)	3.41	22
				answered question		22
				skipped question		3

38. Questions 93-102 The University has formulated ten desired "Characteristics of the Murray State University Graduate." Please indicate how effective your MSU experience was in enhancing your abilities in each area.







100. Understand the importance of the behaviors necessary to maintain a healthy lifestyle;	45.5% (10)	54.5% (12)	0.0% (0)	0.0% (0)	3.45	22
101. Demonstrate mastery of a chosen field of study;	50.0% (11)	45.5% (10)	4.5% (1)	0.0% (0)	3.45	22
102. Value intellectual pursuit and continuous learning in a changing world.	54.5% (12)	40.9% (9)	4.5% (1)	0.0% (0)	3.50	22
answered question						22
skipped question						3

39. 103. What do you expect to do after you graduate?

		Response Percent	Response Count
I am unsure of my immediate plans.		0.0%	0
I will look for a job.		0.0%	0
I will continue working in the position I now have.		0.0%	0
I will work at a position I recently accepted.		0.0%	0
I will do additional undergraduate work.		0.0%	0
I will go to graduate school.		95.5%	21
I will go to law school.		0.0%	113
			
		answered question	22
		skipped question	3



41. 105. If you intend to work full-time, what do you expect your salary to be?

		Response Percent	Response Count
Above \$75,000		0.0%	0
\$65,000 - \$75,000		9.1%	2
\$55,000 - \$64,999		9.1%	2
\$45,000 - \$54,999		4.5%	1
\$35,000 - \$44,999		4.5%	1
\$25,000 - \$34,999		0.0%	0
Below \$25,000		9.1%	2
Does not apply		63.6%	14
answered question			22
skipped question			3

