





--	--	--	--	--	--	--	--	--	--	--

--	--	--	--	--	--	--	--	--	--	--




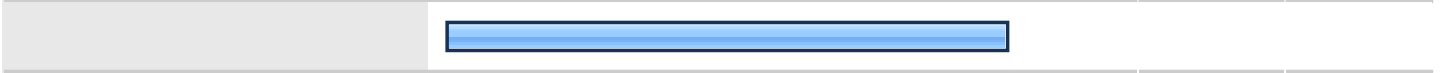




--	--	--	--	--	--	--	--	--	--	--



--	--	--	--	--	--	--	--	--	--	--

--	--	--	--	--	--	--	--	--	--	--



5. 5. What is your residency classification at MSU?

[Redacted]

[Redacted]

answered question



28

5. 5. What is your residency classification at MSU?



answered question 28

skipped question 0



6. 6. Age

		Response Percent	Response Count
24 or younger		85.7%	24
25-34		14.3%	4
35-44		0.0%	0
45 or older		0.0%	0
		answered question	28
		skipped question	0




7. 7. Has either of your parents received a bachelor's degree?

		Response Percent	Response Count
Yes		67.9%	19
No		32.1%	9
		answered question	28
		skipped question	0




8. 8. Has either of your parents received a degree from MSU?

		Response Percent	Response Count
Yes		17.9%	5
No		82.1%	23
answered question			28
skipped question			0









9. 9. What was your original entry status to MSU?

		Response Percent	Response Count
Freshman		82.1%	23
Transfer from community college/technical school		3.6%	1
Transfer from 4-yr institution		14.3%	4
answered question			28
skipped question			0

10. 10. How many credits were transferred?

		Response Percent	Response Count
12 or fewer		0.0%	0
13-30		60.0%	3
31-60		20.0%	1
Over 60		20.0%	1
answered question			5
skipped question			23

13. 13. In which Residential College are you a member?

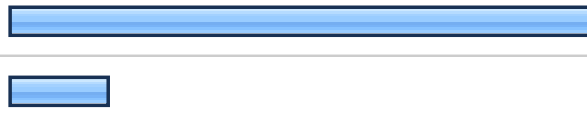
		Response Percent	Response Count
Do not know		0.0%	0
Clark College		14.3%	4
Elizabeth College		7.1%	2
Franklin-Springer Colleges		7.1%	2
Hart College		28.6%	8
Hester College		14.3%	4
Regents College		3.6%	1
Richmond College		17.9%	5
White College		7.1%	2
answered question			28
skipped question			0

13. 13. In which Residential College are you a member?

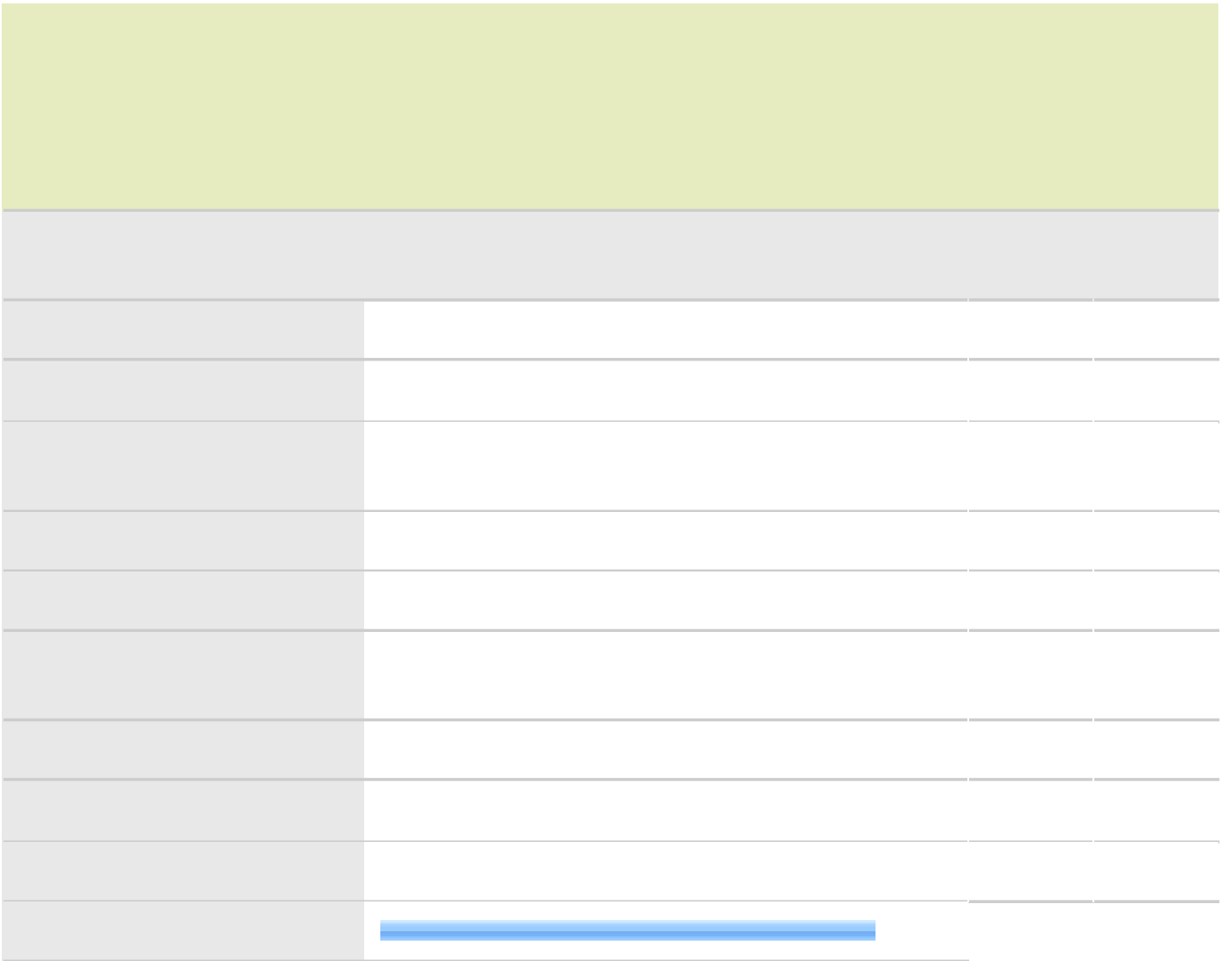
answered question	28
skipped question	0



14. 14. Have you ever received any type of Financial Aid while at MSU? (scholarships, grants, work-study, etc.)

Response





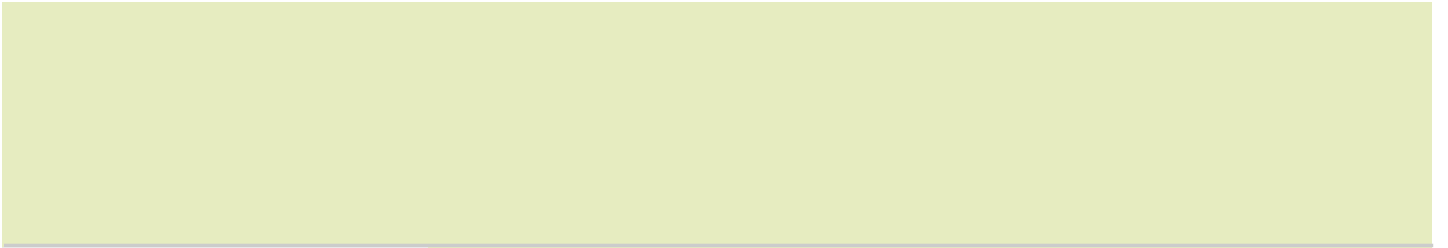
answered question	28
skipped question	0








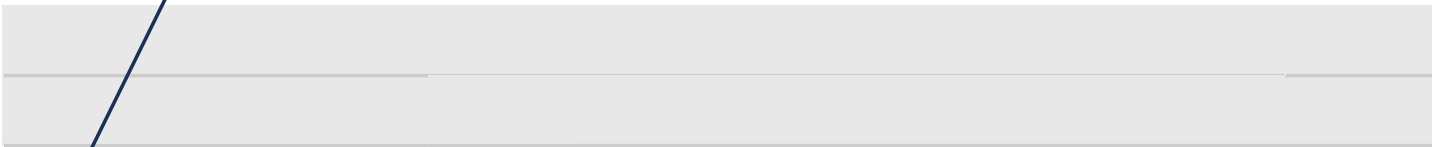
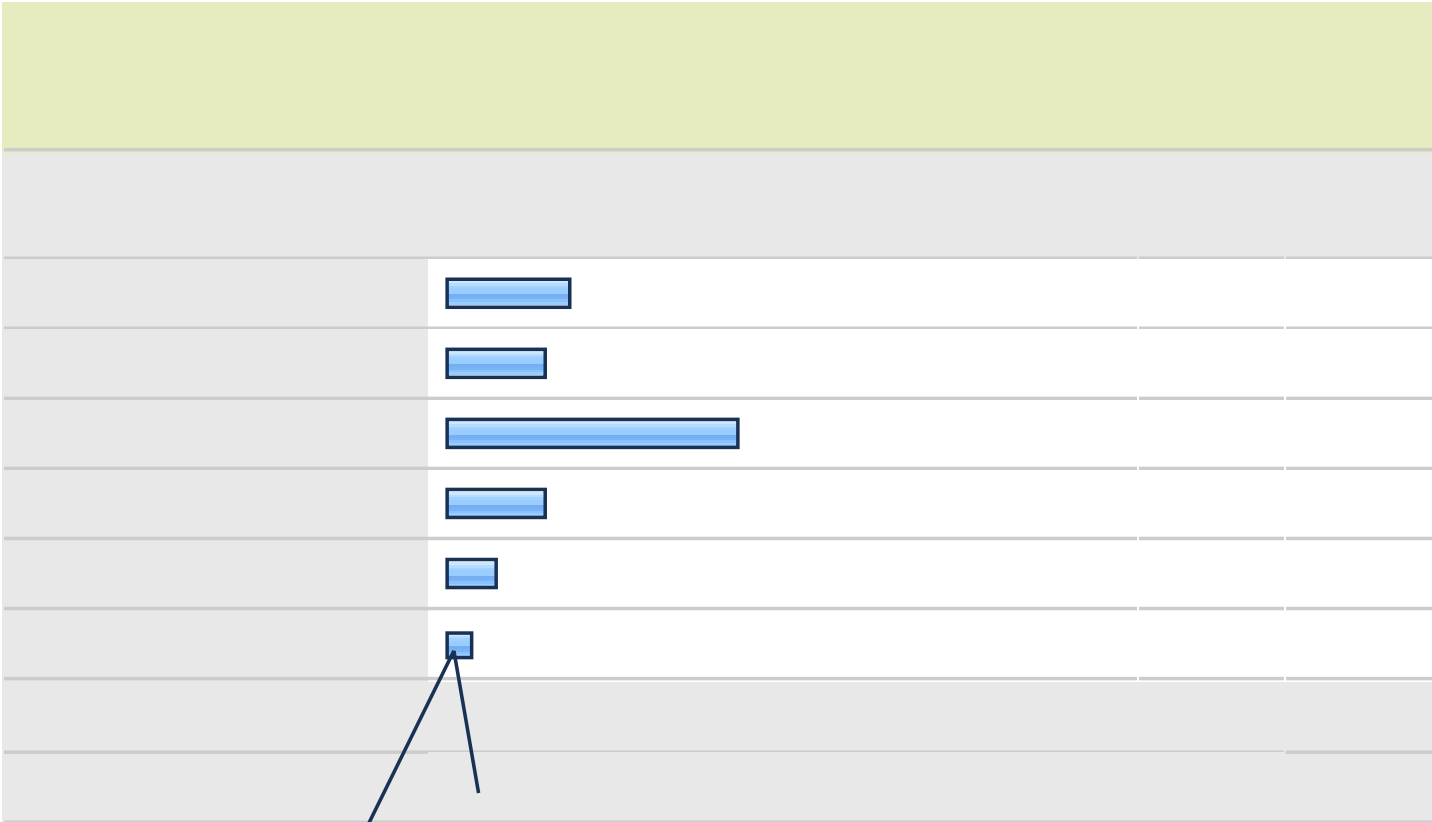

17. 17. Please identify the program/major in which you are earning a degree. If you have a double major, check both of your majors. (Note: Liberal Arts and Integrated Studies Students, check Liberal Arts or Integrated Studies. Do not check your field of study as a major.)

Middle School Education	<input checked="" type="checkbox"/>	3.6%	1
Music		0.0%	0
Music Business		0.0%	0
Nonprofit Leadership Studies		0.0%	0
Nursing		0.0%	0
Nursing/RN to BSN		0.0%	0
Nutrition, Dietetics, & Food Mgmt		0.0%	0
Occupational Safety and Health		0.0%	0
Organizational Communication		0.0%	0
Philosophy		0.0%	0
Physics		0.0%	0
Political Science		0.0%	0
Psychology		0.0%	0
Public Administration		0.0%	0
Public Relations		0.0%	0
Recreation & Leisure Services		0.0%	0
Social Work		0.0%	0
Sociology		0.0%	0
Spanish		0.0%	0
Telecommunications Systems Mgmt		0.0%	0
answered question			28
skipped question			0





19. 21. Which best describes your situation?

		Response Percent	Response Count
Did not change major/area		67.9%	19
Did not initially declare major/area		3.6%	1
Changed major/area		28.6%	8
		answered question	28
		skipped question	0





Biological Sciences

24. 26. Did you take any online courses while at Murray State?

		Response Percent	Response Count
Yes		64.3%	18
No		35.7%	10
answered question			28
skipped question			0

25. 27. Did it take you an extra semester or more to complete degree requirements at Murray State?

		Response Percent	Response Count
Yes		32.1%	9
No		67.9%	19
answered question			28
skipped question			0




29. 31. Which statement best describes your experience with off-campus coop/internship?

		Response Percent	Response Count
Cannot judge; I did not have one.		77.8%	21
My experience was very valuable.		18.5%	5
My experience was valuable.		3.7%	1
My experience was of little value.		0.0%	0
My experience was of no value.		0.0%	0
answered question			27
skipped question			1

30. 32. Which statement best describes your experience with on-campus faculty-directed research, scholarly, or creative project?

		Response Percent	Response Count
answered question			28
skipped question			0

31. 33. Which statement best describes your experience with academic advising in your major/area?

		Response Percent	Response Count
Cannot judge; I did not make use of the opportunity.		0.0%	0
I was satisfied with information my adviser provided.		75.0%	21
Advice was inaccurate, incomplete, or misleading.		17.9%	5
My adviser was not available.		7.1%	2
answered question			28
skipped question			0

31. 33. Which statement best describes your experience with academic advising in your major/area?

answered question 28



skipped question 0

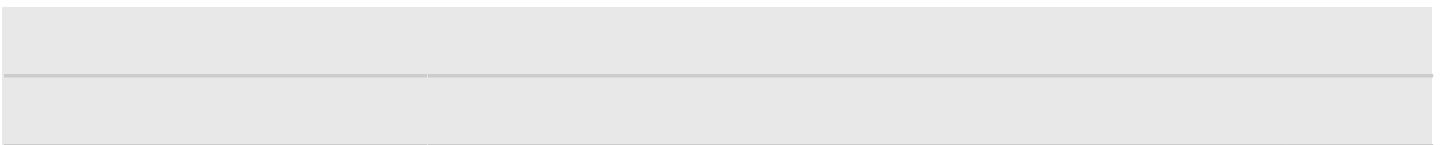
32. Questions 34-48 For each of these items, indicate the extent to which you were satisfied.

46 Effectiveness of library personnel in meeting your information needs	35.7% (10)	53.6% (15)	10.7% (3)	0.0% (0)	3.25	28
47. Access to on-hand or electronic library resources	32.1% (9)	53.6% (15)	14.3% (4)	0.0% (0)	3.18	28
48. Computer, individual and group work spaces available within University Libraries (Waterfield, Pogue and Overby)	32.1% (9)	42.9% (12)	21.4% (6)	3.6% (1)	3.04	28
					answered question	28
					skipped question	0

33. Questions 49-55 University Studies is designed to offer you a broad base of skills and knowledge and to prepare you for upper division study. Please indicate how effective University Studies at Murray State was in helping you achieve these goals.


	Very effective	Effective	Ineffective	Very ineffective	Rating Average	Rating Count
49. Writing skills	28.6% (8)	46.4% (13)	25.0% (7)	0.0% (0)	3.04	28
50. Speaking skills	50.0% (14)	42.9% (12)	7.1% (2)	0.0% (0)	3.43	28
51. Critical thinking skills	39.3% (11)	35.7% (10)	25.0% (7)	0.0% (0)	3.14	28
52. Technology skills/computer skills	21.4% (6)	46.4% (13)	32.1% (9)	0.0% (0)	2.89	28
53. General knowledge in the liberal arts and sciences	25.0% (7)	50.0% (14)	25.0% (7)	0.0% (0)	3.00	28
54. International perspectives	25.0% (7)	46.4% (13)	25.0% (7)	3.6% (1)	2.93	28
55. Stimulation of interest in areas outside your chosen field of study	28.6% (8)	39.3% (11)	32.1% (9)	0.0% (0)	2.96	28
					answered question	28
					skipped question	0














35. 90. To what extent did you participate in Residential College activities?

		Response Percent	Response Count
Did not participate		29.6%	8
Frequently		14.8%	4
Occasionally		29.6%	8
Seldom		25.9%	7
answered question			27
skipped question			1





39. 103. What do you expect to do after you graduate?





		Response Percent	Response Count
I am unsure of my immediate plans.		11.5%	3
I will look for a job.		11.5%	3
I will continue working in the position I now have.		3.8%	1
I will work at a position I recently accepted.		3.8%	1
I will do additional undergraduate work.		0.0%	0
I will go to graduate school.		23.1%	6
I will go to law school.		0.0%	0
I will go to medical school.		23.1%	6
I will go to other professional school.		23.1%	6
I will not work or attend school.		0.0%	0
		answered question	26
		skipped question	2

39. 103. What do you expect to do after you graduate?

answered question 26

skipped question 2

40. 104. If you are already employed, how closely related is your job to your field of study?

		Response Percent	Response Count
Extremely close		19.2%	5
Somewhat close		0.0%	0
Somewhat different		0.0%	0
Extremely different		19.2%	5
I cannot determine		3.8%	1
Does not apply		57.7%	15
		answered question	26
		skipped question	2

