






3. 3. Ethnic Background


		Response Percent	Response Count
White		95.2%	20
Black/African-American		4.8%	1
Asian		0.0%	0
Hispanic/Latino		0.0%	0
American Indian/Alaskan Native		0.0%	0
Native Hawaiian/Other Pacific Islander		0.0%	0
Two or more races		0.0%	0
answered question			21
skipped question			0

4. 4. Are you a U.S. citizen?



		Response Percent	Response Count
Yes		100.0%	21
No		0.0%	0
answered question			21
skipped question			0

5. 5. What is your residency classification at MSU?




		Response Percent	Response Count
In-state		85.7%	18
Out-of-state		14.3%	3
International		0.0%	0
answered question			21
skipped question			0






8. 8. Has either of your parents received a degree from MSU?



		Response Percent	Response Count
Yes		14.3%	3
No		85.7%	18
answered question			21
skipped question			0

9. 9. What was your original entry status to MSU?



		Response Percent	Response Count
Freshman		71.4%	15
Transfer from community college/technical school		19.0%	4
Transfer from 4-yr institution		9.5%	2
answered question			21
skipped question			0





10. 10. How many credits were transferred?

		Response Percent	Response Count
12 or fewer		16.7%	1
13-30		0.0%	0
31-60		50.0%	3
Over 60		33.3%	2
answered question			6
skipped question			15



	<input type="text"/>		
	<input type="text"/>		










13. 13. In which Residential College are you a member?

answered question	20
skipped question	1




14. 14. Have you ever received any type of Financial Aid while at MSU? (scholarships, grants, work-study, etc.)

		Response Percent	Response Count
Yes		85.7%	18
No		14.3%	3
		answered question	21
		skipped question	0



15. 15. How many years will it take you to complete your degree from the point of your initial enrollment in college (including any time at a previous institution)?


		Response Percent	Response Count
Two		0.0%	0
Three		0.0%	0
Four		71.4%	15
Five		19.0%	4
Six		0.0%	0
More than six		9.5%	2
		answered question	21
		skipped question	0

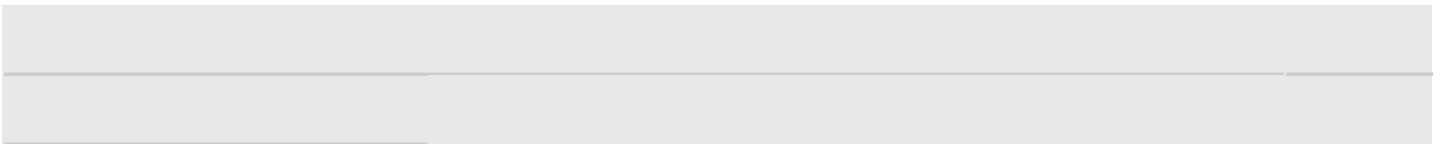
16. 16. In what range does your grade point average fall?

		Response Percent	Response Count
Less than 2.00		0.0%	0
2.00-2.50		0.0%	0
2.51-3.00		4.8%	1
3.01-3.50		47.6%	10
3.51-4.00		47.6%	10
answered question			21
skipped question			0

17. 17. Please identify the program/major in which you are earning a degree. If you have a double major, check both of your majors. (Note: Liberal Arts and Integrated Studies Students, check Liberal Arts or Integrated Studies. Do not check your field of study as a major.)

		Response Percent	Response Count
Accounting		100.0%	21
Advertising		0.0%	0
Agricultural Science & Technology (associate's)		0.0%	0
Agricultural Science (bachelor's)		4.8%	1
Animal Technology/Animal-Equine		0.0%	0
Animal Technology/Vet Tech, Pre-Vet		0.0%	0
Applied Physics		0.0%	0
Art		0.0%	0
Athletic Training		0.0%	0
Biology		0.0%	0
Business Administration (associate's)		0.0%	0
Business Administration (bachelor's)		0.0%	0
Career & Technical Education (associate's)		0.0%	0
Career & Technical Education (bachelor's)		0.0%	0
Chemistry		0.0%	0
Civil Engineering Technology (associate's)		0.0%	0
answered question			21
skipped question			0








17. 17. Please identify the program/major in which you are earning a degree. If you have a double major, check both of your majors. (Note: Liberal Arts and Integrated Studies Students, check Liberal Arts or Integrated Studies. Do not check your field of study as a major.)

Middle School Education	0.0%	0
Music	0.0%	0
Music Business	0.0%	0
Nonprofit Leadership Studies	0.0%	0
Nursing	0.0%	0
Nursing/RN to BSN	0.0%	0
Nutrition, Dietetics, & Food Mgmt	0.0%	0
Occupational Safety and Health	0.0%	0
Organizational Communication	0.0%	0
Philosophy	0.0%	0
Physics	0.0%	0
Political Science	0.0%	0
Psychology	0.0%	0
Public Administration	0.0%	0
Public Relations	0.0%	0
Recreation & Leisure Services	0.0%	0
Social Work	0.0%	0
Sociology	0.0%	0
Spanish	0.0%	0
Telecommunications Systems Mgmt	0.0%	0
	answered question	21
	skipped question	0

17. 17. Please identify the program/major in which you are earning a degree. If you have a double major, check both of your majors. (Note: Liberal Arts and Integrated Studies Students, check Liberal Arts or Integrated Studies. Do not check your field of study as a major.)

Television Production	0.0%	0
Theatre	0.0%	0
Wildlife & Conservation Biology	0.0%	0
answered question		21
skipped question		0

18. 20. What is the highest degree you eventually hope to receive?

		Response Percent	Response Count
Associate		0.0%	0
Baccalaureate		42.9%	9
Graduate		47.6%	10
Professional		9.5%	2
answered question			21
skipped question			0

19. 21. Which best describes your situation?

		Response Percent	Response Count
Did not change major/area		61.9%	13
Did not initially declare major/area		4.8%	1
Changed major/area		33.3%	7
		answered question	21
		skipped question	0

19. 21. Which best describes your situation?

answered question	21
skipped question	0


20. 22. While school was in session during the past year, how many hours per week, on average, did you work for pay?

		Response Percent	Response Count
Did not work		14.3%	3
Worked 1-10 hrs		9.5%	2
Worked 11-20 hrs		38.1%	8
Worked 21-30 hrs		23.8%	5
Worked 31-40 hrs		9.5%	2
Worked over 40 hrs		4.8%	1
		answered question	21
		skipped question	0


21. 23. For the most part, were classes offered at times convenient to you?


		Response Percent	Response Count
Yes		95.2%	20
No		4.8%	1
		answered question	21
		skipped question	0

22. 24. What time would you have preferred?

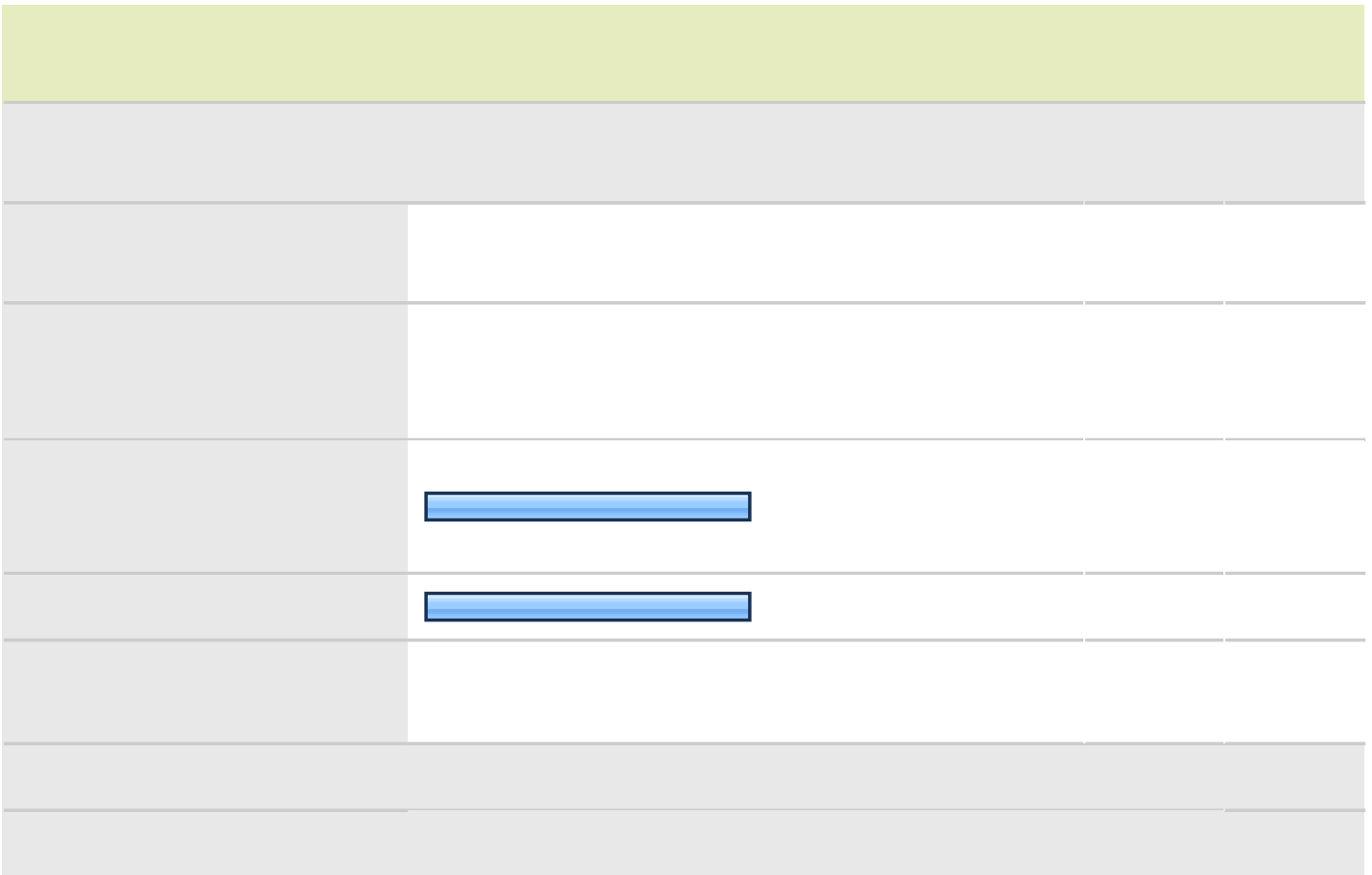
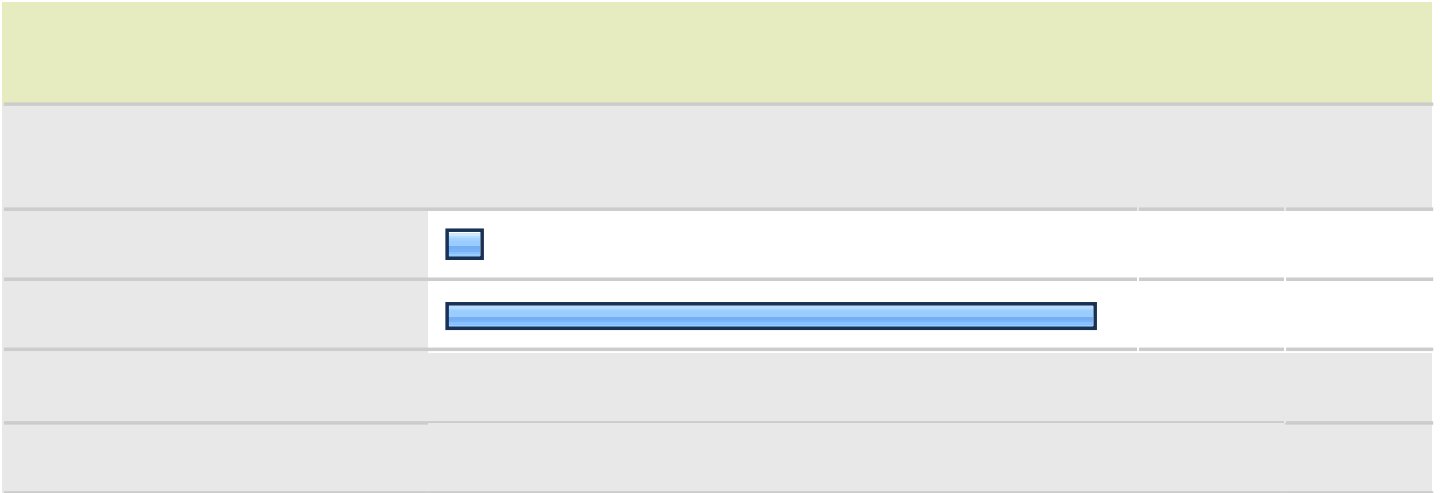
		Response Percent	Response Count
Late afternoon		0.0%	0
Evening		0.0%	0
Weekend		0.0%	0
During the day		100.0%	1
Online		0.0%	0
answered question			1
skipped question			20

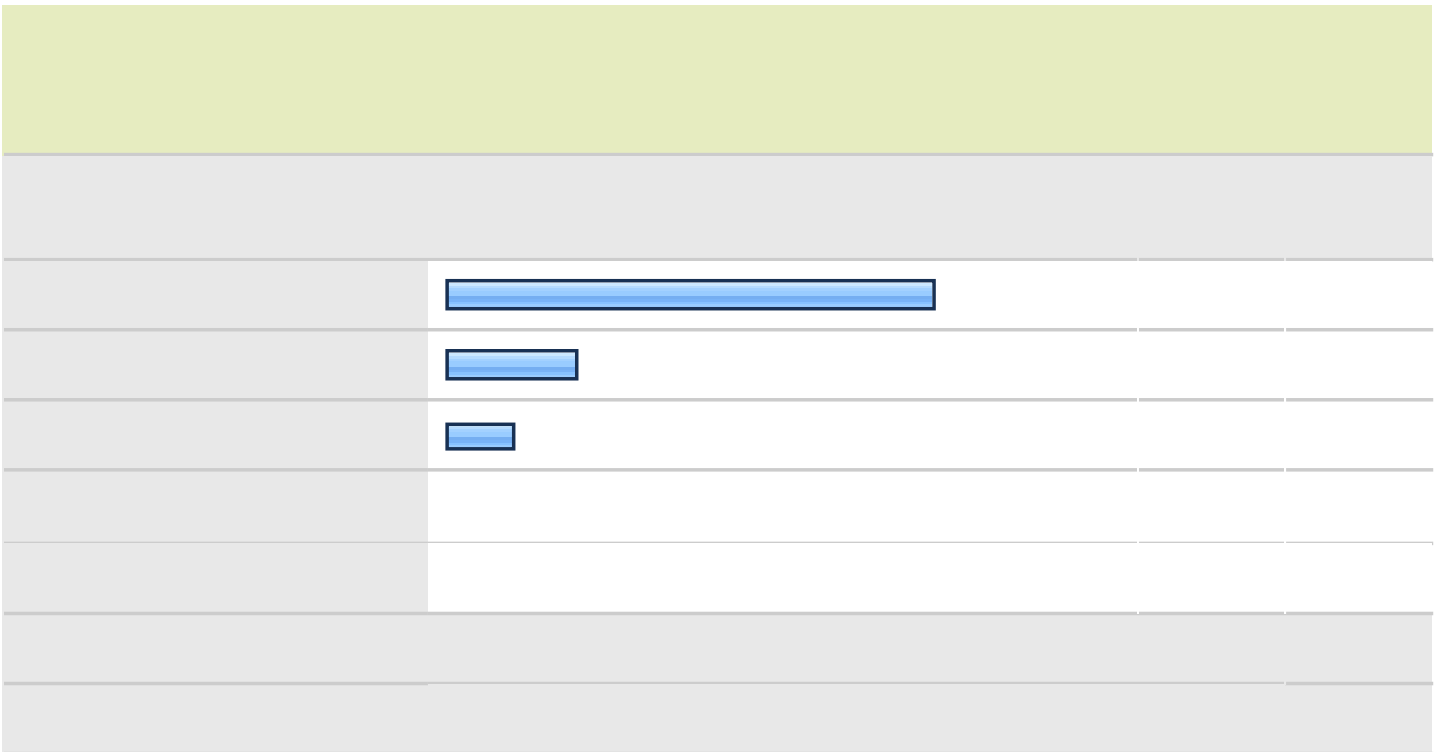
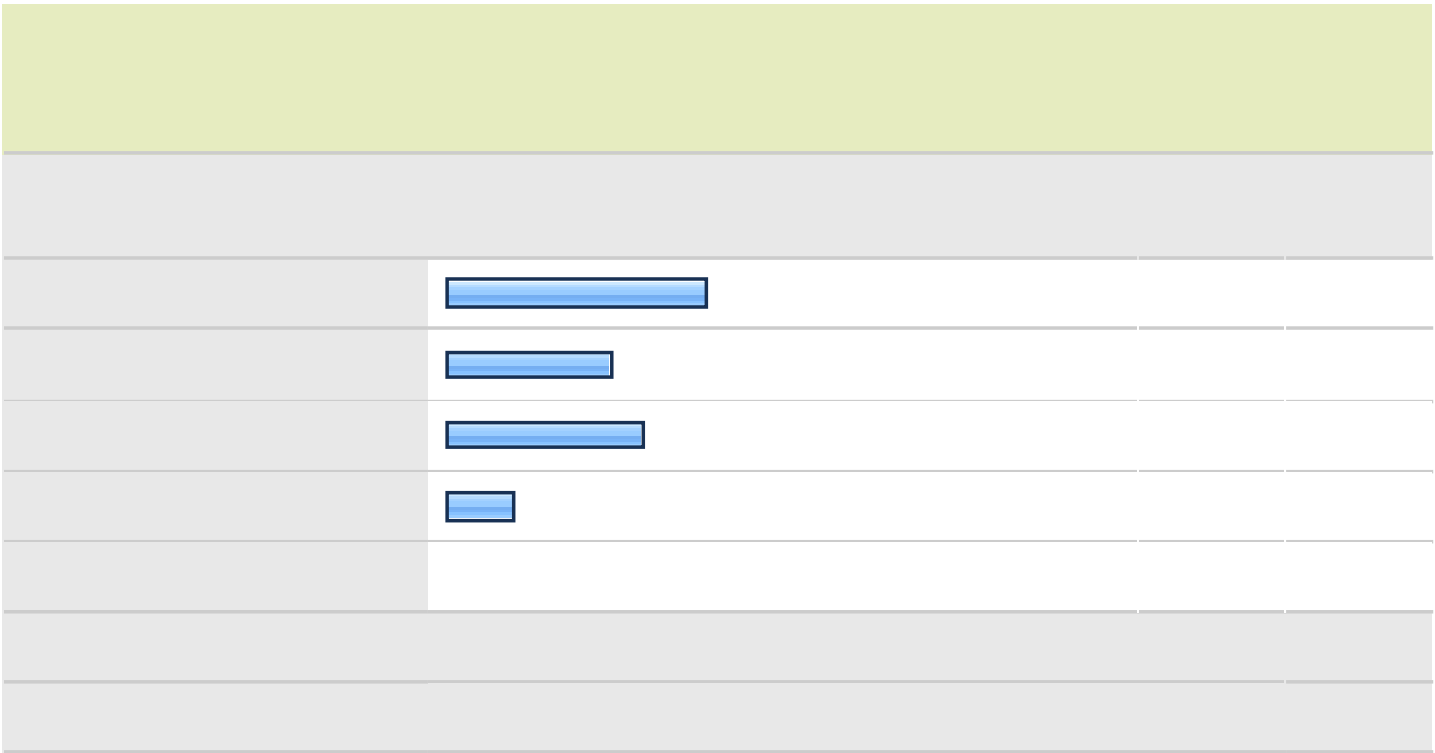
23. 25. Which best describes the location where you completed the majority of your courses?

		Response Percent	Response Count
Murray		100.0%	21
Paducah		0.0%	0
Ft. Campbell		0.0%	0
Madisonville		0.0%	0
Hopkinsville		0.0%	0
Henderson		0.0%	0
Online		0.0%	0
Other (please specify)		0.0%	0
answered question			21
skipped question			0



26. 28. Why did it take you an extra semester or more?






31. 33. Which statement best describes your experience with academic advising in your major/area?

answered question 21





skipped question 0

32. Questions 34-48 For each of these items, indicate the extent to which you were satisfied.

	Very satisfied	Satisfied	Dissatisfied	Very dissatisfied	Rating Average	Rating Count
34. Class size relative to type of course	45.0% (9)	50.0% (10)	0.0% (0)	5.0% (1)	3.35	20
35. Out-of-class availability of faculty	40.0% (8)	55.0% (11)	0.0% (0)	5.0% (1)	3.30	20
36. Effectiveness of your high school preparation for college work	20.0% (4)	40.0% (8)	25.0% (5)	15.0% (3)	2.65	20
37. Fairness of faculty in their treatment of individual students	45.0% (9)	30.0% (6)	20.0% (4)	5.0% (1)	3.15	20
38. Overall quality of instruction at Murray State	50.0% (10)	45.0% (9)	0.0% (0)	5.0% (1)	3.40	20
39. Quality of instruction in University Studies (General Education) courses	40.0% (8)	35.0% (7)	20.0% (4)	5.0% (1)	3.10	20
40. Quality of instruction in your major	60.0% (12)	35.0% (7)	0.0% (0)	5.0% (1)	3.50	20
41. Clarity of program objectives in your major	60.0% (12)	30.0% (6)	5.0% (1)	5.0% (1)	3.45	20
42. Intellectual challenge of the academic program	55.0% (11)	40.0% (8)	0.0% (0)	5.0% (1)	3.45	20
43. Encouragement and information from your major department for employment after graduation	60.0% (12)	30.0% (6)	5.0% (1)	5.0% (1)	3.45	20
44. Availability of opportunities to engage in a faculty-mentored research, scholarly, or creative project in your area of study/interest	30.0% (6)	40.0% (8)	20.0% (4)	10.0% (2)	2.90	20
45. Library hours	35.0% (7)	50.0% (10)	10.0% (2)	5.0% (1)	3.15	20
				answered question		20
				skipped question		1











34. Questions 56-89 For each of these services, activities or programs that you used, please indicate the extent to which you were satisfied that they met your needs. For those that you did not use, mark the "Did Not Use" option.

68. International student support services	0.0% (0)	5.3% (1)	0.0% (0)	0.0% (0)	94.7% (18)	3.00	19
69. Internet and wireless access for study and research needs	21.1% (4)	57.9% (11)	5.3% (1)	0.0% (0)	15.8% (3)	3.19	19
70. Intramural Sports and Recreation	10.5% (2)	21.1% (4)	0.0% (0)	0.0% (0)	68.4% (13)	3.33	19
71. LGBT programs	0.0% (0)	5.3% (1)	0.0% (0)	0.0% (0)	94.7% (18)	3.00	19
72. Lowry Center/Developmental courses and tutoring	0.0% (0)	10.5% (2)	0.0% (0)	0.0% (0)	89.5% (17)	3.00	19
73. Library	21.1% (4)	57.9% (11)	10.5% (2)	0.0% (0)	10.5% (2)	3.12	19
74. MSU web site	21.1% (4)	63.2% (12)	5.3% (1)	5.3% (1)	5.3% (1)	3.06	19
75. NCAA Sports	10.5% (2)	36.8% (7)	0.0% (0)	0.0% (0)	52.6% (10)	3.22	19
76. Online courses that are not Blackboard or Canvas	10.5% (2)	21.1% (4)	0.0% (0)	0.0% (0)	68.4% (13)	3.33	19
77. Public Safety/Security Services	26.3% (5)	36.8% (7)	0.0% (0)	0.0% (0)	36.8% (7)	3.42	19
78. Registration through myGate	47.4% (9)	47.4% (9)	0.0% (0)	0.0% (0)	5.3% (1)	3.50	19
79. Residential College programming and activities	5.3% (1)	52.6% (10)	0.0% (0)	0.0% (0)	42.1% (8)	3.09	19
80. Scholarships/grants/student employment	31.6% (6)	52.6% (10)	5.3% (1)	0.0% (0)	10.5% (2)	3.29	19
81. Services for non-traditional students	0.0% (0)	15.8% (3)	5.3% (1)	5.3% (1)	73.7% (14)	2.40	19
answered question							19
skipped question							2



35. 90. To what extent did you participate in Residential College activities?

		Response Percent	Response Count
Did not participate		52.6%	10
Frequently		5.3%	1
Occasionally		10.5%	2
Seldom		31.6%	6
answered question			19
skipped question			2

35. 90. To what extent did you participate in Residential College activities?

answered question	19
skipped question	2

36. 91. Which phrase best describes your opinion of Residential Colleges?

Response Percent	Response Count
------------------	----------------








answered question	19
skipped question	2



38. Questions 93-102 The University has formulated ten desired "Characteristics of the Murray State University Graduate." Please indicate how effective your MSU experience was in enhancing your abilities in each area.

100. Understand the importance of the behaviors necessary to maintain a healthy lifestyle;	31.6% (6)	63.2% (12)	5.3% (1)	0.0% (0)	3.26	19
101. Demonstrate mastery of a chosen field of study;	52.6% (10)	47.4% (9)	0.0% (0)	0.0% (0)	3.53	19





39. 103. What do you expect to do after you graduate?

		Response Percent	Response Count
I am unsure of my immediate plans.		5.3%	1
I will look for a job.		21.1%	4
I will continue working in the position I now have.		10.5%	2
I will work at a position I recently accepted.		26.3%	5
I will do additional undergraduate work.		0.0%	0
I will go to graduate school.		36.8%	7
I will go to law school.		0.0%	0
I will go to medical school.		0.0%	0
I will go to other professional school.		0.0%	0
I will not work or attend school.		0.0%	0
		answered question	19
		skipped question	2







39. 103. What do you expect to do after you graduate?

	answered question	19
	skipped question	2

40. 104. If you are already employed, how closely related is your job to your field of study?

		Response Percent	Response Count
			
			
			
			
	answered question		19
	skipped question		2

41. 105. If you intend to work full-time, what do you expect your salary to be?





		Response Percent	Response Count
Above \$75,000		0.0%	0
\$65,000 - \$75,000		5.3%	1
\$55,000 - \$64,999		21.1%	4
\$45,000 - \$54,999		15.8%	3
\$35,000 - \$44,999		26.3%	5
\$25,000 - \$34,999		10.5%	2
Below \$25,000		0.0%	0
Does not apply		21.1%	4
answered question			19
skipped question			2

41. 105. If you intend to work full-time, what do you expect your salary to be?



answered question 19

skipped question 2

42. 106. If you intend to continue your education, please indicate which statement best describes the institution you will attend.

		Response Percent	Response Count
Murray State University		52.6%	10
University/College in Kentucky		5.3%	1
University/College outside Kentucky		10.5%	2
Does not apply		31.6%	6
		answered question	19
		skipped question	2

43. 107. "I would recommend Murray State University to a prospective student."

		Response Percent	Response Count
Strongly agree		57.9%	11
Agree		42.1%	8
Disagree		0.0%	0
Strongly disagree		0.0%	0
		answered question	19
		skipped question	2