

Name: Office of Institutional Effectiveness
Title:
Office: Murray State University
Mailing Address: 324 Wells Hall
City/State/Zip/Country: Murray, KY 42071 USA
Phone: 270-809-4412
Fax:
E-mail Address: msu.oie@murraystate.edu

Yes
 No

If yes, please provide the URL of the corresponding Web page:


Name of College/University: Murray State University
Mailing Address: 102 Curris Center
City/State/Zip/Country: Murray, KY 42071 USA
Street Address (if different):
City/State/Zip/Country:
Main Phone Number: [1 \(800\) 272-4678](tel:18002724678)
WWW Home Page Address: www.murraystate.edu
Admissions Phone Number: [270.809.3741](tel:2708093741)
Admissions Toll-Free Phone Number: [1 \(800\) 272-4678 ext 2](tel:18002724678ext2)
Admissions Office Mailing Address: 102 Curris Center
City/State/Zip/Country: Murray, KY 42071 USA
Admissions Fax Number:
Admissions E-mail Address: msu.admissions@murraystate.edu

Public
 Private (nonprofit)
 Proprietary

<input checked="" type="checkbox"/>	Certificate
<input type="checkbox"/>	Diploma
<input checked="" type="checkbox"/>	Associate
<input type="checkbox"/>	Transfer Associate
<input type="checkbox"/>	Terminal Associate
<input checked="" type="checkbox"/>	Bachelor's
<input checked="" type="checkbox"/>	Postbachelor's certificate
<input checked="" type="checkbox"/>	Master's
<input type="checkbox"/>	Post-master's certificate
<input type="checkbox"/>	Doctoral degree research/scholarship
<input checked="" type="checkbox"/>	Doctoral degree – professional practice
<input checked="" type="checkbox"/>	Doctoral degree -- other




Degree-seeking, first-time freshmen	536	933	22	12
Other first-year, degree-seeking	122	162	39	126
All other degree-seeking	1,742	2,686	255	415




Common Data Set 2020-2021

Doctoral degrees – professional practice	28
Doctoral degrees – other	20



Common Data Set 2020-2021

Six-year graduation rate for 2014 cohort (G divided by C)	0.418943534	0.590909091	0.6	0.530955585
---	-------------	-------------	-----	-------------



Initial 2013 cohort of first-time, full-time, bachelor's (or equivalent) degree-seeking undergraduate students				1566
--	--	--	--	------

Of the initial 2013 cohort, how many did not persist and did not graduate for the following reasons:

- | | | | | |
|--|--|--|--|---|
| <ul style="list-style-type: none"> • Deceased • Permanently Disabled • Armed Forces • Foreign Aid Service of the Federal Government • Official church missions • Report Total Allowable Exclusions | | | | 1 |
|--|--|--|--|---|

Final 2013 cohort, after adjusting for allowable exclusions	544	264	757	1565
---	-----	-----	-----	------

Of the initial 2013 cohort, how many completed the program in four years or less (by Aug. 31, 2017)				0
---	--	--	--	---

Of the initial 2013 cohort, how many completed the program in more than four years but in five years or less (after Aug. 31, 2017 and by Aug. 31, 2018)				0
---	--	--	--	---

Of the initial 2013 cohort, how many completed the program in more than five years but in six years or less (after Aug. 31, 2018 and by Aug. 31, 2019)				0
--	--	--	--	---

Total graduating within six years (sum of lines D, E, and F)	210	139		
--	-----	-----	--	--



Completers of programs of at least two but less than four years (total):		
Completers of programs of at least two but less than four-years within 150 percent of normal time:		
Total transfers-out (within three years) to other institutions:		
Total transfers to two-year institutions:		
Total transfers to four-year institutions:		

Report for the cohort of all full-time, first-time bachelor's (or equivalent) degree-seeking undergraduate students who entered in Fall 2019 (or the preceding summer term).

- The initial cohort may be adjusted for students who departed for the following reasons:
 - * Death
 - * Permanent Disability
 - * Service in the armed forces
 - * Foreign aid service of the federal government
 - * Official church missions
 - * No other adjustments to the initial cohort should be made.

For the cohort of all full-time bachelor's (or equivalent) degree-seeking undergraduate students who entered your institution as freshmen in Fall 2019 (or the preceding summer term), what percentage was enrolled at your institution as of the date your institution calculates its official enrollment in Fall 2020.

81.10%



3425
6124

2602
4756

536



Common Data Set 2020-2021

Mathematics	3	4
Science	3	4
Of these, units that must be lab	1	
Foreign language	2	



SAT and SAT Subject Tests or ACT X
SAT Subject Tests X

If your institution will make use of the ACT in admission decisions for first-time, first-year, degree-seeking applicants for please indicate which ONE of the following applies (regardless of whether the writing score will be used in the admissions process):

- ACT with writing required
- ACT with writing recommended
- X ACT with or without writing accepted

If your institution will make use of the SAT in admission decisions for first-time, first-year, degree-seeking applicants for please indicate which ONE of the following applies (regardless of whether the Essay score will be used in the admissions process):

- SAT with Essay component required
- SAT with Essay component recommended
- X SAT with or without Essay component accepted

Please indicate how your institution will use the SAT or ACT essay component; check all that apply.

- For admission
- For placement
- For advising
- In place of an application essay
- As a validity check on the application process
- No college policy as of now
- Not using essay component X X

In addition, does your institution use applicants' test scores for academic advising?

- X Yes
- No

If necessary, use this space to clarify your test policies (e.g., if tests are recommended for some students, or if tests are not required of some students):

Please indicate which tests your institution uses for

- SAT
- ACT
- SAT Subject Tests
- AP
- CLEP
- Institutional Exam
- State Exam (specify): KYOTE, Accuplacer

	Percent	Number
Submitting SAT Scores	18%	270
Submitting ACT Scores	88%	1321

SAT Composite		
SAT Evidence-Based Reading and Writing	510	620
SAT Math	510	620
ACT Composite	21	27
ACT Math	19	26
ACT English	21	29
ACT Writing		



Yes No
X



Application closing date (fall)
Priority Date

Yes No
X

(fill in one only)

X On a rolling basis beginning
By (date):
Other:

(fill in one only)

X Must reply by (date):
No set date
Must reply by May 1st or within weeks if notified thereafter
Other:

Deadline for housing deposit (MMDD):
Amount of housing deposit:

Refundable if student does not enroll?

X Yes, in full
Yes, in part
No

Yes No
X
1 year

Yes No
X

Please provide significant details about your early decision plan:

Do you have a nonbinding early action plan whereby students are notified of an admission decision well in advance of the regular notification date but do not have to commit to attending your college?

Yes	No
	X

If "yes," please complete the following:

Early action closing date _____
Early action notification date _____

Is your early action plan a "restrictive" plan under which you limit students from applying to other early plans?


Yes	No
	X



Yes No

X

X



Men

452

359





- Accelerated program
- Cooperative education program
- Cross-registration
- X Distance learning
- X Double major
- X Dual enrollment
- X English as a Second Language (ESL)
- X Exchange student program (domestic)
- X External degree program
- X Honors Program



[Redacted]

[Redacted]

[Redacted]

[Redacted]

[Redacted]

[Redacted]

[Redacted]

Undergraduate per-credit-hour charges (tuition only):

PRIVATE INSTITUTIONS:	
PUBLIC INSTITUTIONS:	
In-district:	
In-state (out-of-district):	
Out-of-state:	
NONRESIDENT ALIENS:	

The dollar amounts offered to financial aid applicants.

Any applicant who submits any one of the institutionally required financial aid applications/forms, such as the FAFSA.

Aggregate dollar amount borrowed through any loan program (federal, state, subsidized, unsubsidized, private, etc.; excluding parent loans) while the student was enrolled at an institution. Student loans co-signed by a parent are assumed to be the responsibility of the student and be included.

Endowed scholarships, annual gifts and tuition funded grants for which the institution determines the recipient.

As determined by your institution using the federal methodology and/or your institution's own standards.

College-funded or college-administered award from institutional, state, federal, or other sources for which a student must have financial need to qualify. This includes both institutional and non-institutional student aid (grants, jobs, and loans).

Scholarships and grants from institutional, state, federal, or other sources for which a student must have financial need to qualify.

Loans and jobs from institutional, state, federal, or other sources for which a student must demonstrate financial need to qualify.

Scholarships and grants, gifts, or merit-based aid from institutional, state, federal, or other sources (including unrestricted funds or gifts and endowment income) awarded solely on the basis of academic achievement, merit, or any other non-need-based reason. When reporting questions H1 and H2, non-need-based aid that is used to meet need should be counted as need-based aid.

- | | |
|----------------------------------|----------------------------|
| 1. Non-need institutional grants | 6. Non-need outside grants |
| 2. Non-need tuition waivers | 7. Non-need student loans |
| 3. Non-need athletic awards | 8. Non-need parent loans |
| 4. Non-need federal grants | 9. Non-need work |
| 5. Non-need state grants | |

Loans and jobs from institutional, state, or other sources for which a student need not demonstrate financial need to qualify.

A nonfederal loan made by a lender such as a bank, credit union or private lender used to pay for up to the annual cost of education, less any financial aid received.

Scholarships and grants received from outside (private) sources that students bring with them (e.g., Kiwanis, National Merit scholarships). The institution may process paperwork to receive the dollars, but it has no role in determining the recipient or the dollar amount

Federal and state work study aid, and any employment packaged by your institution in financial aid awards.

X

	(Include non-need-based aid use to meet need.)	(Exclude non-need-based aid use to meet need.)
	\$11,551,233	\$170,624
	\$6,570,982	\$2,165,886
	\$11,324,061	

[Redacted]

	On average, the percentage of need that was met of students who were awarded any need-based aid. Exclude any aid that was awarded in excess of need as well as any resources that were awarded to replace EFC (PLUS loans, unsubsidized loans, and private alternative loans)	45.7%	42.6%	40.2%
	The average financial aid package of those in line . Exclude any resources that were awarded to replace EFC (PLUS loans, unsubsidized loans, and private alternative loans)	\$ 14,330	\$ 13,276	\$ 6,069
	Average need-based scholarship and grant award of those in line	\$ 9,507	\$ 8,255	\$ 4,277
	Average need-based self-help award (excluding PLUS loans, unsubsidized loans, and private alternative loans) of those in line	\$ 5,862	\$ 6,902	\$ 7,136
	Average need-based loan (excluding PLUS loans, unsubsidized loans, and private alternative loans) of those in line who were awarded a need-based loan	\$ 5,552	\$ 6,399	\$ 6,992

List the number of degree-seeking full-time and less-than-full-time undergraduates who had no financial need and who were awarded institutional non-need-based scholarship or grant aid.

- Numbers should reflect the cohort awarded the dollars reported in H1.
- In the chart below, students may be counted in more than one row, and full-time freshmen should also be

N	Number of students in line who had no financial need and who were awarded institutional non-need-based scholarship or grant aid (exclude those who were awarded athletic awards and tuition benefits)	304	1044	21
O	Average dollar amount of institutional non-need-based scholarship and grant aid awarded to students in line	\$ 10,542	\$ 8,746	\$ 3,159
P	Number of students in line who were awarded an institutional non-need-based athletic scholarship or grant	49	213	2
Q	Average dollar amount of institutional non-need-based athletic scholarships and grants awarded to students in line	\$ 11,819	\$ 12,361	\$ 5,700


Include:

- 2020 undergraduate class: all students who started at your institution as first-time students and received a bachelor's degree between July 1, 2019 and June 30, 2020.
- Only loans made to students who borrowed while enrolled at your institution.
- Co-signed loans.

Exclude

- Students who transferred in.
- Money borrowed at other institutions.
- Parent loans
- Students who did not graduate or who graduated with another degree or certificate (but no bachelor's degree).
-





A	Any loan program: Federal Perkins, Federal Stafford Subsidized and Unsubsidized, institutional, state, private loans that your institution is aware of, etc. Include both Federal Direct Student Loans and Federal Family Education Loans.	998	51.70%	\$28,563
B	Federal loan programs: Federal Perkins, Federal Stafford Subsidized and Unsubsidized. Include both Federal Direct Student Loans and Federal Family Education Loans.	485	48.60%	\$22,958

- Institution's own financial aid form
 - CSS/Financial Aid PROFILE
 - International Student's Financial Aid Application
 - International Student's Certification of Finances
 - Other (specify):
-

Check off all financial aid forms domestic first-year (freshman) financial aid applicants must submit:

- FAFSA
 - Institution's own financial aid form
 - CSS/Financial Aid PROFILE
 - State aid form
 - Noncustodial PROFILE
 - Business/Farm Supplement
 - Other (specify):
-

Indicate filing dates for first-year (freshman) students:

Priority date for filing required financial aid forms: _____

Deadline for filing required financial aid forms: _____

- No deadline for filing required forms
(applications processed on a rolling basis)

Indicate notification dates for first-year (freshman) students (answer a or b):

a) Students notified on or about (date):

b) Students notified on a rolling basis:

- Yes
- No

If yes, starting date:

15-Dec _____

Indicate reply dates:

Students must reply by (date):	5/1
or within _____ weeks of notification.	

Please check off all types of aid available to undergraduates at your institution:

- Direct Subsidized Stafford Loans
 - Direct Unsubsidized Stafford Loans
 - Direct PLUS Loans
 - Federal Perkins Loans
 - Federal Nursing Loans
 - State Loans
 - College/university loans from institutional funds
 - Other (specify):
-

- Federal Pell
- SEOG
- State scholarships/grants
- Private scholarships
- College/university scholarship or grant aid from institutional funds
- United Negro College Fund
- Federal Nursing Scholarship
- Other (specify):

[Redacted]	
X	X
X	X
X	
X	
X	
X	
X	[Redacted]
X	
X	X
X	X
X	X

X Yes
No



A

Full-time	Part-time
Exclude	Include only if th11(l)-4(yo)23(



Agriculture	6.7%	3.6%	7%	01
Natural resources and conservation			1%	03
Architecture				04
Area, ethnic, and gender studies				05
Communication/journalism			6.2%	09
Communication technologies			0.2%	10
Computer and information sciences			3.6%	11
Personal and culinary services				12
Education		3.6%	9.6%	13
Engineering			1.7%	14
Engineering technologies		7.1%	8.4%	15
Foreign languages, literatures, and linguistics	6.7%		0.6%	16
Family and consumer sciences			0.6%	19
Law/legal studies				22
English			1.3%	23
Liberal arts/general studies		82.1%	6.3%	24
Library science				25
Biological/life sciences			2.8%	26
Mathematics and statistics			0.7%	27
Military science and military technologies				28 & 29
Interdisciplinary studies				30
Parks and recreation			1.6%	31
Philosophy and religious studies			0.2%	38
Theology and religious vocations				39
Physical sciences			2.1%	40
Science technologies				41
Psychology			2.7%	42
Homeland Security, law enforcement, firefighting, and proETQ EMC /P7(ight)-6(ion)]TJ8(,)-7()-7(law)				